

# Houston Pilots Forecast Package



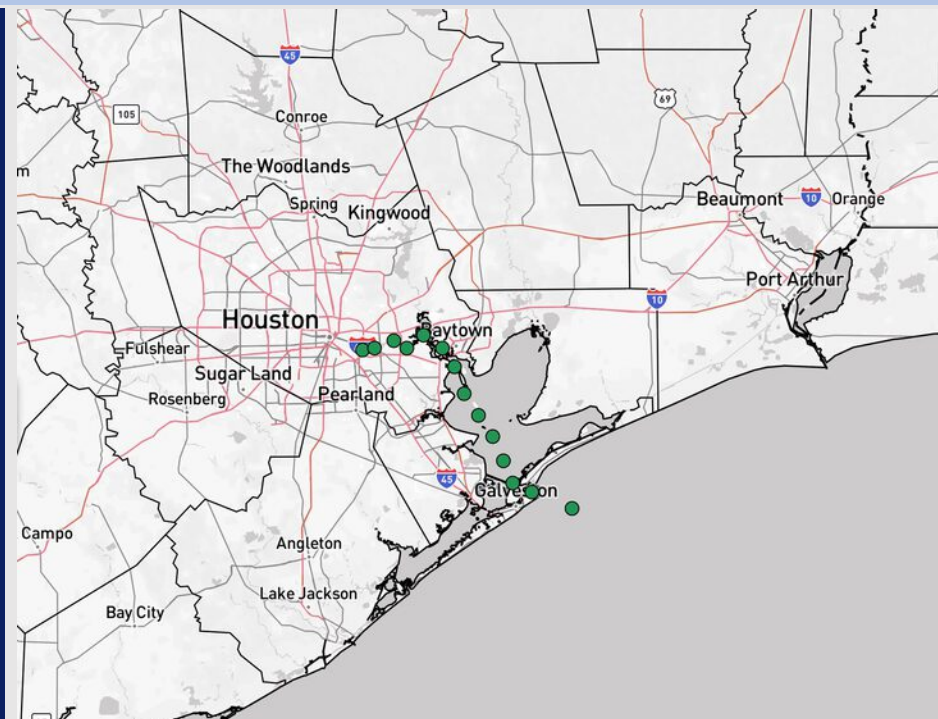
Updated: 9:00 PM CT

Wednesday, September 10, 2025

Forecaster: Sam Lang

## Weather Headlines

- Dry conditions favored Friday and Saturday.
- Wind gusts of 20-25 kts will be in play for Stations S. of Morgan's Point today, mainly after 11 AM.
- No tropical activity is favored the next 7-10 days.



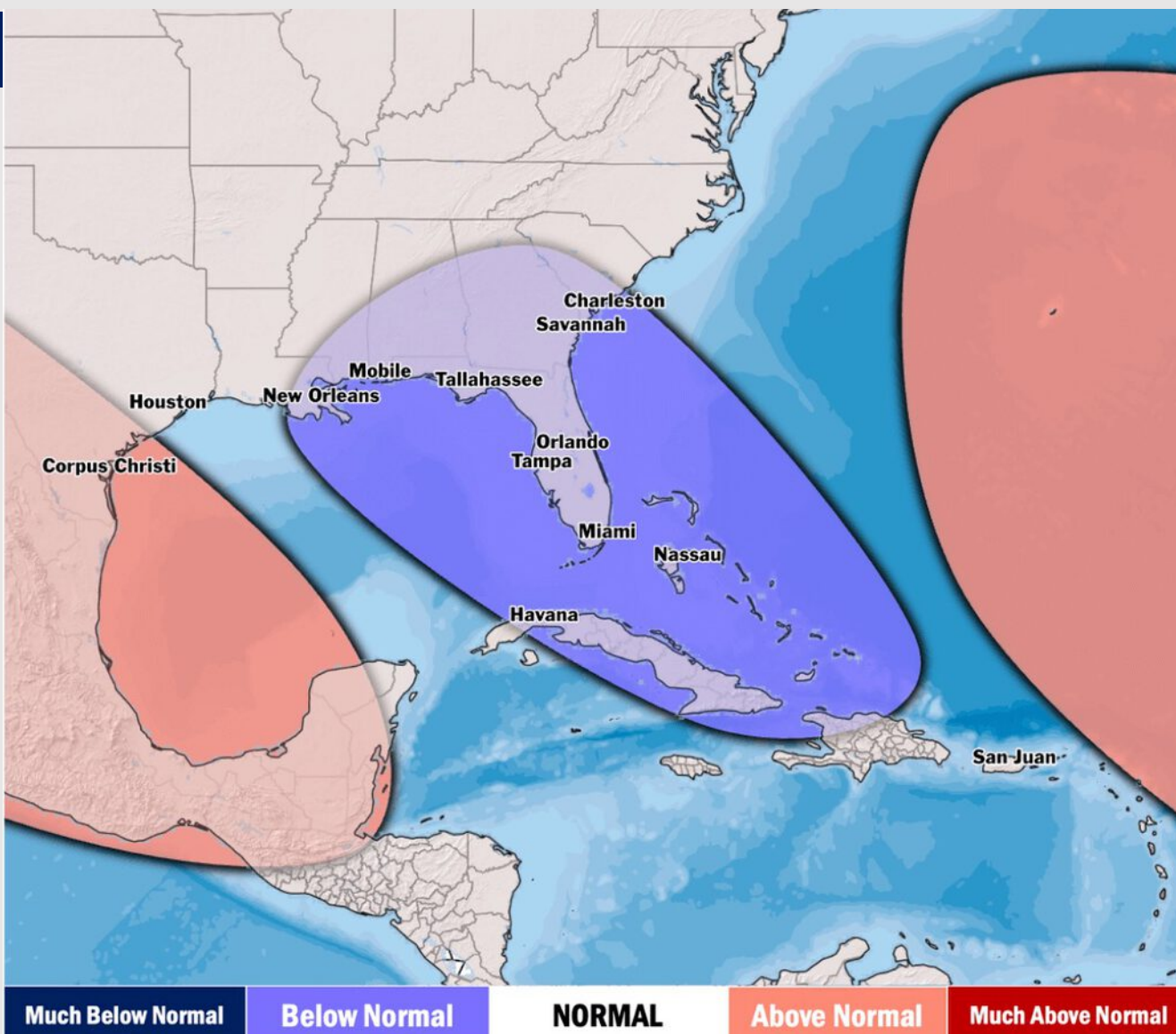
Current Radar: 9:00 PM CT

As always, please do not hesitate to reach out to us with any forecast questions at [\(317\)-560-8122](tel:317-560-8122). Press 1 for forecast questions.

You can also access real-time forecast updates and 24/7 meteorological chat assistance on your [Clarity](#) app. Click [here](#) for login assistance.



# Houston Pilots Tropical Update



No tropical development favored in the Gulf over the next 7-10 days.

Tropical development may become more favorable from September 16 – 30, although confidence is rather low.

# Houston Pilots Visibility Chart (miles)



Visibility	Wed 10 pm	Wed 11 pm	Thu 12 am	Thu 1 am	Thu 2 am	Thu 3 am	Thu 4 am	Thu 5 am	Thu 6 am	Thu 7 am	Thu 8 am	Thu 9 am	Thu 10 am	Thu 11 am	Thu 12 pm	Thu 1 pm	Thu 2 pm	Thu 3 pm	Thu 4 pm	Thu 5 pm	Thu 6 pm	Thu 7 pm	Thu 8 pm	Thu 9 pm
Houston Pilots N - 610 Bridge	10	10	10	10	10	10	10	10	10	9	6.9	6.9	10	10	10	10	10	10	10	10	10	10	10	10
Houston Pilots M - Kinder 1	10	10	10	10	10	10	10	10	9	9	6.9	6.9	10	10	10	10	10	10	10	10	10	10	10	10
Houston Pilots L - Greens Bayou	10	10	10	10	10	10	10	10	9	9	6.9	6.9	10	10	10	10	10	10	10	10	10	10	10	10
Houston Pilots K - Shell Crude	10	10	10	10	10	10	10	10	9	9	6.9	6.9	10	10	10	10	10	10	10	10	10	10	10	10
Houston Pilots J - Lynchburg Ferries	10	10	10	10	10	10	10	10	9	7.9	6.9	6.9	10	10	10	10	10	10	10	10	10	10	10	10
Houston Pilots I - Exxon 3	10	10	10	10	10	10	10	10	9	9	6.9	6.9	10	10	10	10	10	10	10	10	10	10	10	10
Houston Pilots H - Morgans Point	10	10	10	10	10	10	10	10	10	10	6.9	6.9	10	10	10	10	10	10	10	10	10	10	10	10
Houston Pilots G - 75/76	10	10	10	10	10	10	10	10	10	10	10	7.9	10	10	10	10	10	10	10	10	10	10	10	10
Houston Pilots F - 63/64	10	10	10	10	10	10	10	10	10	10	10	7.9	10	10	10	10	10	10	10	10	10	10	10	10
Houston Pilots E - 51/52	10	10	10	10	10	10	10	10	10	10	10	7.9	10	10	10	10	10	10	10	10	10	10	10	10
Houston Pilots D - 37/38	10	10	10	10	10	10	10	10	10	10	10	9	10	10	10	10	10	10	10	10	10	10	10	10
Houston Pilots C - 25/26	10	10	10	10	10	10	10	10	10	10	10	10	10	10	10	10	10	10	10	10	10	10	10	10
Houston Pilots B - 11/12	10	10	10	10	10	10	10	10	10	10	10	10	10	10	10	10	10	10	10	10	10	10	10	10
Houston Pilots A - 1 & 2 Bravo	10	10	10	10	10	10	10	10	10	10	10	10	10	10	10	10	10	10	10	10	10	10	10	10

NOTE: This is automated data that may/may not agree with the official BAM thinking that's found on the daily slides or special visibility report slides. This data should be used as a guide only

# Houston Pilots Wind Chart



Sustained Wind 10 Knots  
Gusts 15 Knots  
Wind from the SE



Wind	Wed 10 pm	Wed 11 pm	Thu 12 am	Thu 1 am	Thu 2 am	Thu 3 am	Thu 4 am	Thu 5 am	Thu 6 am	Thu 7 am	Thu 8 am	Thu 9 am	Thu 10 am	Thu 11 am	Thu 12 pm	Thu 1 pm	Thu 2 pm	Thu 3 pm	Thu 4 pm	Thu 5 pm	Thu 6 pm	Thu 7 pm	Thu 8 pm	Thu 9 pm
Houston Pilots N - 610 Bridge	5	3	3	3	2	2	2	2	3	3	3	5	6	6	8	8	8	9	8	8	8	8	8	7
	9	8	7	7	6	6	6	6	6	7	8	9	10	13	15	16	18	18	17	18	17	16	15	13
	↖	↖	↖	↖	↖	↖	↖	↖	↖	↖	↖	↖	↖	↖	↖	↖	↖	↖	↖	↖	↖	↖	↖	
Houston Pilots M - Kinder 1	5	3	3	3	2	2	2	2	3	3	3	5	6	6	8	8	8	8	8	8	8	8	8	7
	9	8	7	7	6	6	6	6	6	7	8	9	10	13	15	16	18	18	17	18	17	16	15	13
	↖	↖	↖	↖	↖	↖	↖	↖	↖	↖	↖	↖	↖	↖	↖	↖	↖	↖	↖	↖	↖	↖	↖	
Houston Pilots L - Greens Bayou	5	3	3	3	2	2	2	2	3	3	3	5	6	6	8	8	8	8	8	8	8	8	8	6
	9	8	7	6	6	5	5	6	6	7	7	9	10	12	14	16	17	17	17	17	17	16	15	13
	↖	↖	↖	↖	↖	↖	↖	↖	↖	↖	↖	↖	↖	↖	↖	↖	↖	↖	↖	↖	↖	↖	↖	
Houston Pilots K - Shell Crude	5	3	3	3	3	2	2	2	3	3	3	5	6	6	8	8	8	9	9	9	8	8	8	6
	9	8	7	7	6	6	6	6	6	7	8	9	10	12	14	16	17	18	17	17	17	16	15	13
	↖	↖	↖	↖	↖	↖	↖	↖	↖	↖	↖	↖	↖	↖	↖	↖	↖	↖	↖	↖	↖	↖	↖	
Houston Pilots J - Lynchburg Ferries	3	3	3	2	2	2	2	2	2	3	3	3	5	6	7	8	8	8	8	8	8	8	7	6
	9	8	7	6	6	5	5	6	6	6	7	8	10	12	14	15	16	17	17	17	16	15	15	13
	↖	↖	↖	↖	↖	↖	↖	↖	↖	↖	↖	↖	↖	↖	↖	↖	↖	↖	↖	↖	↖	↖	↖	
Houston Pilots I - Exxon 3	8	8	7	7	7	6	6	6	7	7	8	8	8	9	9	10	10	12	12	12	12	12	10	10
	13	12	10	10	9	9	9	9	9	10	12	12	13	14	15	16	18	18	18	20	17	17	16	15
	↖	↖	↖	↖	↖	↖	↖	↖	↖	↖	↖	↖	↖	↖	↖	↖	↖	↖	↖	↖	↖	↖	↖	
Houston Pilots H - Morgans Point	8	8	8	7	7	7	6	6	7	7	8	8	8	9	10	10	10	12	12	13	12	12	10	10
	13	12	12	10	10	10	9	9	10	10	12	13	13	14	15	16	18	18	18	20	17	17	16	15
	↖	↖	↖	↖	↖	↖	↖	↖	↖	↖	↖	↖	↖	↖	↖	↖	↖	↖	↖	↖	↖	↖	↖	
Houston Pilots G - 75/76	9	9	8	8	8	8	8	8	8	8	9	9	9	10	10	10	10	12	13	13	13	12	12	10
	14	13	13	13	13	12	12	12	12	13	13	14	15	16	17	17	18	20	20	21	18	18	17	16
	↖	↖	↖	↖	↖	↖	↖	↖	↖	↖	↖	↖	↖	↖	↖	↖	↖	↖	↖	↖	↖	↖	↖	
Houston Pilots F - 63/64	9	9	8	8	8	8	8	8	8	8	9	9	10	10	10	10	10	12	13	13	13	12	12	10
	14	13	13	13	13	13	13	13	13	13	14	14	15	16	17	17	18	20	20	21	18	18	17	16
	↖	↖	↖	↖	↖	↖	↖	↖	↖	↖	↖	↖	↖	↖	↖	↖	↖	↖	↖	↖	↖	↖	↖	
Houston Pilots E - 51/52	9	9	9	9	9	9	9	8	8	9	9	10	10	10	10	12	12	13	13	13	13	12	12	10
	14	14	14	14	14	14	13	13	13	14	14	15	16	17	18	20	20	21	20	21	20	18	17	16
	↖	↖	↖	↖	↖	↖	↖	↖	↖	↖	↖	↖	↖	↖	↖	↖	↖	↖	↖	↖	↖	↖	↖	
Houston Pilots D - 37/38	9	10	9	9	9	9	9	9	9	9	9	10	10	12	12	12	13	13	13	13	13	12	12	10
	14	14	14	14	14	14	14	14	14	14	14	15	16	17	18	20	20	21	20	20	18	18	17	17
	↖	↖	↖	↖	↖	↖	↖	↖	↖	↖	↖	↖	↖	↖	↖	↖	↖	↖	↖	↖	↖	↖	↖	
Houston Pilots C - 25/26	9	9	9	9	9	9	9	9	9	9	9	10	10	12	12	13	13	13	13	13	13	12	10	10
	14	15	15	15	15	14	14	14	14	14	15	15	16	18	18	20	20	21	20	20	18	18	17	17
	↖	↖	↖	↖	↖	↖	↖	↖	↖	↖	↖	↖	↖	↖	↖	↖	↖	↖	↖	↖	↖	↖	↖	
Houston Pilots B - 11/12	8	8	8	8	8	8	8	8	8	8	8	9	10	10	12	12	13	13	13	13	12	12	10	10
	14	15	15	15	15	15	14	14	14	14	15	15	16	17	18	20	20	21	20	20	18	18	17	16
	↖	↖	↖	↖	↖	↖	↖	↖	↖	↖	↖	↖	↖	↖	↖	↖	↖	↖	↖	↖	↖	↖	↖	
Houston Pilots A - 1 & 2 Bravo	10	10	10	10	10	10	10	10	10	10	10	12	13	13	13	13	14	13	13	13	13	13	13	13
	16	16	16	16	16	16	15	15	15	15	16	17	17	20	20	20	21	21	21	21	20	20	18	18
	↖	↖	↖	↖	↖	↖	↖	↖	↖	↖	↖	↖	↖	↖	↖	↖	↖	↖	↖	↖	↖	↖	↖	

NOTE: This is automated data that may/may not agree with the official BAM thinking that's found on the daily slides.  
This data should be used as a guide only.



# Houston Pilots: THU. 9/11/2025

## Forecast Discussion

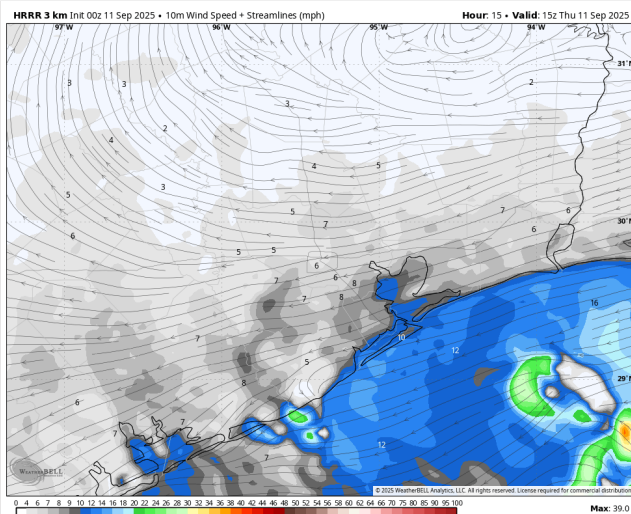
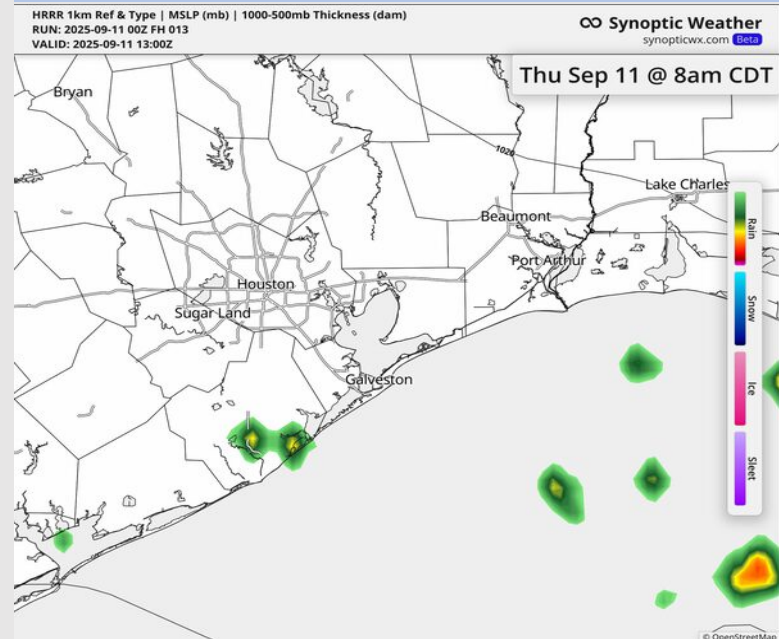
**Precip:** Hit/miss showers in play for Stations S of Morgan's Point from 7AM – 1PM.

**Wind:** Winds will be out of the E/SE. **N of Morgan's Point:** Winds will be at 3 – 8 kts. **S of Morgan's Point:** Winds will be at 4 – 9 kts, increasing to 8 – 13 kts after 2PM. **Wind gusts of 20-25 kts possible for Stations S. of Morgan's Point after 11AM.**

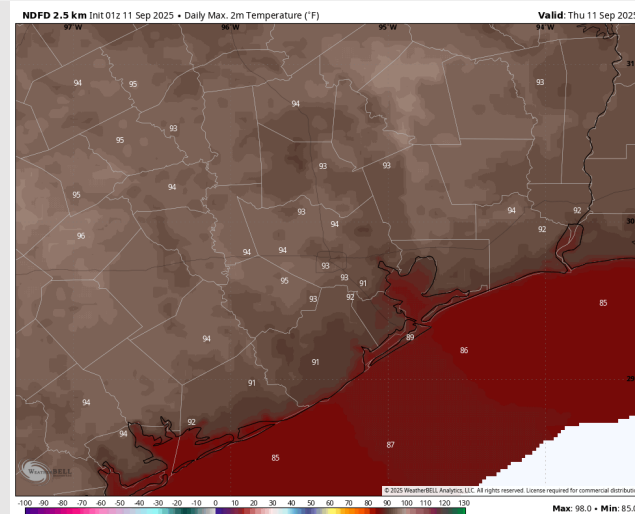
**High Temps:** **N of Morgan's Point:** Low 90s F. **S of Morgan's Point:** Near 90 F.

**Visibility:** No visibility concerns today.

## Precip Image: 8 AM CT



Wind Speed:  
10 AM CT



High Temps  
Today

# Houston Pilots: FRI. 9/12/2025

## Forecast Discussion

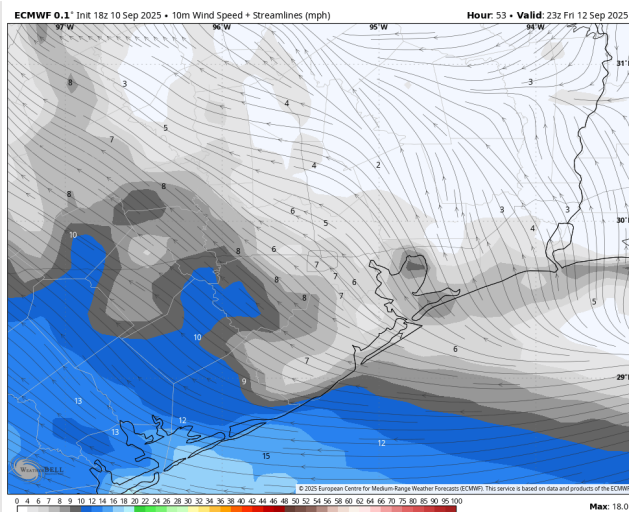
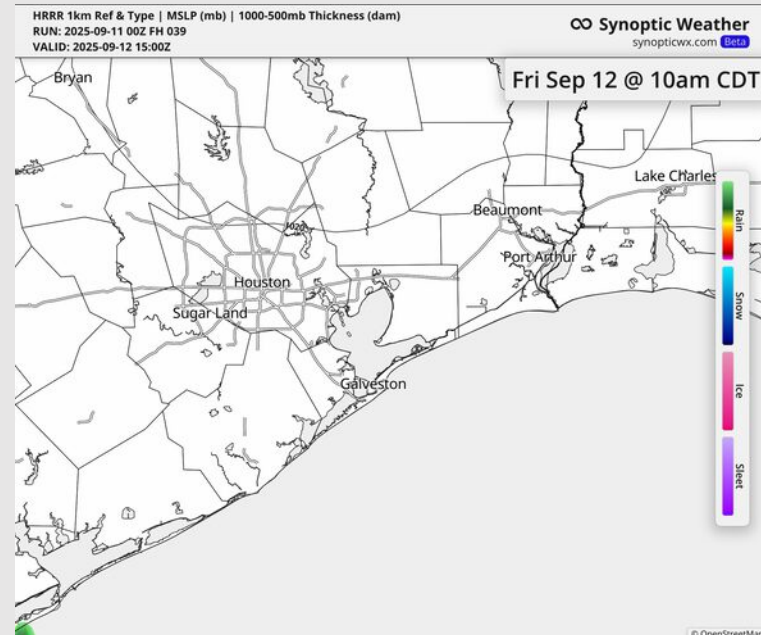
**Precip:** Favoring dry conditions for Friday.

**Wind:** Winds will be out of the E/NE, rotating to be out of the SE after 2PM. **N of Morgan's Point:** Winds will be at 2 – 7 kts. **S of Morgan's Point:** Winds will be at 4 – 9 kts.

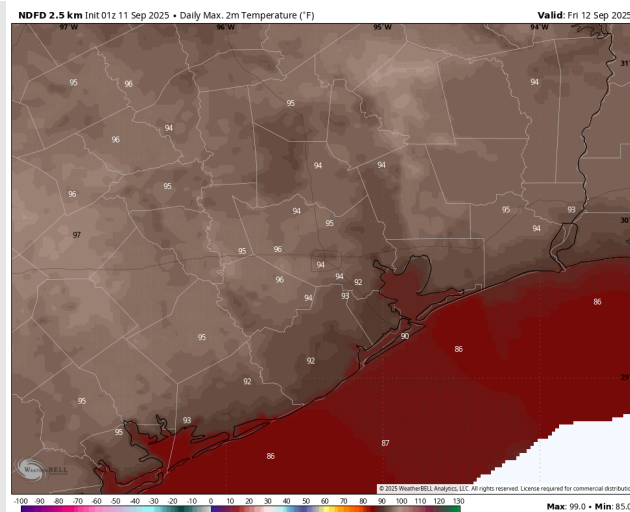
**High Temps:** **N of Morgan's Point:** Low 90s F. **S of Morgan's Point:** Near 90 F.

**Visibility:** No visibility concerns Friday.

## Precip Image: 10 AM CT



Wind Speed:  
6 PM CT



High Temps  
Friday

# Houston Pilots: SAT. 9/13/2025

## Forecast Discussion

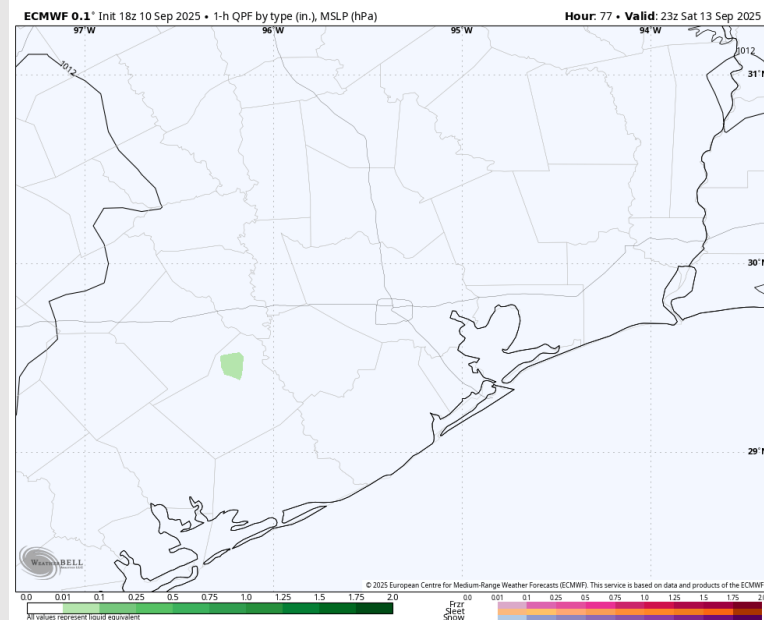
**Precip:** Favoring dry conditions for Saturday.

**Wind:** Winds will be variable before settling out of the SE at 1 PM **N of Morgan's Point:** Winds will be at 2 – 7 kts. **S of Morgan's Point:** Winds will be at 4 – 9 kts.

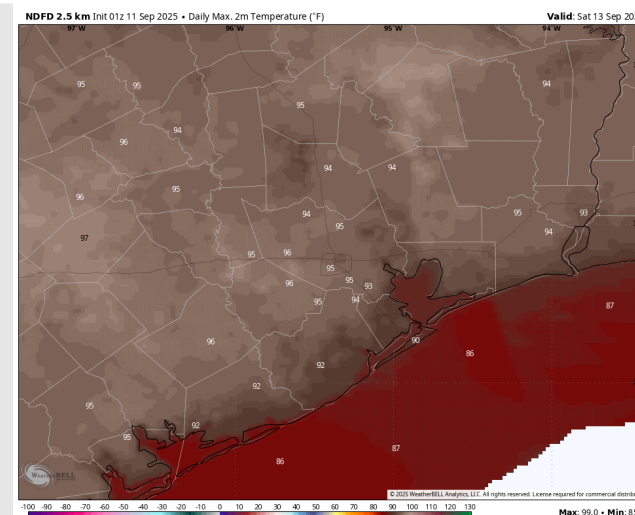
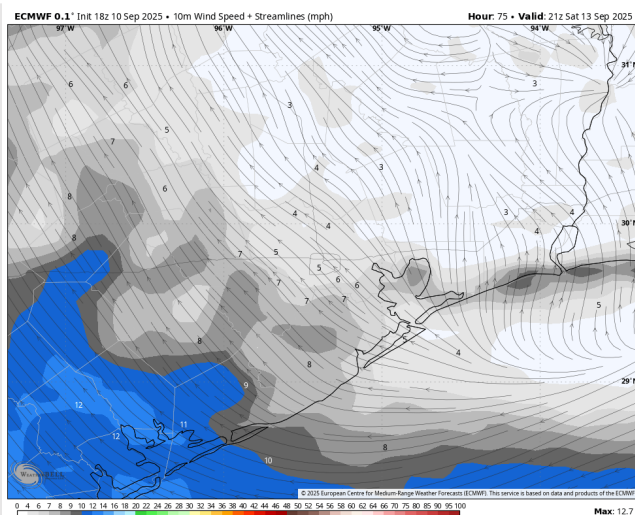
**High Temps:** **N of Morgan's Point:** Mid 90s F. **S of Morgan's Point:** Near 90 F.

**Visibility:** No visibility concerns Saturday

## Precip Image: 6 PM CT



**Wind Speed:**  
4 PM CT

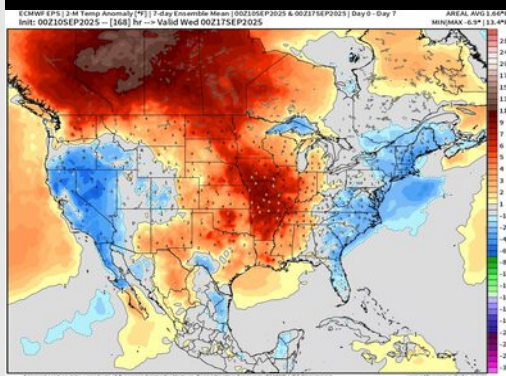


**High Temps**  
**Saturday**

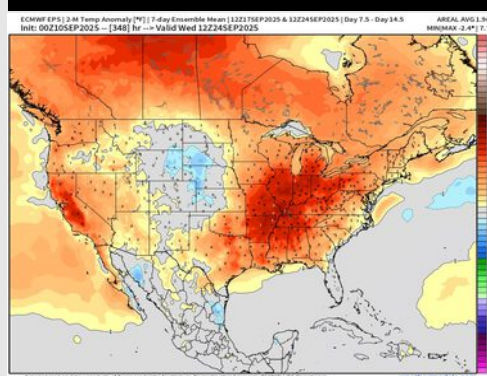


# Houston Pilots: 9/11/25

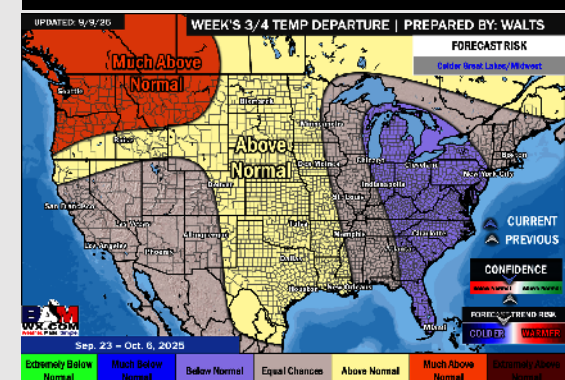
## Next 7 Day Temperature Departure



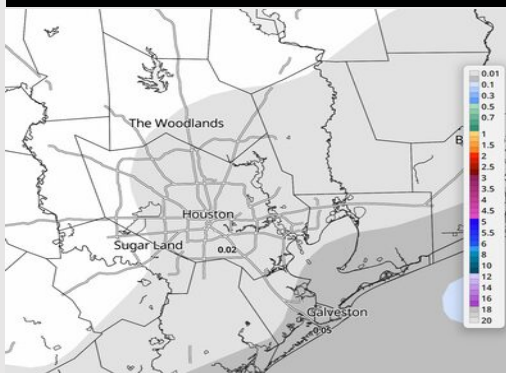
## 8-14 Day Temperature Departure



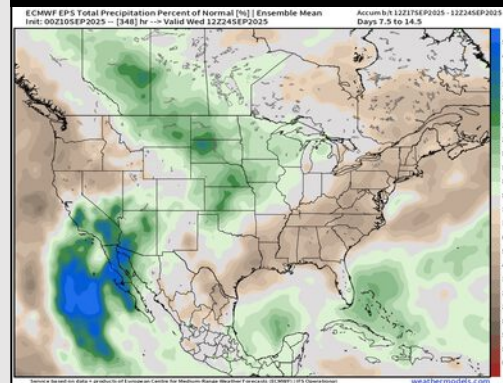
## 15-30 Day Temperature Departure



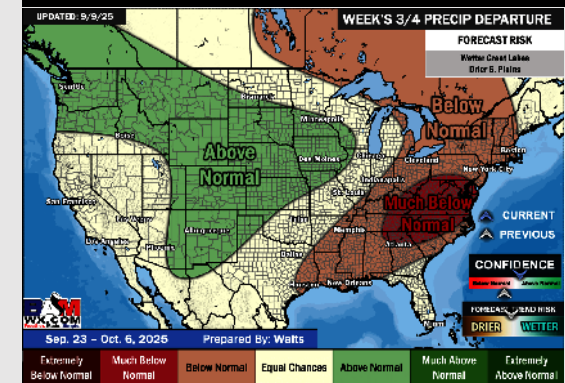
## Next 7 Day Total Precipitation



## 8-14 Day % of Average Precip.



## 15-30 Day % of Average Precip.



- Temps are expected to be above normal for the next 7 days with isolated rain showers Thursday and favoring a dry weekend ahead.
- Above normal temperatures and below normal rain chances are favored for days 8 – 14.
- Above normal temperatures are favored for late September/early October with below normal rainfall chances.