

Houston Pilots Forecast Package



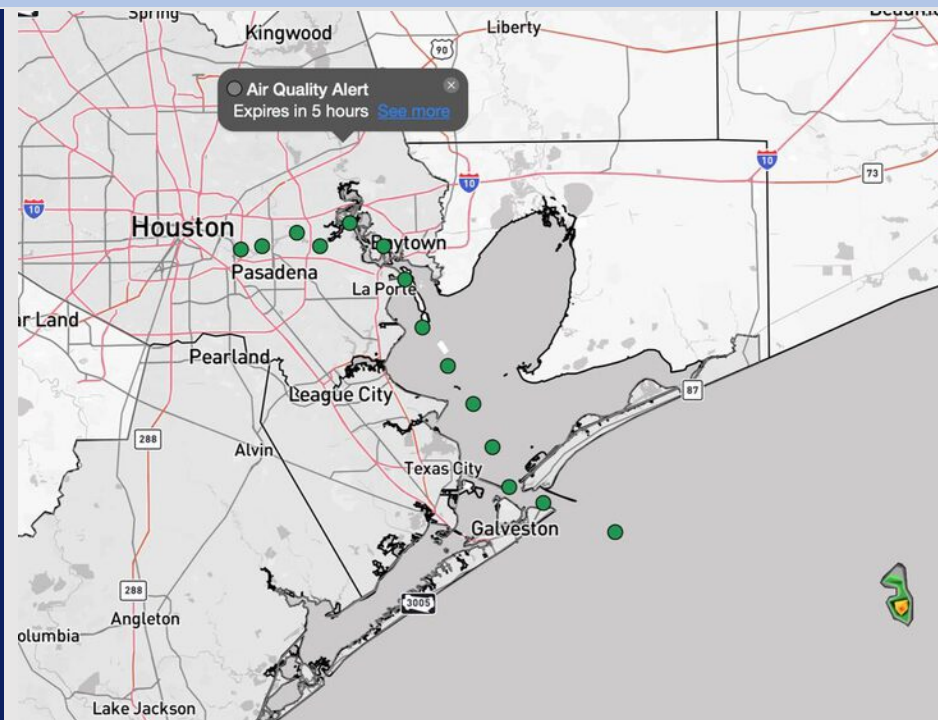
Updated: 1:40 PM CT

Wednesday, September 10, 2025

Forecaster: Hope Kleitsch

Weather Headlines

- Dry conditions favored through 4PM Thursday.
- Wind gusts of 20 kts will be in play for Stations S. of Morgan's Point tomorrow, mainly after 2 PM.
- No tropical activity is favored the next 7-10 days.



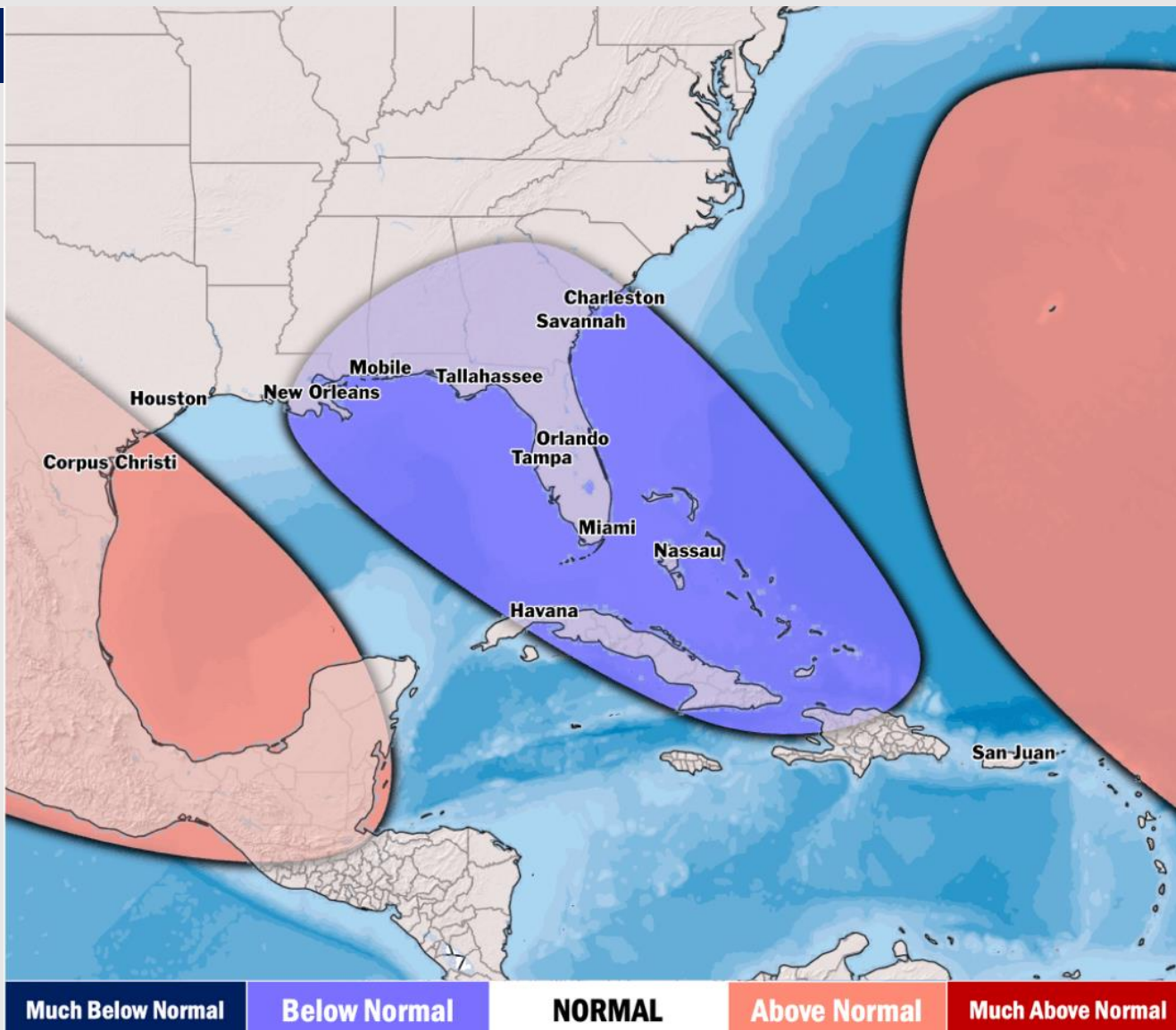
Current Radar: 1:40 PM CT

As always, please do not hesitate to reach out to us with any forecast questions at (317)-560-8122. Press 1 for forecast questions.

You can also access real-time forecast updates and 24/7 meteorological chat assistance on your [Clarity](#) app. Click [here](#) for login assistance.



Houston Pilots Tropical Update



No tropical development favored in the Gulf over the next 7-10 days.

Tropical development may become more favorable from September 16 – 30, although confidence is rather low.

Houston Pilots Visibility Chart (miles)



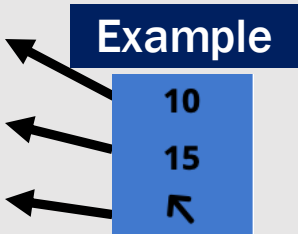
Visibility	Wed 3 pm	Wed 4 pm	Wed 5 pm	Wed 6 pm	Wed 7 pm	Wed 8 pm	Wed 9 pm	Wed 10 pm	Wed 11 pm	Thu 12 am	Thu 1 am	Thu 2 am	Thu 3 am	Thu 4 am	Thu 5 am	Thu 6 am	Thu 7 am	Thu 8 am	Thu 9 am	Thu 10 am	Thu 11 am	Thu 12 pm	Thu 1 pm	Thu 2 pm
Houston Pilots N - 610 Bridge	10	10	10	10	10	10	10	10	10	10	10	10	10	10	10	10	9	7.9	6.9	10	10	10	10	10
Houston Pilots M - Kinder 1	10	10	10	10	10	10	10	10	10	10	10	10	10	10	10	10	9	7.9	6.9	10	10	10	10	10
Houston Pilots L - Greens Bayou	10	10	10	10	10	10	10	10	10	10	10	10	10	10	10	10	10	7.9	6.9	10	10	10	10	10
Houston Pilots K - Shell Crude	10	10	10	10	10	10	10	10	10	10	10	10	10	10	10	10	10	7.9	7.9	10	10	10	10	10
Houston Pilots J - Lynchburg Ferries	10	10	10	10	10	10	10	10	10	10	10	10	10	10	10	10	9	7.9	6.9	10	10	10	10	10
Houston Pilots I - Exxon 3	10	10	10	10	10	10	10	10	10	10	10	10	10	10	10	10	10	7.9	7.9	10	10	10	10	10
Houston Pilots H - Morgans Point	10	10	10	10	10	10	10	10	10	10	10	10	10	10	10	10	10	10	9	10	10	10	10	10
Houston Pilots G - 75/76	10	10	10	10	10	10	10	10	10	10	10	10	10	10	10	10	10	10	9	10	10	10	10	10
Houston Pilots F - 63/64	10	10	10	10	10	10	10	10	10	10	10	10	10	10	10	10	10	10	9	10	10	10	10	10
Houston Pilots E - 51/52	10	10	10	10	10	10	10	10	10	10	10	10	10	10	10	10	10	10	9	10	10	10	10	10
Houston Pilots D - 37/38	10	10	10	10	10	10	10	10	10	10	10	10	10	10	10	10	10	10	9	10	10	10	10	10
Houston Pilots C - 25/26	10	10	10	10	10	10	10	10	10	10	10	10	10	10	10	10	10	10	9	10	10	10	10	10
Houston Pilots B - 11/12	10	10	10	10	10	10	10	10	10	10	10	10	10	10	10	10	10	10	9	10	10	10	10	10
Houston Pilots A - 1 & 2 Bravo	10	10	10	10	10	10	10	10	10	10	10	10	10	10	10	10	10	10	9	10	10	10	10	10

NOTE: This is automated data that may/may not agree with the official BAM thinking that's found on the daily slides or special visibility report slides. This data should be used as a guide only

Houston Pilots Wind Chart



Sustained Wind 10 Knots
Gusts 15 Knots
Wind from the SE



Wind	Wed 3 pm	Wed 4 pm	Wed 5 pm	Wed 6 pm	Wed 7 pm	Wed 8 pm	Wed 9 pm	Wed 10 pm	Wed 11 pm	Thu 12 am	Thu 1 am	Thu 2 am	Thu 3 am	Thu 4 am	Thu 5 am	Thu 6 am	Thu 7 am	Thu 8 am	Thu 9 am	Thu 10 am	Thu 11 am	Thu 12 pm	Thu 1 pm	Thu 2 pm
Houston Pilots N - 610 Bridge	6 12 ↖	6 13 ↖	6 13 ↖	6 12 ↖	6 13 ↖	6 13 ↖	6 10 ↖	5 9 ↖	3 8 ↖	3 7 ↖	3 6 ↖	2 6 ↖	2 5 ↖	2 6 ↖	3 6 ↖	3 6 ↖	3 7 ↖	3 8 ↖	5 9 ↖	6 10 ↖	6 13 ↖	8 15 ↖	8 16 ↖	8 17 ↖
Houston Pilots M - Kinder 1	6 12 ↖	6 13 ↖	6 13 ↖	6 12 ↖	6 13 ↖	6 13 ↖	6 10 ↖	5 9 ↖	3 8 ↖	3 7 ↖	3 6 ↖	2 6 ↖	2 5 ↖	2 6 ↖	3 6 ↖	3 6 ↖	3 7 ↖	3 8 ↖	5 9 ↖	6 10 ↖	6 13 ↖	8 15 ↖	8 16 ↖	8 17 ↖
Houston Pilots L - Greens Bayou	6 10 ↖	6 12 ↖	6 12 ↖	6 12 ↖	6 12 ↖	6 13 ↖	6 10 ↖	5 9 ↖	3 8 ↖	3 7 ↖	3 6 ↖	2 6 ↖	2 5 ↖	2 5 ↖	3 6 ↖	3 6 ↖	3 7 ↖	3 8 ↖	5 9 ↖	6 10 ↖	6 12 ↖	7 14 ↖	8 15 ↖	8 16 ↖
Houston Pilots K - Shell Crude	6 12 ↖	6 13 ↖	6 13 ↖	6 12 ↖	6 12 ↖	6 13 ↖	6 10 ↖	5 9 ↖	3 8 ↖	3 7 ↖	3 6 ↖	2 6 ↖	2 5 ↖	2 6 ↖	3 6 ↖	3 6 ↖	3 7 ↖	3 8 ↖	5 9 ↖	6 10 ↖	6 12 ↖	8 14 ↖	8 16 ↖	8 16 ↖
Houston Pilots J - Lynchburg Ferries	6 10 ↖	6 12 ↖	6 12 ↖	6 12 ↖	6 12 ↖	6 13 ↖	5 10 ↖	3 9 ↖	3 8 ↖	3 7 ↖	2 6 ↖	2 5 ↖	2 5 ↖	2 5 ↖	2 6 ↖	2 6 ↖	3 7 ↖	3 8 ↖	5 9 ↖	5 10 ↖	6 12 ↖	7 13 ↖	8 15 ↖	8 16 ↖
Houston Pilots I - Exxon 3	8 13 ↖	8 13 ↖	8 14 ↖	8 14 ↖	9 14 ↖	9 13 ↖	8 13 ↖	8 12 ↖	8 12 ↖	7 10 ↖	7 10 ↖	6 9 ↖	6 9 ↖	6 9 ↖	6 9 ↖	7 9 ↖	7 10 ↖	8 12 ↖	8 13 ↖	8 13 ↖	9 14 ↖	9 15 ↖	10 16 ↖	10 17 ↖
Houston Pilots H - Morgans Point	8 13 ↖	8 13 ↖	8 14 ↖	8 14 ↖	9 14 ↖	9 13 ↖	8 13 ↖	8 13 ↖	8 12 ↖	7 10 ↖	7 10 ↖	7 10 ↖	6 9 ↖	6 9 ↖	6 9 ↖	7 10 ↖	7 10 ↖	8 12 ↖	8 13 ↖	8 13 ↖	9 14 ↖	9 15 ↖	10 16 ↖	10 17 ↖
Houston Pilots G - 75/76	7 13 ↖	8 13 ↖	8 15 ↖	8 14 ↖	9 14 ↖	9 14 ↖	9 14 ↖	9 14 ↖	9 13 ↖	8 13 ↖	8 13 ↖	8 12 ↖	8 12 ↖	8 12 ↖	8 12 ↖	8 12 ↖	8 13 ↖	9 14 ↖	9 14 ↖	10 15 ↖	10 16 ↖	10 16 ↖	10 17 ↖	10 17 ↖
Houston Pilots F - 63/64	7 12 ↖	8 13 ↖	8 15 ↖	8 14 ↖	8 14 ↖	9 14 ↖	9 14 ↖	9 14 ↖	9 13 ↖	8 13 ↖	8 13 ↖	8 13 ↖	8 13 ↖	8 12 ↖	8 12 ↖	8 13 ↖	8 13 ↖	9 14 ↖	9 15 ↖	10 15 ↖	10 16 ↖	10 16 ↖	10 17 ↖	10 17 ↖
Houston Pilots E - 51/52	8 13 ↖	8 13 ↖	8 15 ↖	8 14 ↖	9 14 ↖	9 14 ↖	9 14 ↖	9 14 ↖	9 14 ↖	9 14 ↖	9 14 ↖	9 14 ↖	9 13 ↖	8 13 ↖	8 13 ↖	8 13 ↖	9 14 ↖	9 14 ↖	10 15 ↖	10 16 ↖	10 16 ↖	10 17 ↖	10 18 ↖	10 18 ↖
Houston Pilots D - 37/38	8 14 ↖	8 13 ↖	8 15 ↖	8 14 ↖	9 15 ↖	9 14 ↖	9 14 ↖	9 14 ↖	9 14 ↖	9 14 ↖	9 14 ↖	9 14 ↖	9 14 ↖	9 14 ↖	9 14 ↖	9 14 ↖	9 14 ↖	10 15 ↖	10 16 ↖	10 16 ↖	12 17 ↖	12 17 ↖	12 18 ↖	12 18 ↖
Houston Pilots C - 25/26	8 14 ↖	8 13 ↖	8 15 ↖	8 14 ↖	9 14 ↖	9 14 ↖	9 14 ↖	9 14 ↖	9 15 ↖	9 14 ↖	9 15 ↖	9 14 ↖	9 14 ↖	9 14 ↖	9 14 ↖	9 14 ↖	9 14 ↖	10 15 ↖	10 16 ↖	10 16 ↖	12 17 ↖	12 18 ↖	12 19 ↖	13 20 ↖
Houston Pilots B - 11/12	8 14 ↖	8 14 ↖	8 15 ↖	8 15 ↖	8 15 ↖	8 14 ↖	8 14 ↖	8 15 ↖	8 15 ↖	8 15 ↖	8 15 ↖	8 15 ↖	8 14 ↖	8 14 ↖	8 14 ↖	8 14 ↖	8 14 ↖	8 15 ↖	9 16 ↖	10 17 ↖	10 18 ↖	10 18 ↖	12 18 ↖	12 20 ↖
Houston Pilots A - 1 & 2 Bravo	8 15 ↖	8 15 ↖	9 15 ↖	9 15 ↖	9 16 ↖	10 15 ↖	10 16 ↖	10 16 ↖	10 16 ↖	10 16 ↖	10 16 ↖	10 16 ↖	10 15 ↖	10 15 ↖	10 15 ↖	10 15 ↖	10 15 ↖	10 16 ↖	12 17 ↖	13 17 ↖	13 20 ↖	13 20 ↖	13 21 ↖	13 21 ↖

NOTE: This is automated data that may/may not agree with the official BAM thinking that's found on the daily slides.
This data should be used as a guide only.

Houston Pilots: WED. 9/10/2025

Forecast Discussion

Precip: Favoring dry conditions for the rest of today.

Wind: Winds will be generally out of the E through 3 PM before settling out of the SE. **N of Morgan's Point:** Winds will be at 2 – 7 kts. **S of Morgan's Point:** Winds will be at 4 – 9 kts.

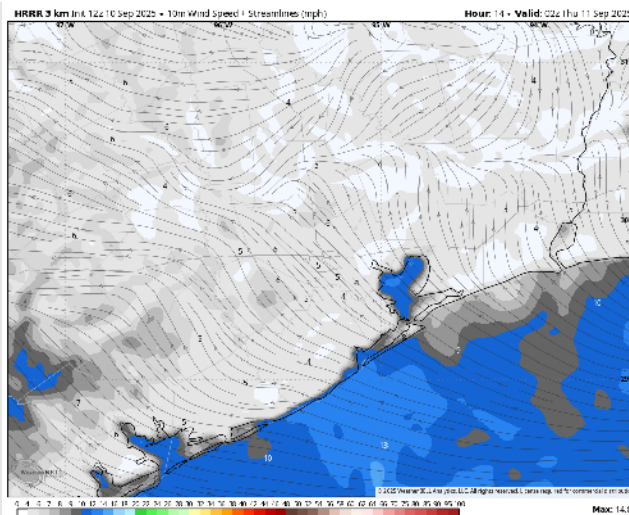
Low Temps: **N of Morgan's Point:** Mid 70s F. **S of Morgan's Point:** Upper 70s F to near 80 F.

Visibility: No visibility concerns today.

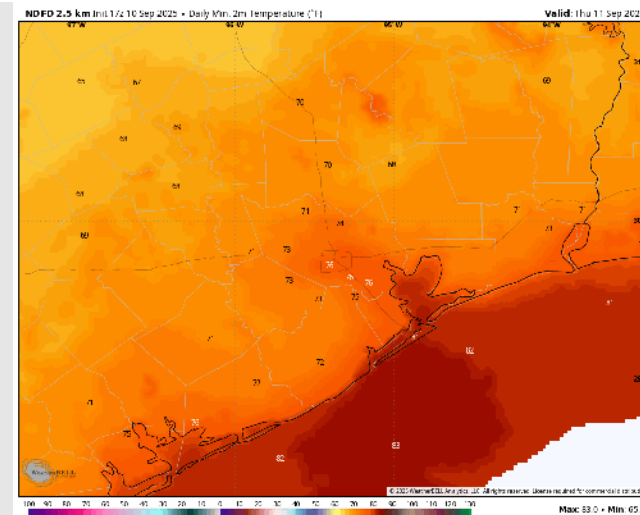
Precip Image: 6 PM CT



Wind Speed:
9 PM CT



Low Temps
THU AM



Houston Pilots: THU. 9/11/2025

Forecast Discussion

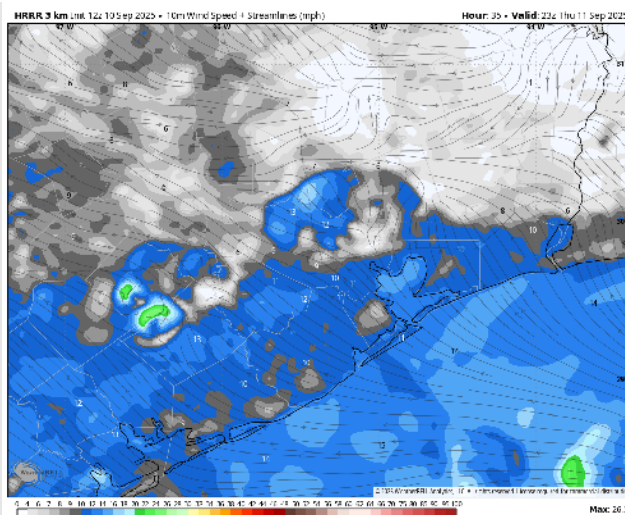
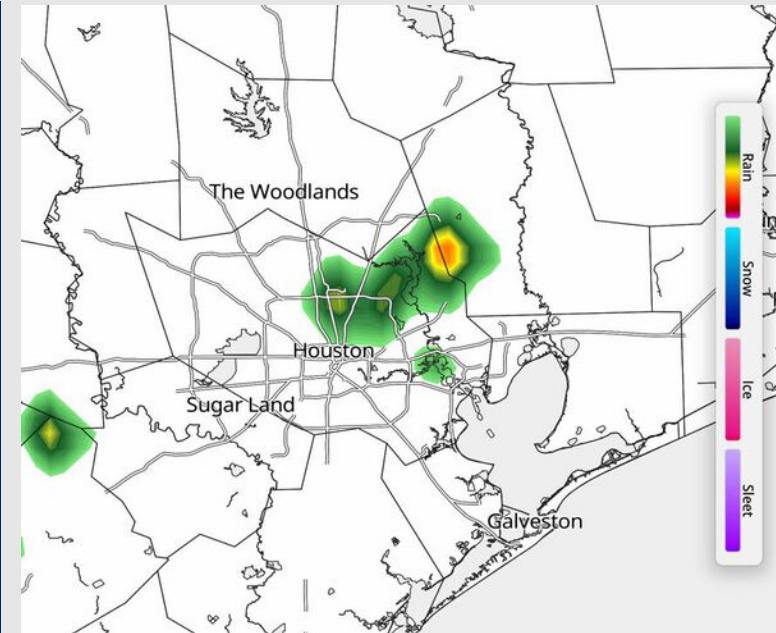
Precip: Hit/miss showers in play for Stations N of Morgan's Point from 4PM – 9PM.

Wind: Winds will be out of the E/SE throughout Thursday. **N of Morgan's Point:** Winds will be at 3 – 8 kts. **S of Morgan's Point:** Winds will be at 4 – 9 kts, increasing to 8 – 13 kts after 2PM. **Wind gusts of 20 kts possible for Stations S. of Morgan's Point** mainly after 2PM.

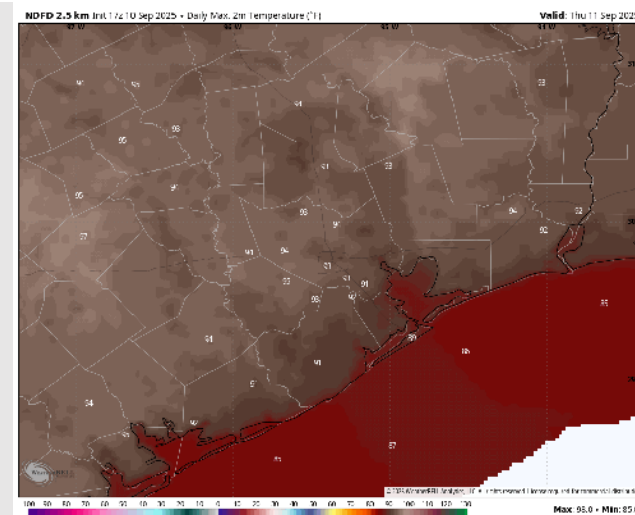
High Temps: **N of Morgan's Point:** Low 90s F. **S of Morgan's Point:** Near 90 F.

Visibility: No visibility concerns Thursday.

Precip Image: 5 PM CT



Wind Speed:
6 PM CT



High Temps
Thursday

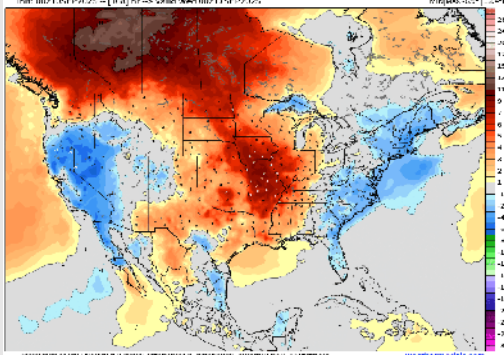
Precip Image: 12 PM CT

High Temps: N of Morgan's Point: Low 90s F. S of Morgan's Point: Upper 80s to near 90 F.

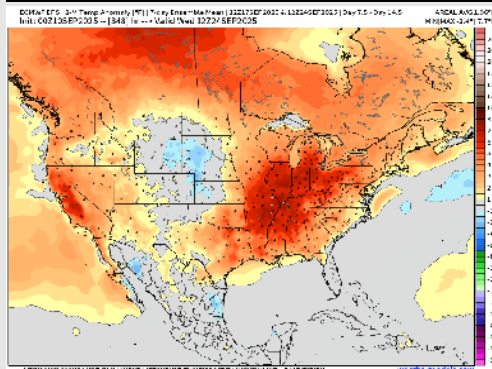
Visibility: No visibility concerns Friday.

Houston Pilots: 9/10/25

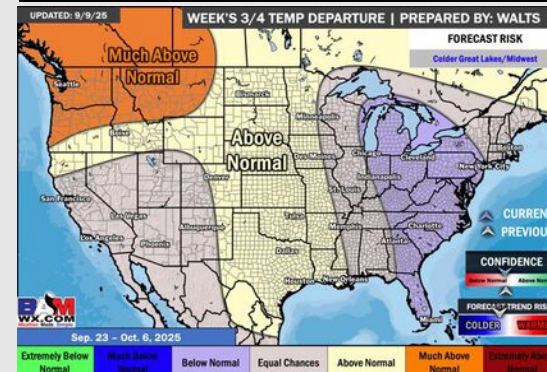
Next 7 Day Temperature Departure



8-14 Day Temperature Departure



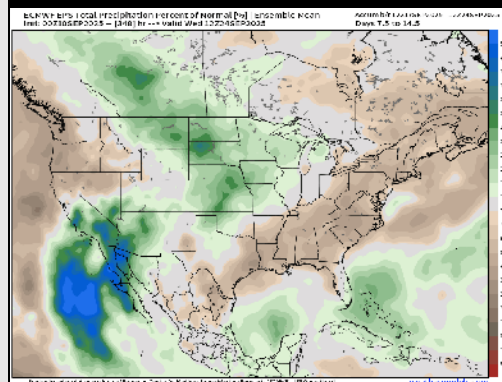
15-30 Day Temperature Departure



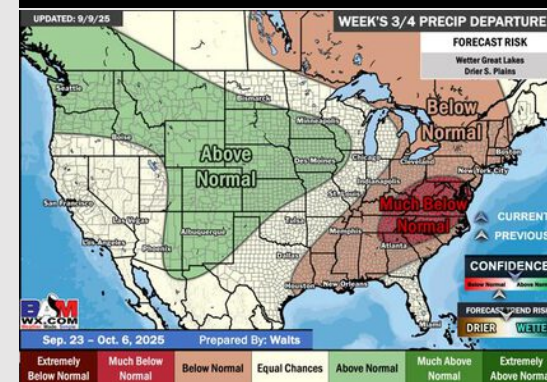
Next 7 Day Total Precipitation



8-14 Day % of Average Precip.



15-30 Day % of Average Precip.



- Temps are expected to be above normal for the next 7 days with isolated rain showers Thursday and favoring a dry weekend ahead.
- Above normal temperatures and below normal rain chances are favored for days 8 – 14.
- Above normal temperatures are favored for late September/early October with below normal rainfall chances.