

# Houston Pilots Forecast Package



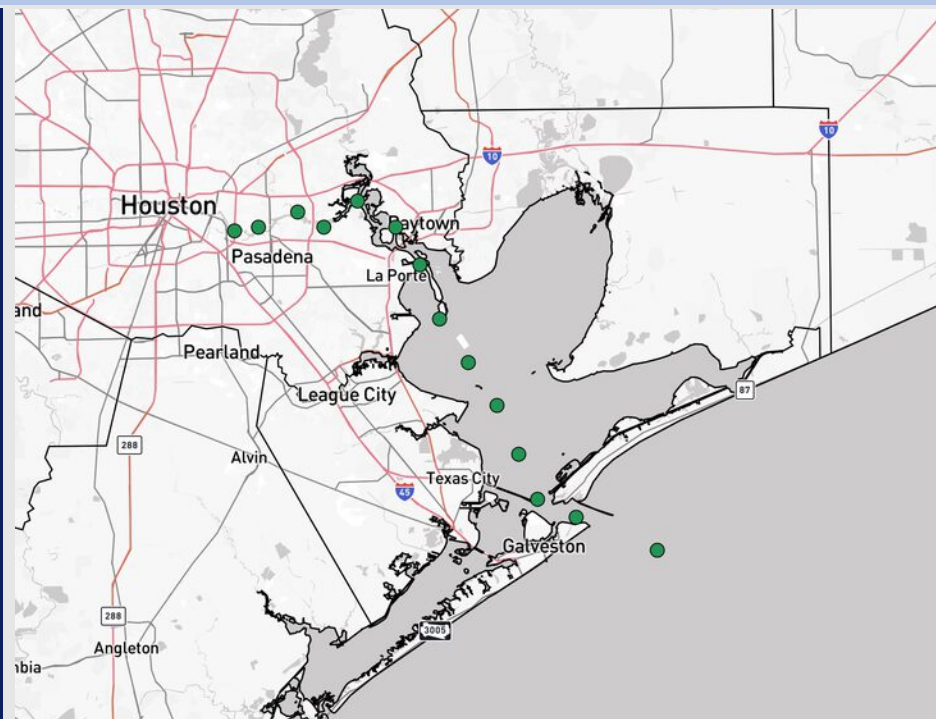
Updated: 9:00 PM CT

Tuesday, September 9, 2025

Forecaster: Sam Lang

## Weather Headlines

- Dry conditions favored through 5PM Thursday.
- Wind gusts of 20 kts will be in play at times today and Thursday.
- No tropical activity is favored the next 7-10 days.



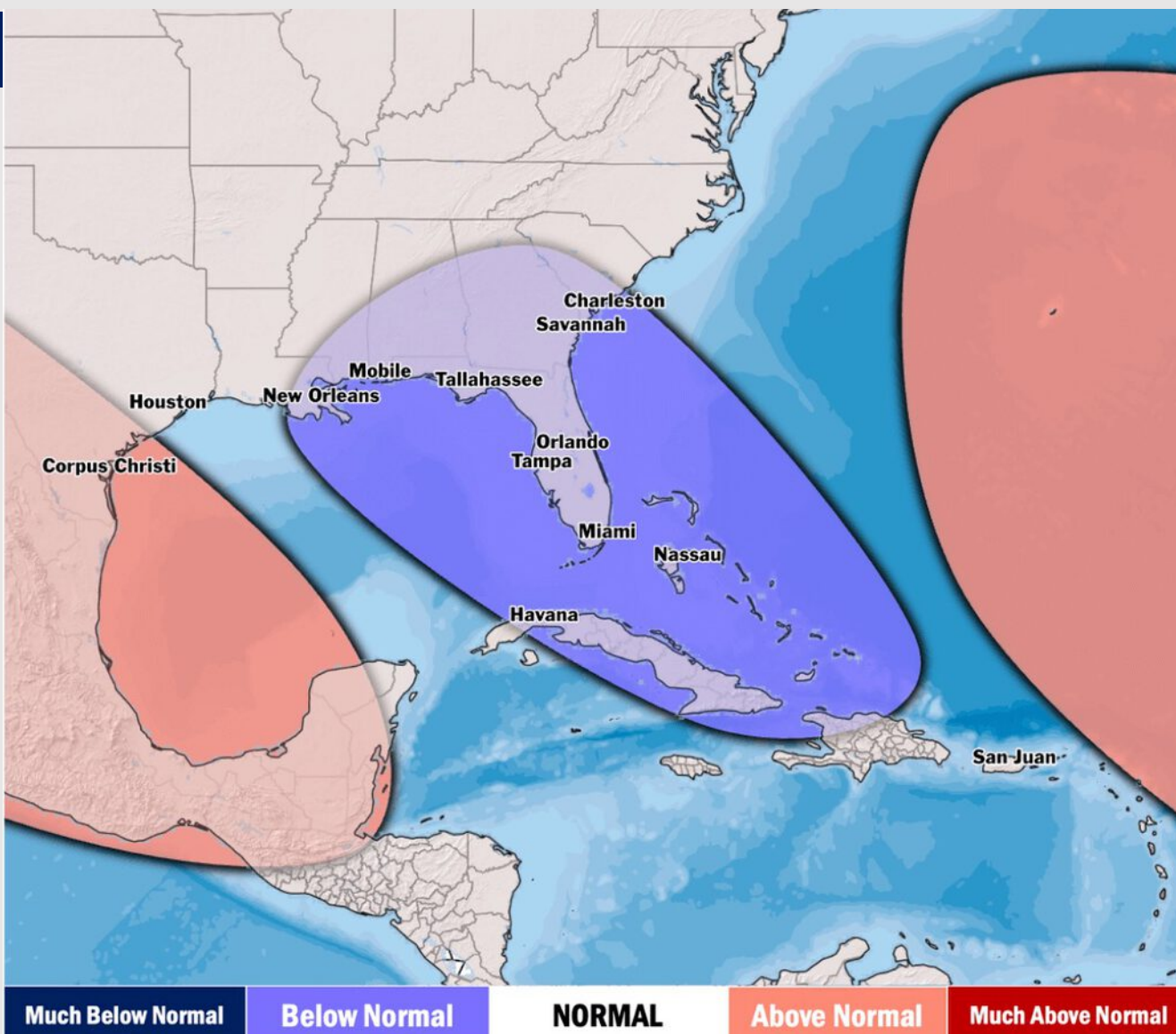
Current Radar: 9:00 PM CT

As always, please do not hesitate to reach out to us with any forecast questions at [\(317\)-560-8122](tel:3175608122). Press 1 for forecast questions.

You can also access real-time forecast updates and 24/7 meteorological chat assistance on your [Clarity](#) app. Click [here](#) for login assistance.



# Houston Pilots Tropical Update



No tropical development favored in the Gulf over the next 7-10 days.

Tropical development may become more favorable from September 16 – 30, although confidence is rather low.

# Houston Pilots Visibility Chart (miles)



Visibility	Tue 10 pm	Tue 11 pm	Wed 12 am	Wed 1 am	Wed 2 am	Wed 3 am	Wed 4 am	Wed 5 am	Wed 6 am	Wed 7 am	Wed 8 am	Wed 9 am	Wed 10 am	Wed 11 am	Wed 12 pm	Wed 1 pm	Wed 2 pm	Wed 3 pm	Wed 4 pm	Wed 5 pm	Wed 6 pm	Wed 7 pm	Wed 8 pm	Wed 9 pm
Houston Pilots N - 610 Bridge	10	10	10	10	10	10	10	10	10	10	10	10	10	10	10	10	10	10	10	10	10	10	10	10
Houston Pilots M - Kinder 1	10	10	10	10	10	10	10	10	10	10	10	10	10	10	10	10	10	10	10	10	10	10	10	10
Houston Pilots L - Greens Bayou	10	10	10	10	10	10	10	10	10	10	10	10	10	10	10	10	10	10	10	10	10	10	10	10
Houston Pilots K - Shell Crude	10	10	10	10	10	10	10	10	10	10	10	10	10	10	10	10	10	10	10	10	10	10	10	10
Houston Pilots J - Lynchburg Ferries	10	10	10	10	10	10	10	10	10	10	10	10	10	10	10	10	10	10	10	10	10	10	10	10
Houston Pilots I - Exxon 3	10	10	10	10	10	10	10	10	10	10	10	10	10	10	10	10	10	10	10	10	10	10	10	10
Houston Pilots H - Morgans Point	10	10	10	10	10	10	10	10	10	10	10	10	10	10	10	10	10	10	10	10	10	10	10	10
Houston Pilots G - 75/76	10	10	10	10	10	10	10	10	10	10	10	10	10	10	10	10	10	10	10	10	10	10	10	10
Houston Pilots F - 63/64	10	10	10	10	10	10	10	10	10	10	10	10	10	10	10	10	10	10	10	10	10	10	10	10
Houston Pilots E - 51/52	10	10	10	10	10	10	10	10	10	10	10	10	10	10	10	10	10	10	10	10	10	10	10	10
Houston Pilots D - 37/38	10	10	10	10	10	10	10	10	10	10	10	10	10	10	10	10	10	10	10	10	10	10	10	10
Houston Pilots C - 25/26	10	10	10	10	10	10	10	10	10	10	10	10	10	10	10	10	10	10	10	10	10	10	10	10
Houston Pilots B - 11/12	10	10	10	10	10	10	10	10	10	10	10	10	10	10	10	10	10	10	10	10	10	10	10	10
Houston Pilots A - 1 & 2 Bravo	10	10	10	10	10	10	10	10	10	10	10	10	10	10	10	10	10	10	10	10	10	10	10	10

NOTE: This is automated data that may/may not agree with the official BAM thinking that's found on the daily slides or special visibility report slides. This data should be used as a guide only

# Houston Pilots Wind Chart



Sustained Wind 10 Knots

Gusts 15 Knots

Wind from the SE



Wind	Tue 10 pm	Tue 11 pm	Wed 12 am	Wed 1 am	Wed 2 am	Wed 3 am	Wed 4 am	Wed 5 am	Wed 6 am	Wed 7 am	Wed 8 am	Wed 9 am	Wed 10 am	Wed 11 am	Wed 12 pm	Wed 1 pm	Wed 2 pm	Wed 3 pm	Wed 4 pm	Wed 5 pm	Wed 6 pm	Wed 7 pm	Wed 8 pm	Wed 9 pm
Houston Pilots N - 610 Bridge	3	3	2	1	1	1	1	2	2	3	3	3	3	5	6	6	6	6	6	6	6	7	7	6
	7	6	5	5	3	5	5	5	6	6	7	8	8	9	10	12	12	12	13	13	13	14	14	13
	↖	↖	↖	↖	↖	↖	↖	↖	↖	↖	↖	↖	↖	↖	↖	↖	↖	↖	↖	↖	↖	↖	↖	
Houston Pilots M - Kinder 1	3	3	2	1	1	1	1	2	2	3	3	3	3	5	6	6	6	6	6	6	7	7	7	6
	7	6	5	5	3	3	5	5	6	6	7	8	8	9	10	12	12	12	13	13	13	14	14	13
	↖	↖	↖	↖	↖	↖	↖	↖	↖	↖	↖	↖	↖	↖	↖	↖	↖	↖	↖	↖	↖	↖	↖	
Houston Pilots L - Greens Bayou	3	3	2	1	1	1	1	2	2	3	3	3	3	5	6	6	6	6	6	6	6	7	7	6
	7	6	5	3	3	3	5	5	5	6	7	7	8	9	9	12	12	12	13	13	13	13	14	13
	↖	↖	↖	↖	↖	↖	↖	↖	↖	↖	↖	↖	↖	↖	↖	↖	↖	↖	↖	↖	↖	↖	↖	
Houston Pilots K - Shell Crude	3	3	2	1	1	1	1	2	2	3	3	3	3	5	6	6	6	6	6	6	7	7	7	6
	7	6	5	3	3	3	5	5	6	6	7	8	8	9	9	12	12	12	13	13	13	13	14	13
	↖	↖	↖	↖	↖	↖	↖	↖	↖	↖	↖	↖	↖	↖	↖	↖	↖	↖	↖	↖	↖	↖	↖	
Houston Pilots J - Lynchburg Ferries	3	2	1	1	1	1	1	2	2	3	3	3	3	5	6	6	6	6	6	6	6	6	6	6
	7	6	5	3	2	3	5	5	5	6	7	7	8	9	9	10	12	12	13	13	13	13	13	12
	↖	↖	↖	↖	↖	↖	↖	↖	↖	↖	↖	↖	↖	↖	↖	↖	↖	↖	↖	↖	↖	↖	↖	
Houston Pilots I - Exxon 3	6	6	5	3	3	3	5	6	6	7	8	7	7	7	7	7	8	8	8	9	9	10	10	9
	9	9	7	7	6	6	7	8	8	9	10	10	10	10	10	13	13	14	15	15	14	15	15	13
	↖	↖	↖	↖	↖	↖	↖	↖	↖	↖	↖	↖	↖	↖	↖	↖	↖	↖	↖	↖	↖	↖	↖	
Houston Pilots H - Morgans Point	6	6	5	3	3	3	5	6	6	7	8	7	7	7	7	7	8	8	8	9	9	10	10	9
	9	9	7	7	6	6	7	8	8	9	10	10	10	10	12	13	13	14	15	15	14	15	15	13
	↖	↖	↖	↖	↖	↖	↖	↖	↖	↖	↖	↖	↖	↖	↖	↖	↖	↖	↖	↖	↖	↖	↖	
Houston Pilots G - 75/76	7	7	6	6	5	5	6	6	7	8	8	8	8	8	7	7	7	8	8	9	9	10	10	10
	9	9	8	7	7	7	8	9	10	12	13	13	13	13	12	13	13	14	15	15	15	15	15	15
	↖	↖	↖	↖	↖	↖	↖	↖	↖	↖	↖	↖	↖	↖	↖	↖	↖	↖	↖	↖	↖	↖	↖	
Houston Pilots F - 63/64	7	7	6	6	5	6	6	6	7	8	8	8	8	8	7	7	7	7	8	9	9	9	10	10
	9	9	8	7	7	7	8	9	10	12	13	13	13	13	13	13	13	13	15	15	15	15	15	15
	↖	↖	↖	↖	↖	↖	↖	↖	↖	↖	↖	↖	↖	↖	↖	↖	↖	↖	↖	↖	↖	↖	↖	
Houston Pilots E - 51/52	7	7	6	6	6	6	6	6	7	8	9	8	8	8	8	8	8	8	8	9	9	10	10	10
	9	9	8	8	7	8	8	9	10	12	13	14	14	14	14	14	14	14	15	15	15	15	15	15
	↖	↖	↖	↖	↖	↖	↖	↖	↖	↖	↖	↖	↖	↖	↖	↖	↖	↖	↖	↖	↖	↖	↖	
Houston Pilots D - 37/38	7	7	6	6	6	6	6	7	7	8	9	9	9	9	8	8	8	8	8	9	9	10	10	10
	9	9	9	8	8	8	9	9	10	12	14	14	14	14	14	14	14	14	15	15	15	15	15	15
	↖	↖	↖	↖	↖	↖	↖	↖	↖	↖	↖	↖	↖	↖	↖	↖	↖	↖	↖	↖	↖	↖	↖	
Houston Pilots C - 25/26	7	7	6	6	6	6	6	7	7	8	8	8	9	9	8	8	8	8	9	9	9	10	10	10
	9	9	9	8	8	8	9	10	10	12	13	14	14	14	14	15	14	15	15	15	15	15	15	15
	↖	↖	↖	↖	↖	↖	↖	↖	↖	↖	↖	↖	↖	↖	↖	↖	↖	↖	↖	↖	↖	↖	↖	
Houston Pilots B - 11/12	6	6	6	6	5	5	6	6	6	7	8	8	8	8	8	8	8	8	9	9	9	9	9	9
	10	9	9	9	8	9	9	10	10	12	13	13	14	14	14	15	15	15	15	16	15	16	15	15
	↖	↖	↖	↖	↖	↖	↖	↖	↖	↖	↖	↖	↖	↖	↖	↖	↖	↖	↖	↖	↖	↖	↖	
Houston Pilots A - 1 & 2 Bravo	7	7	7	6	6	7	7	8	8	8	9	9	9	9	9	9	9	9	9	10	10	10	10	10
	12	12	10	10	10	10	10	12	13	13	14	15	15	15	15	15	16	16	16	16	16	16	16	16
	↖	↖	↖	↖	↖	↖	↖	↖	↖	↖	↖	↖	↖	↖	↖	↖	↖	↖	↖	↖	↖	↖	↖	

NOTE: This is automated data that may/may not agree with the official BAM thinking that's found on the daily slides.  
This data should be used as a guide only.



# Houston Pilots: WED. 9/10/2025

## Forecast Discussion

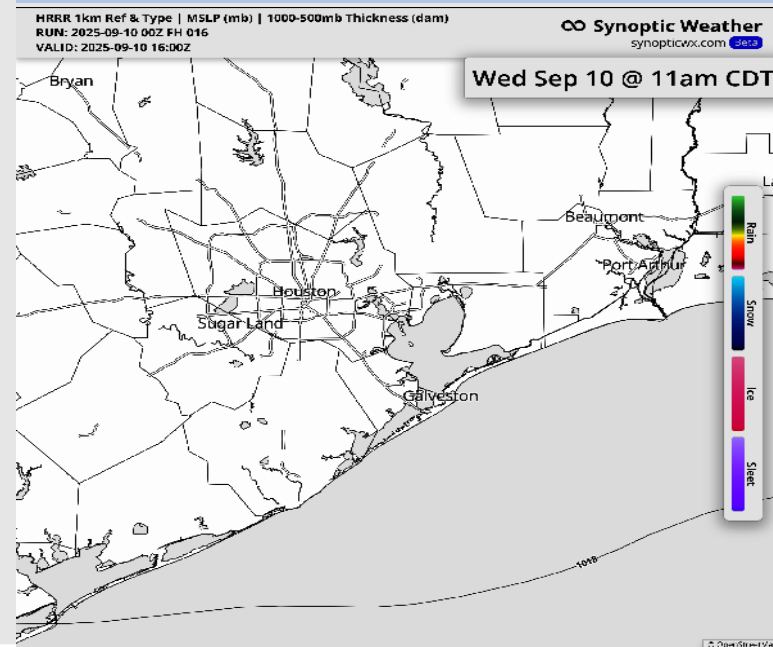
**Precip:** Favoring dry conditions today.

**Wind:** Winds will be generally out of the E through 3 PM before settling out of the ESE. **N of Morgan's Point:** Winds will be at 2 – 7 kts. **S of Morgan's Point:** Winds will be at 4 – 10 kts. **Wind gusts up to 20 kts will be possible for all Stations throughout the day today.**

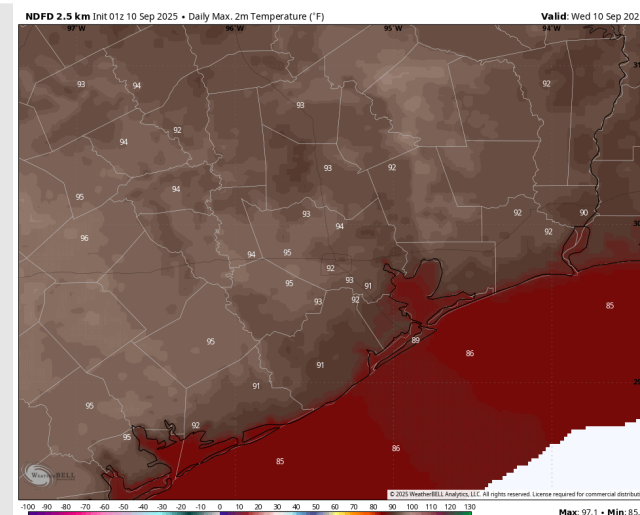
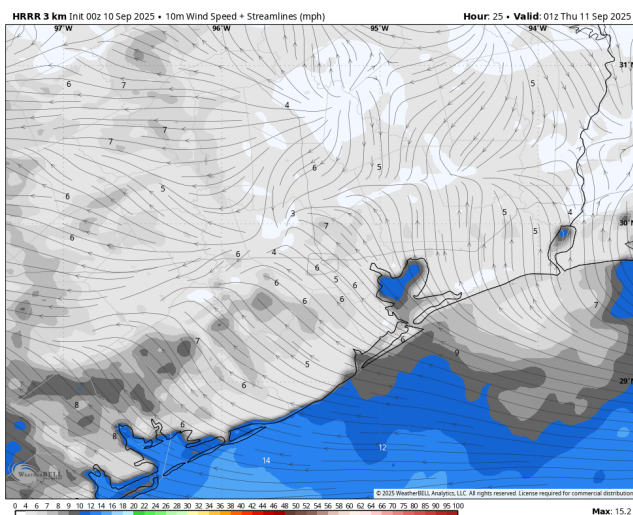
**High Temps:** **N of Morgan's Point:** Low 90s F. **S of Morgan's Point:** Upper 80s F.

**Visibility:** No visibility concerns today.

## Precip Image: 11 AM CT



**Wind Speed:**  
8 PM CT



**High Temps**  
Today

# Houston Pilots: THU. 9/11/2025

## Forecast Discussion

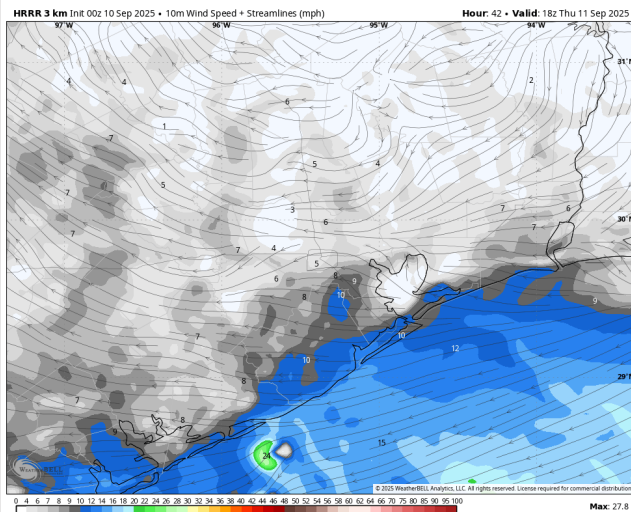
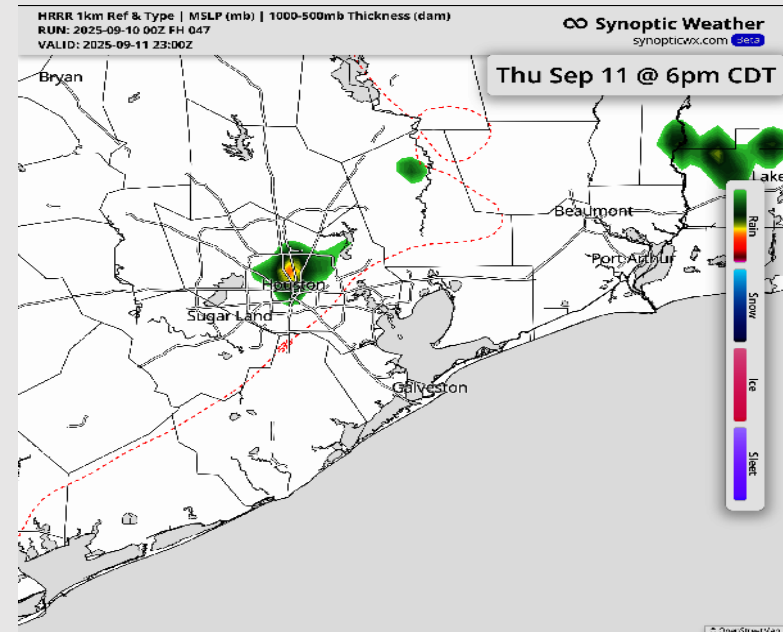
**Precip:** Hit/miss showers in play for Stations N of Morgan's Point from 5PM – 10PM.

**Wind:** Winds will be out of the E/SE throughout Thursday. **N of Morgan's Point:** Winds will be at 3 – 8 kts. **S of Morgan's Point:** Winds will be at to 7 – 12 kts throughout the day. **Wind gusts of 20 kts possible for all Stations at times throughout the day.**

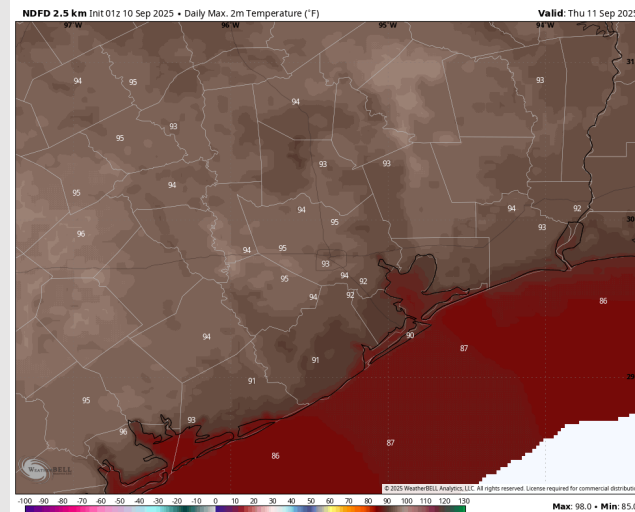
**High Temps:** **N of Morgan's Point:** Low 90s F. **S of Morgan's Point:** Near 90 F.

**Visibility:** No visibility concerns Thursday.

## Precip Image: 6 PM CT



Wind Speed:  
1 PM CT



High Temps  
Thursday

# Houston Pilots: FRI. 9/12/2025

## Forecast Discussion

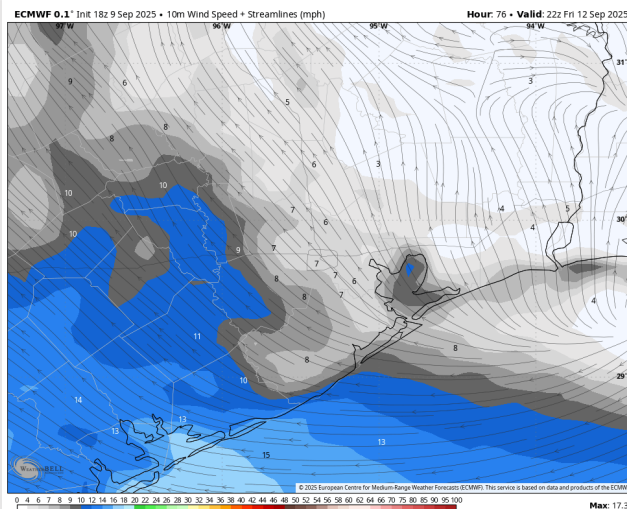
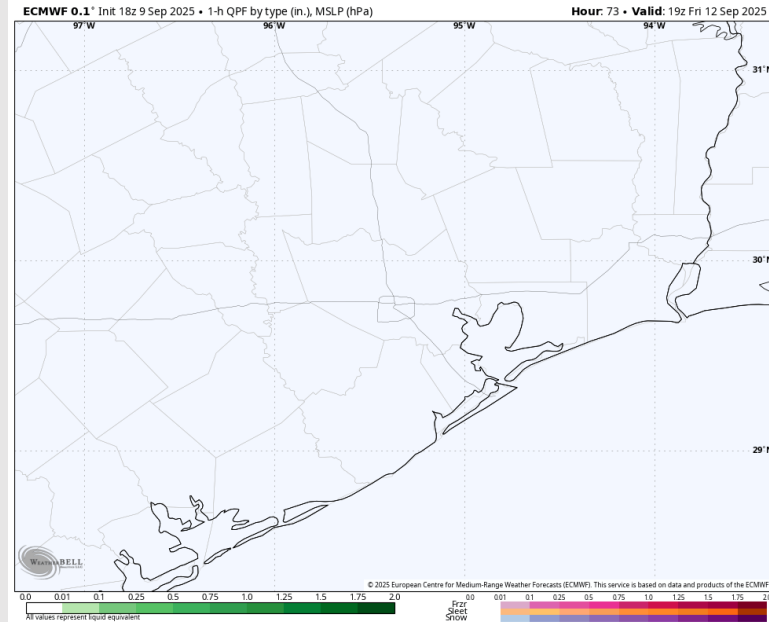
**Precip:** Favoring dry conditions for Friday.

**Wind:** Winds will be out of the E/NE, rotating to be out of the SE after 2PM. **N of Morgan's Point:** Winds will be at 2 – 7 kts. **S of Morgan's Point:** Winds will be at 4 – 9 kts.

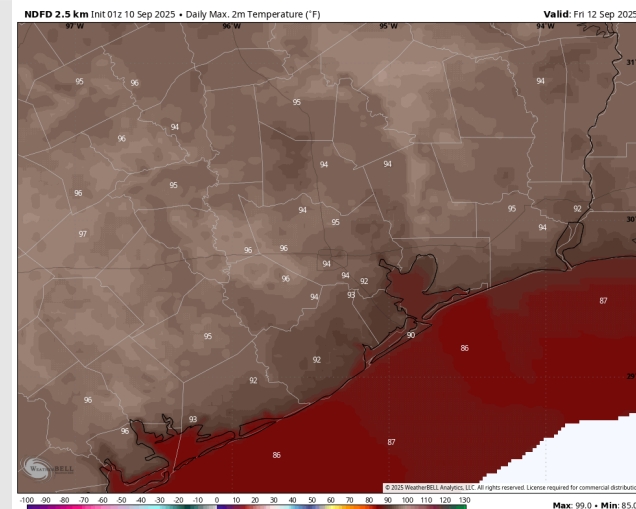
**High Temps:** **N of Morgan's Point:** Low 90s F. **S of Morgan's Point:** Upper 80s to near 90 F.

**Visibility:** No visibility concerns Friday.

## Precip Image: 2 PM CT



**Wind Speed:**  
5 PM CT

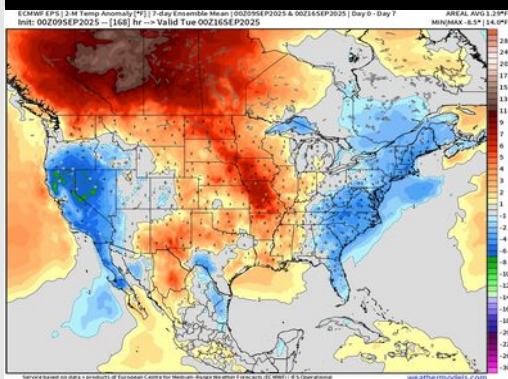


**High Temps**  
**Friday**

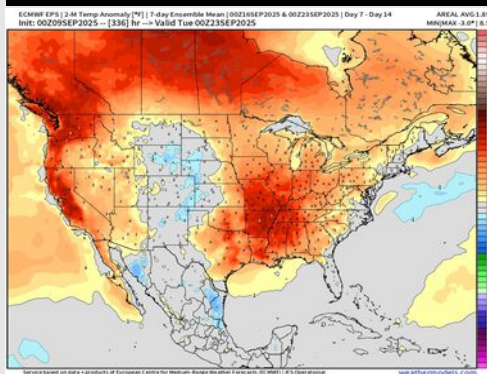


# Houston Pilots: 9/10/25

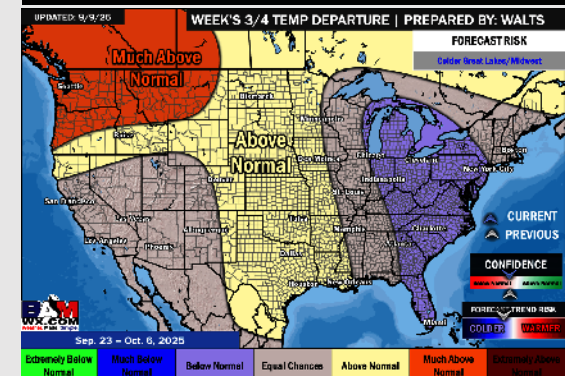
## Next 7 Day Temperature Departure



## 8-14 Day Temperature Departure



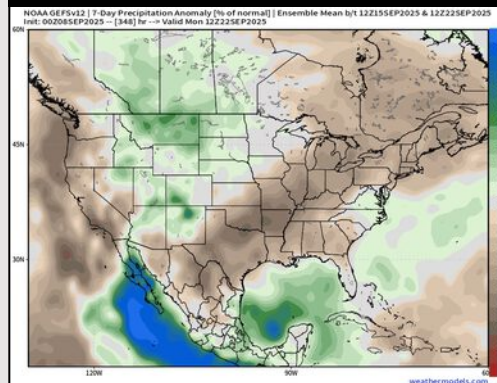
## 15-30 Day Temperature Departure



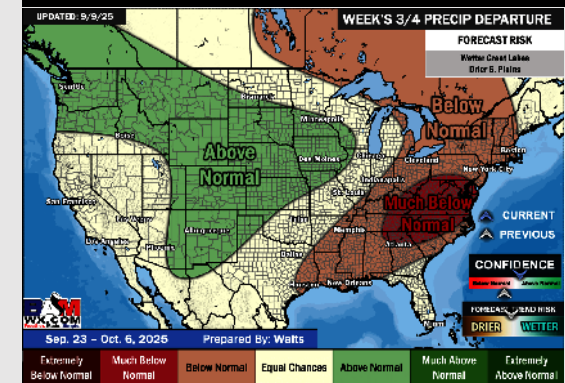
## Next 7 Day Total Precipitation



## 8-14 Day % of Average Precip.



## 15-30 Day % of Average Precip.



- Temps are expected to be above normal for the next 7 days with drier conditions to start the week with light rain chances entering late week.
- Above normal temperatures and below normal rain chances are favored for days 8 – 14.
- Above normal temperatures are favored for late September/early October with below normal rainfall chances.