

Houston Pilots Forecast Package



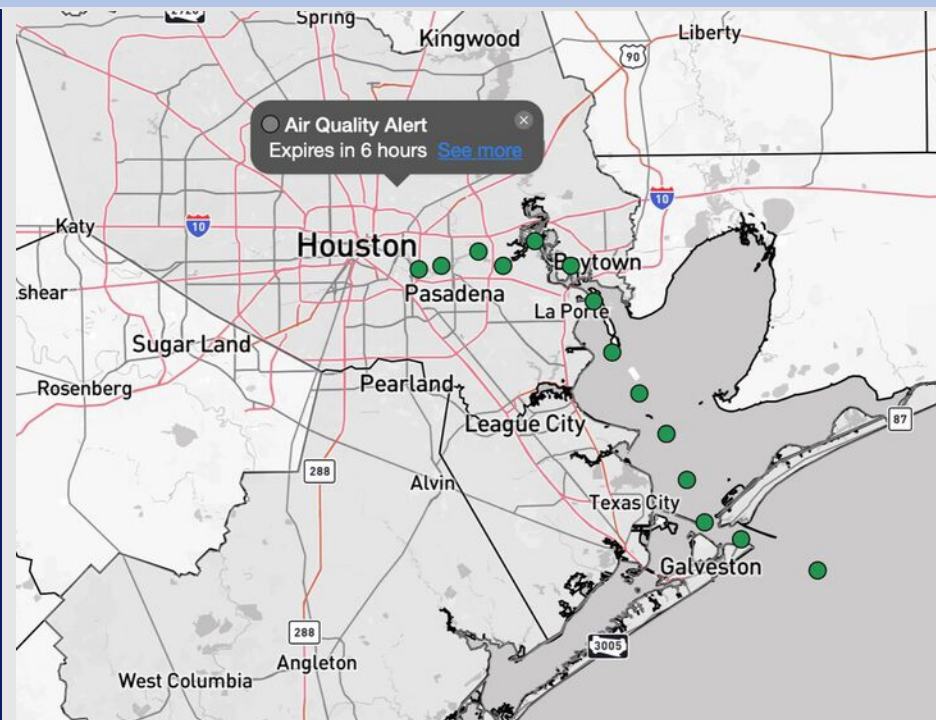
Updated: 1:25 PM CT

Tuesday, September 9, 2025

Forecaster: Hope Kleitsch

Weather Headlines

- Dry conditions favored over the next 36 hours.
- Wind gusts of 20 kts will be in play at times Wednesday and Thursday.
- No tropical activity is favored the next 7-10 days.



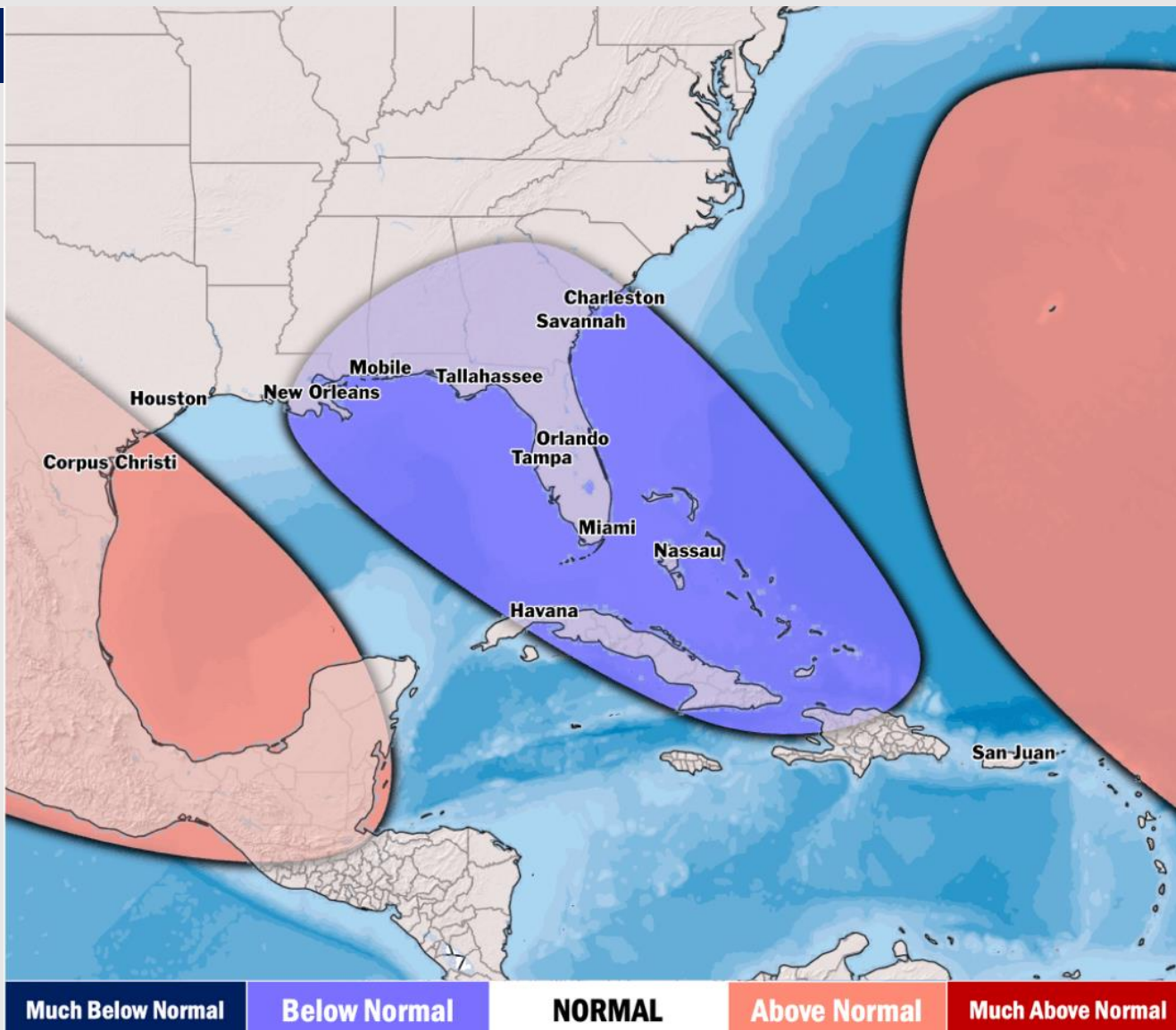
Current Radar: 1:25 PM CT

As always, please do not hesitate to reach out to us with any forecast questions at **(317)-560-8122**. Press **1** for forecast questions.

You can also access real-time forecast updates and 24/7 meteorological chat assistance on your **Clarity** app. Click [here](#) for login assistance.



Houston Pilots Tropical Update



No tropical development favored in the Gulf over the next 7-10 days.

Tropical development may become more favorable from September 16 – 30, although confidence is rather low.

Houston Pilots Visibility Chart (miles)



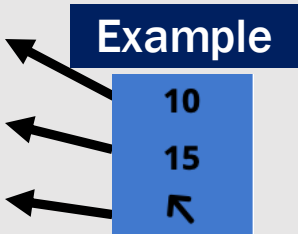
Visibility	Tue 3 pm	Tue 4 pm	Tue 5 pm	Tue 6 pm	Tue 7 pm	Tue 8 pm	Tue 9 pm	Tue 10 pm	Tue 11 pm	Wed 12 am	Wed 1 am	Wed 2 am	Wed 3 am	Wed 4 am	Wed 5 am	Wed 6 am	Wed 7 am	Wed 8 am	Wed 9 am	Wed 10 am	Wed 11 am	Wed 12 pm	Wed 1 pm	Wed 2 pm
Houston Pilots N - 610 Bridge	10	10	10	10	10	10	10	10	10	10	10	10	10	10	10	10	10	10	10	10	10	10	10	10
Houston Pilots M - Kinder 1	10	10	10	10	10	10	10	10	10	10	10	10	10	10	10	10	10	10	10	10	10	10	10	10
Houston Pilots L - Greens Bayou	10	10	10	10	10	10	10	10	10	10	10	10	10	10	10	10	10	10	10	10	10	10	10	10
Houston Pilots K - Shell Crude	10	10	10	10	10	10	10	10	10	10	10	10	10	10	10	10	10	10	10	10	10	10	10	10
Houston Pilots J - Lynchburg Ferries	10	10	10	10	10	10	10	10	10	10	10	10	10	10	10	10	10	10	10	10	10	10	10	10
Houston Pilots I - Exxon 3	10	10	10	10	10	10	10	10	10	10	10	10	10	10	10	10	10	10	10	10	10	10	10	10
Houston Pilots H - Morgans Point	10	10	10	10	10	10	10	10	10	10	10	10	10	10	10	10	10	10	10	10	10	10	10	10
Houston Pilots G - 75/76	10	10	10	10	10	10	10	10	10	10	10	10	10	10	10	10	10	10	10	10	10	10	10	10
Houston Pilots F - 63/64	10	10	10	10	10	10	10	10	10	10	10	10	10	10	10	10	10	10	10	10	10	10	10	10
Houston Pilots E - 51/52	10	10	10	10	10	10	10	10	10	10	10	10	10	10	10	10	10	10	10	10	10	10	10	10
Houston Pilots D - 37/38	10	10	10	10	10	10	10	10	10	10	10	10	10	10	10	10	10	10	10	10	10	10	10	10
Houston Pilots C - 25/26	10	10	10	10	10	10	10	10	10	10	10	10	10	10	10	10	10	10	10	10	10	10	10	10
Houston Pilots B - 11/12	10	10	10	10	10	10	10	10	10	10	10	10	10	10	10	10	10	10	10	10	10	10	10	10
Houston Pilots A - 1 & 2 Bravo	10	10	10	10	10	10	10	10	10	10	10	10	10	10	10	10	10	10	10	10	10	10	10	10

NOTE: This is automated data that may/may not agree with the official BAM thinking that's found on the daily slides or special visibility report slides. This data should be used as a guide only

Houston Pilots Wind Chart



Sustained Wind 10 Knots
Gusts 15 Knots
Wind from the SE



Wind	Tue 3 pm	Tue 4 pm	Tue 5 pm	Tue 6 pm	Tue 7 pm	Tue 8 pm	Tue 9 pm	Tue 10 pm	Tue 11 pm	Wed 12 am	Wed 1 am	Wed 2 am	Wed 3 am	Wed 4 am	Wed 5 am	Wed 6 am	Wed 7 am	Wed 8 am	Wed 9 am	Wed 10 am	Wed 11 am	Wed 12 pm	Wed 1 pm	Wed 2 pm
Houston Pilots N - 610 Bridge	5 10 ↖	5 10 ↖	5 9 ↖	5 9 ↖	5 9 ↖	5 9 ↖	3 8 ↖	3 7 ↖	2 6 ↖	1 5 ↖	1 3 ↖	1 3 ↖	1 3 ↖	1 5 ↖	2 5 ↖	2 6 ↖	3 6 ↖	3 8 ↖	3 8 ↖	3 8 ↖	5 9 ↖	6 10 ↖	6 12 ↖	6 12 ↖
Houston Pilots M - Kinder 1	5 9 ↖	5 9 ↖	5 9 ↖	5 9 ↖	5 9 ↖	5 9 ↖	3 8 ↖	3 7 ↖	2 6 ↖	1 5 ↖	1 3 ↖	1 3 ↖	1 3 ↖	1 5 ↖	2 5 ↖	2 6 ↖	3 6 ↖	3 7 ↖	3 8 ↖	3 8 ↖	5 9 ↖	6 12 ↖	6 12 ↖	6 12 ↖
Houston Pilots L - Greens Bayou	5 9 ↖	5 9 ↖	5 9 ↖	5 9 ↖	5 9 ↖	3 9 ↖	3 7 ↖	3 7 ↖	2 6 ↖	1 5 ↖	1 3 ↖	1 3 ↖	1 3 ↖	1 5 ↖	2 5 ↖	2 5 ↖	3 6 ↖	3 7 ↖	3 7 ↖	3 8 ↖	5 9 ↖	6 10 ↖	6 12 ↖	6 12 ↖
Houston Pilots K - Shell Crude	5 9 ↖	5 9 ↖	5 9 ↖	5 9 ↖	5 8 ↖	5 8 ↖	3 7 ↖	3 7 ↖	2 6 ↖	1 5 ↖	1 3 ↖	1 3 ↖	1 3 ↖	1 5 ↖	2 5 ↖	2 5 ↖	3 6 ↖	3 7 ↖	3 8 ↖	3 8 ↖	5 9 ↖	6 10 ↖	6 12 ↖	6 12 ↖
Houston Pilots J - Lynchburg Ferries	5 9 ↖	5 9 ↖	3 9 ↖	3 9 ↖	3 8 ↖	3 8 ↖	3 7 ↖	2 6 ↖	2 6 ↖	1 5 ↖	1 3 ↖	1 3 ↖	1 3 ↖	1 5 ↖	2 5 ↖	2 5 ↖	3 6 ↖	3 7 ↖	3 7 ↖	3 8 ↖	5 9 ↖	6 10 ↖	6 10 ↖	6 12 ↖
Houston Pilots I - Exxon 3	7 12 ↖	7 12 ↖	7 10 ↖	6 10 ↖	7 10 ↖	7 10 ↖	6 9 ↖	6 9 ↖	6 8 ↖	5 7 ↖	3 7 ↖	3 5 ↖	3 6 ↖	5 6 ↖	6 7 ↖	6 8 ↖	7 9 ↖	8 12 ↖	7 10 ↖	7 10 ↖	7 10 ↖	7 12 ↖	7 13 ↖	8 13 ↖
Houston Pilots H - Morgans Point	7 12 ↖	7 12 ↖	7 10 ↖	6 10 ↖	7 10 ↖	7 10 ↖	6 9 ↖	6 9 ↖	6 8 ↖	5 7 ↖	3 7 ↖	3 6 ↖	3 6 ↖	5 7 ↖	6 8 ↖	6 8 ↖	7 9 ↖	8 10 ↖	7 10 ↖	7 10 ↖	7 10 ↖	7 13 ↖	7 13 ↖	8 13 ↖
Houston Pilots G - 75/76	6 12 ↖	6 12 ↖	6 10 ↖	6 10 ↖	7 10 ↖	7 12 ↖	7 10 ↖	6 9 ↖	6 8 ↖	6 8 ↖	6 7 ↖	6 7 ↖	6 7 ↖	6 8 ↖	6 9 ↖	7 10 ↖	8 12 ↖	8 13 ↖	8 13 ↖	8 13 ↖	8 13 ↖	7 13 ↖	7 13 ↖	7 13 ↖
Houston Pilots F - 63/64	6 10 ↖	6 12 ↖	6 10 ↖	6 9 ↖	6 10 ↖	7 10 ↖	7 10 ↖	6 9 ↖	6 8 ↖	6 8 ↖	6 7 ↖	6 7 ↖	6 7 ↖	6 8 ↖	6 9 ↖	7 10 ↖	8 12 ↖	8 13 ↖	8 13 ↖	8 13 ↖	8 13 ↖	7 13 ↖	7 13 ↖	7 13 ↖
Houston Pilots E - 51/52	6 12 ↖	6 10 ↖	6 9 ↖	6 9 ↖	6 10 ↖	7 10 ↖	6 10 ↖	6 9 ↖	6 9 ↖	6 8 ↖	6 8 ↖	6 8 ↖	6 8 ↖	6 8 ↖	6 9 ↖	7 10 ↖	8 12 ↖	8 13 ↖	8 13 ↖	8 14 ↖	8 14 ↖	8 13 ↖	8 14 ↖	8 14 ↖
Houston Pilots D - 37/38	6 12 ↖	6 10 ↖	6 10 ↖	6 9 ↖	6 10 ↖	6 10 ↖	6 10 ↖	6 9 ↖	6 9 ↖	6 8 ↖	6 8 ↖	6 8 ↖	6 8 ↖	6 9 ↖	6 9 ↖	7 10 ↖	8 12 ↖	8 13 ↖	8 14 ↖	8 14 ↖	8 14 ↖	8 13 ↖	8 15 ↖	8 14 ↖
Houston Pilots C - 25/26	6 12 ↖	6 10 ↖	6 10 ↖	6 9 ↖	6 10 ↖	6 10 ↖	6 10 ↖	6 9 ↖	6 9 ↖	6 8 ↖	6 8 ↖	6 8 ↖	6 8 ↖	6 9 ↖	6 9 ↖	7 10 ↖	8 12 ↖	8 13 ↖	8 14 ↖	8 14 ↖	8 14 ↖	8 14 ↖	8 15 ↖	8 15 ↖
Houston Pilots B - 11/12	7 12 ↖	7 12 ↖	7 10 ↖	6 10 ↖	6 10 ↖	6 10 ↖	6 10 ↖	6 9 ↖	6 9 ↖	6 9 ↖	5 9 ↖	5 9 ↖	5 9 ↖	6 9 ↖	6 10 ↖	6 10 ↖	7 12 ↖	7 13 ↖	8 13 ↖	8 14 ↖	8 14 ↖	8 14 ↖	8 15 ↖	8 15 ↖
Houston Pilots A - 1 & 2 Bravo	7 13 ↖	7 12 ↖	7 12 ↖	6 12 ↖	6 12 ↖	7 12 ↖	7 12 ↖	7 10 ↖	7 10 ↖	6 10 ↖	6 10 ↖	6 10 ↖	7 10 ↖	7 10 ↖	7 12 ↖	8 12 ↖	8 13 ↖	9 14 ↖	9 15 ↖	9 15 ↖	9 15 ↖	9 15 ↖	9 15 ↖	9 16 ↖

NOTE: This is automated data that may/may not agree with the official BAM thinking that's found on the daily slides.
This data should be used as a guide only.

Houston Pilots: TUE. 9/9/2025

Forecast Discussion

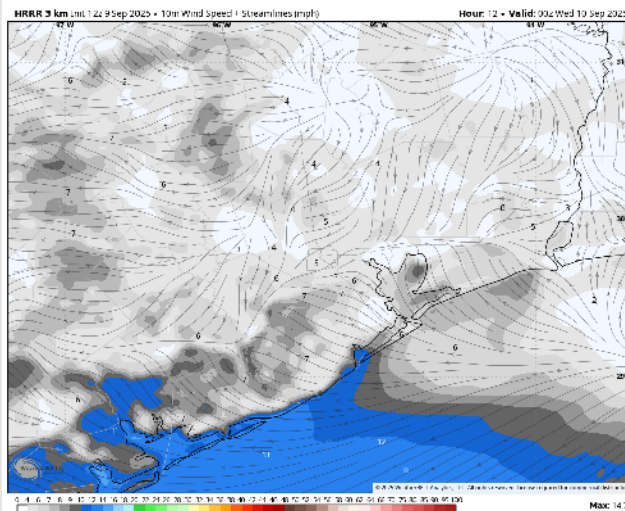
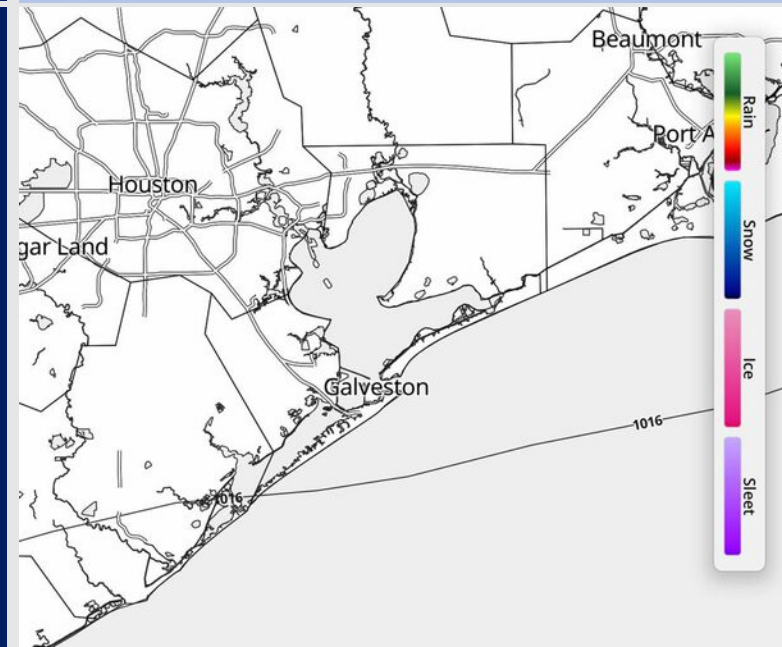
Precip: Favoring dry conditions for the rest of today.

Wind: Winds will be out of the E/NE, rotating to be out of the SE after 7PM. **N of Morgan's Point:** Winds will be at 2 – 7 kts. **S of Morgan's Point:** Winds will be at 4 – 9 kts.

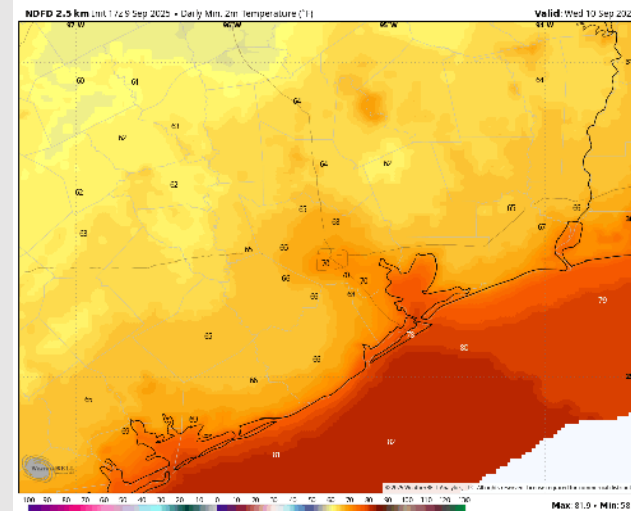
Low Temps: **N of Morgan's Point:** Near 70 F. **S of Morgan's Point:** Mid to upper 70s F.

Visibility: No visibility concerns today.

Precip Image: 6 PM CT



Wind Speed:
7 PM CT



Low Temps
WED AM

Houston Pilots: WED. 9/10/2025

Forecast Discussion

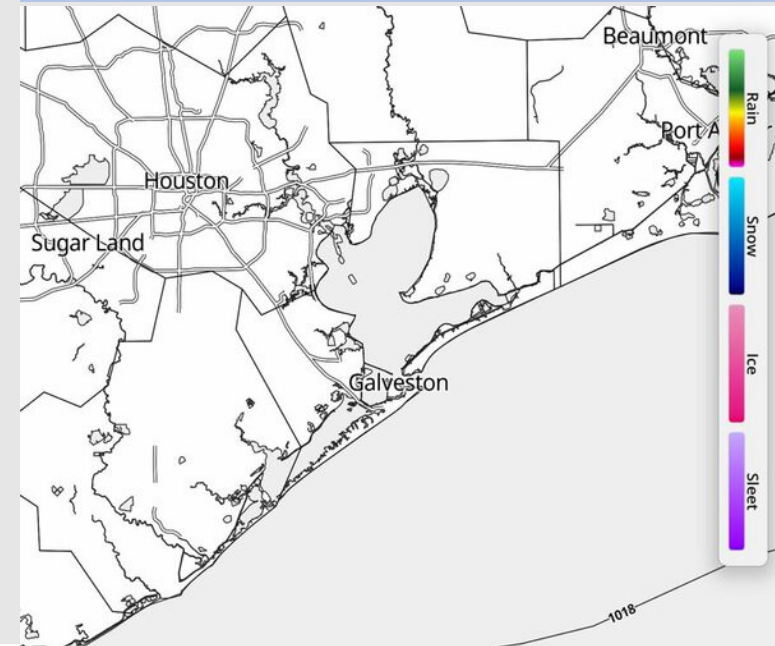
Precip: Favoring dry conditions for Wednesday.

Wind: Winds will be generally out of the E through 5 PM before settling out of the ESE. **N of Morgan's Point:** Winds will be at 2 – 7 kts. **S of Morgan's Point:** Winds will be at 4 – 9 kts. Slightly higher speeds of 7 – 12 kts are expected for Stations S of 51/52 after 10AM. **Gusts up to 20 kts will be possible for Stations S of 51/52 at times throughout the day.**

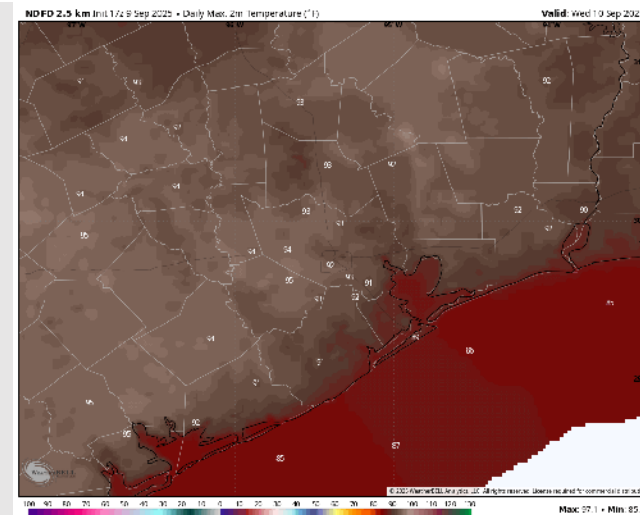
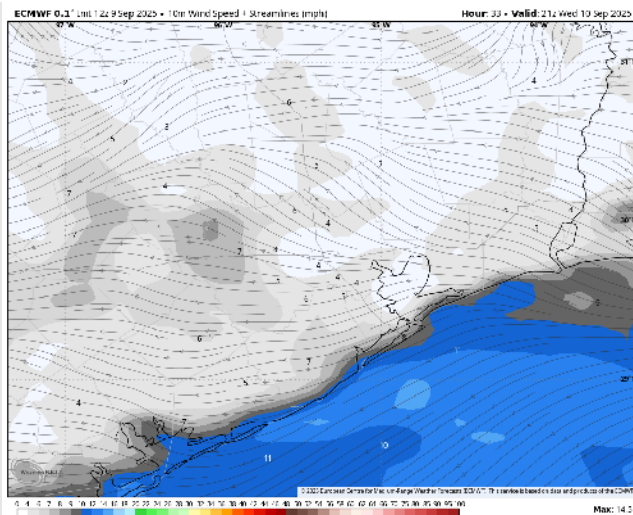
High Temps: **N of Morgan's Point:** Low 90s F. **S of Morgan's Point:** Upper 80s F.

Visibility: No visibility concerns for Wednesday.

Precip Image: 1 PM CT



Wind Speed:
4 PM CT



High Temps
Wednesday

Houston Pilots: THU. 9/11/2025

Forecast Discussion

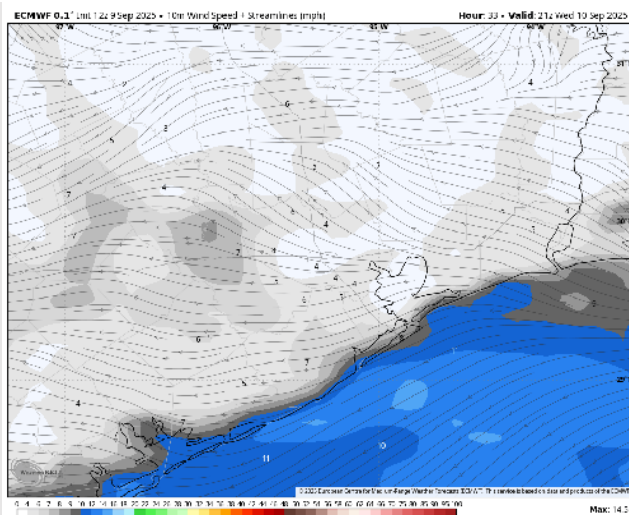
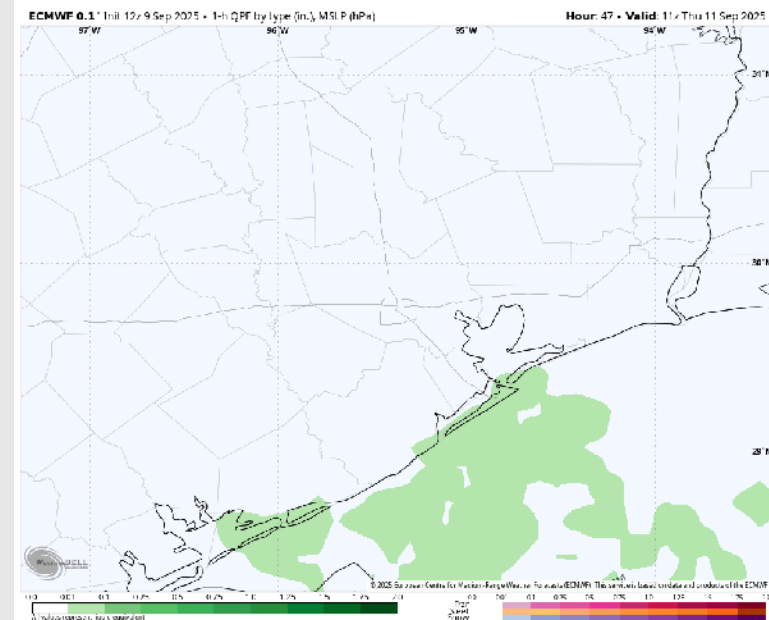
Precip: Hit/miss showers in play for Stations S of 51/52 through 11 AM.

Wind: Winds will be out of the E/SE throughout Thursday. **N of Morgan's Point:** Winds will be at 3 – 8 kts. **S of Morgan's Point:** Winds will be at to 7 – 12 kts throughout the day. **Wind gusts of 20 kts possible for all Stations at times throughout the day.**

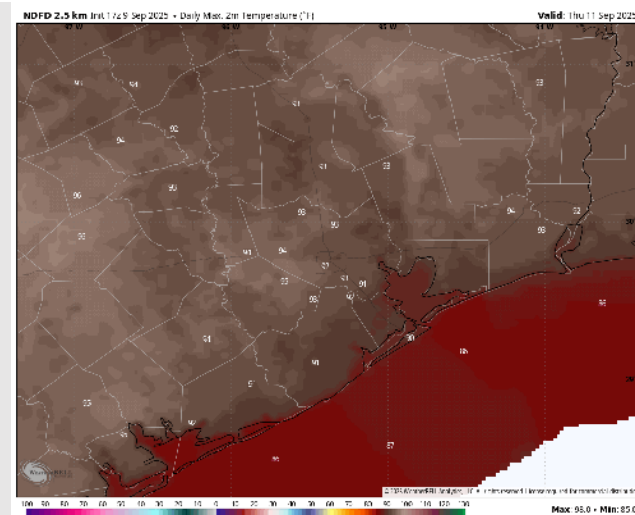
High Temps: **N of Morgan's Point:** Low 90s F. **S of Morgan's Point:** Upper 80s F to near 90 F.

Visibility: No visibility concerns Thursday.

Precip Image: 6 AM CT



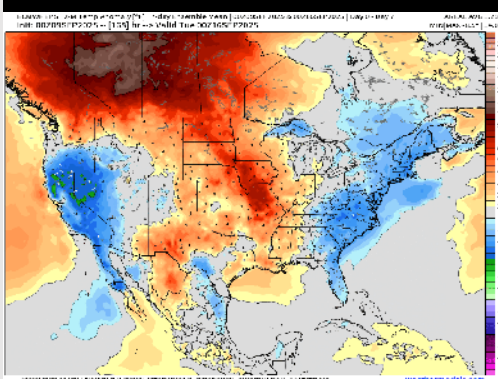
Wind Speed:
5 PM CT



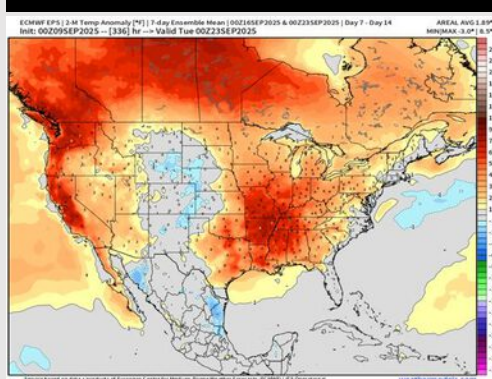
High Temps
Thursday

Houston Pilots: 9/9/25

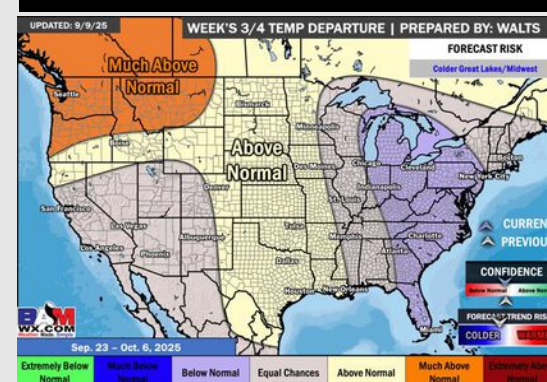
Next 7 Day Temperature Departure



8-14 Day Temperature Departure



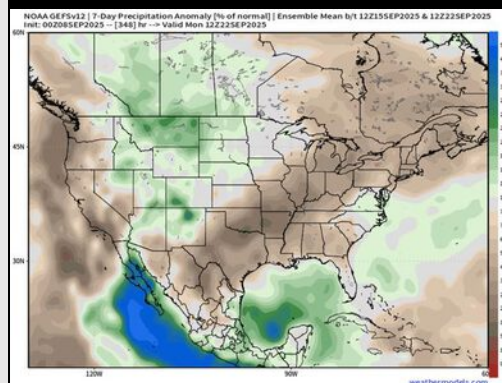
15-30 Day Temperature Departure



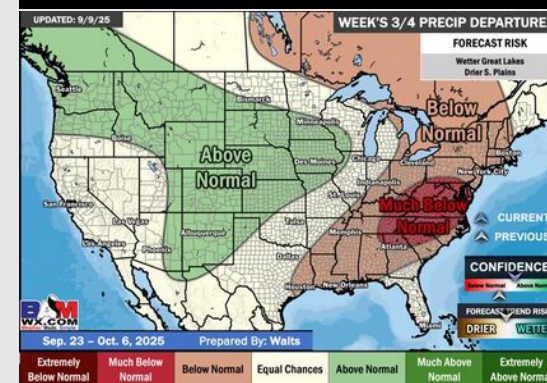
Next 7 Day Total Precipitation



8-14 Day % of Average Precip.



15-30 Day % of Average Precip.



- Temps are expected to be above normal for the next 7 days with drier conditions to start the week with light rain chances entering late week.
- Above normal temperatures and below normal rain chances are favored for days 8 – 14.
- Above normal temperatures are favored for late September/early October with below normal rainfall chances.