

# Houston Pilots Forecast Package



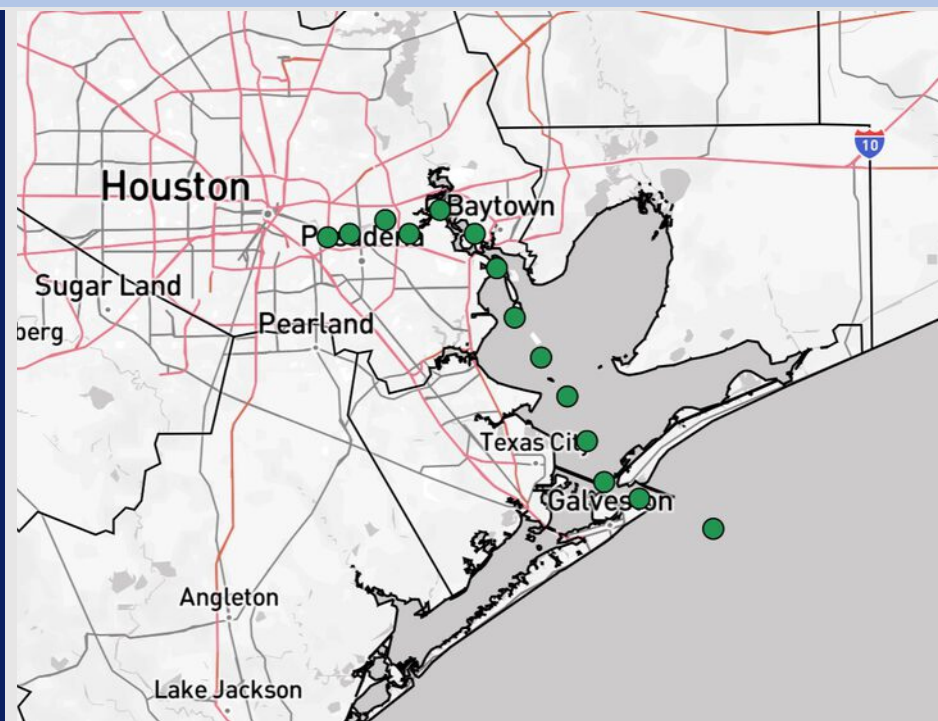
Updated: 9:15 PM CT

Monday, September 8, 2025

Forecaster: Tyler Riggles

## Weather Headlines

- Dry conditions favored over the next 72 hours.
- Wind gusts of 20 kts will be in play at times for Stations S of Morgan's Point over the next 72 hours.
- No tropical activity is favored the next 7-10 days.



Current Radar: 9:12 PM CT

As always, please do not hesitate to reach out to us with any forecast questions at [\(317\)-560-8122](tel:317-560-8122). Press 1 for forecast questions.

You can also access real-time forecast updates and 24/7 meteorological chat assistance on your [Clarity](#) app. Click [here](#) for login assistance.

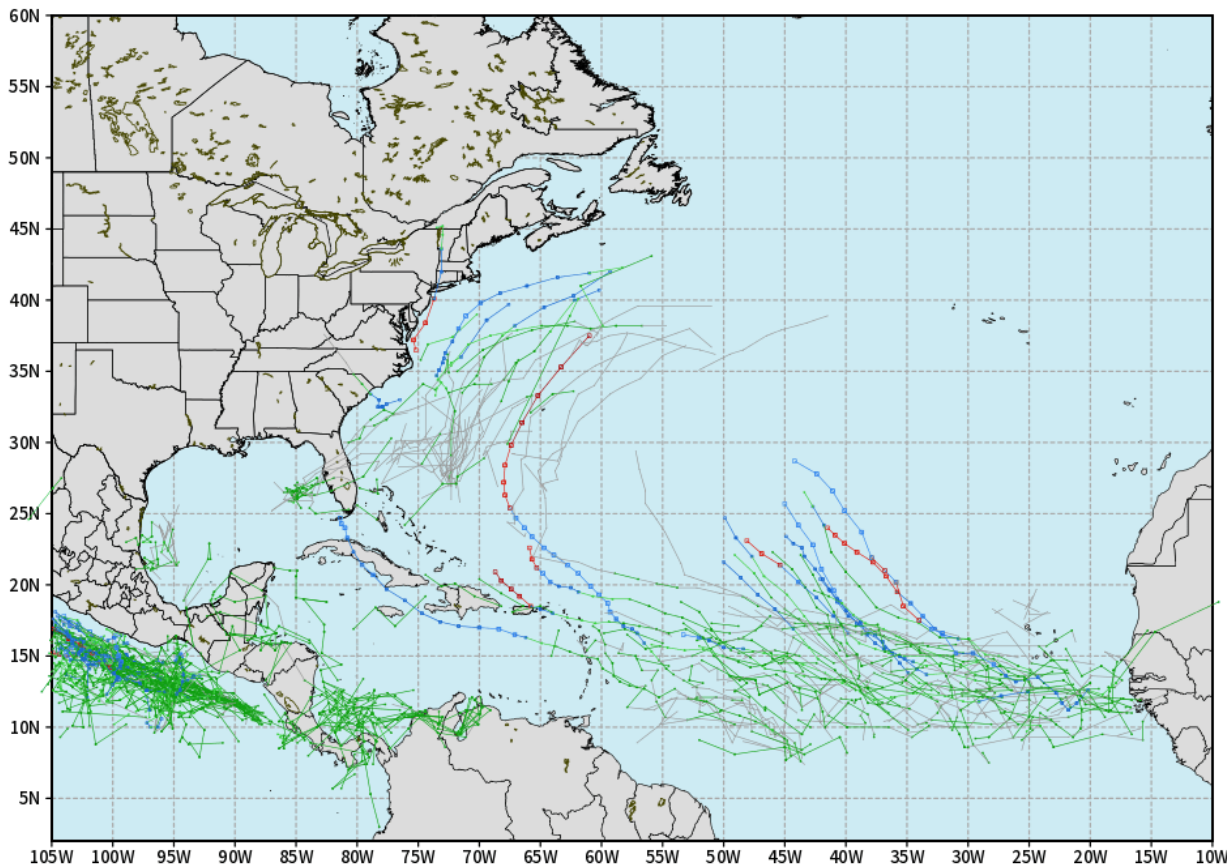


# Houston Pilots Tropical Update

## 10-Day Tropical Outlook

ECMWF ATLANTIC EPS Cyclone Locations --> Next [10-days]  
INIT: 12Z08SEP2025 --> UNTIL 12Z18SEP2025

o-o ENSEMBLE MEAN  
o-o 1000 - 1010 hPa  
o-o 980 - 999 hPa  
o-o 960 - 979 hPa  
o-o 950 - 959 hPa  
o-o < 950 hPa



[weathermodels.com](http://weathermodels.com)

No tropical development favored in the Gulf over the next 7-10 days.

We'll need to watch for an uptick in activity from the 15<sup>th</sup> to the 30<sup>th</sup>.

# Houston Pilots Visibility Chart (miles)



Visibility	Mon 11 pm	Tue 12 am	Tue 1 am	Tue 2 am	Tue 3 am	Tue 4 am	Tue 5 am	Tue 6 am	Tue 7 am	Tue 8 am	Tue 9 am	Tue 10 am	Tue 11 am	Tue 12 pm	Tue 1 pm	Tue 2 pm	Tue 3 pm	Tue 4 pm	Tue 5 pm	Tue 6 pm	Tue 7 pm	Tue 8 pm	Tue 9 pm	Tue 10 pm
Houston Pilots N - 610 Bridge	10	10	10	10	10	10	10	10	10	10	10	10	10	10	10	10	10	10	10	10	10	10	10	10
Houston Pilots M - Kinder 1	10	10	10	10	10	10	10	10	10	10	10	10	10	10	10	10	10	10	10	10	10	10	10	10
Houston Pilots L - Greens Bayou	10	10	10	10	10	10	10	10	10	10	10	10	10	10	10	10	10	10	10	10	10	10	10	10
Houston Pilots K - Shell Crude	10	10	10	10	10	10	10	10	10	10	10	10	10	10	10	10	10	10	10	10	10	10	10	10
Houston Pilots J - Lynchburg Ferries	10	10	10	10	10	10	10	10	10	10	10	10	10	10	10	10	10	10	10	10	10	10	10	10
Houston Pilots I - Exxon 3	10	10	10	10	10	10	10	10	10	10	10	10	10	10	10	10	10	10	10	10	10	10	10	10
Houston Pilots H - Morgans Point	10	10	10	10	10	10	10	10	10	10	10	10	10	10	10	10	10	10	10	10	10	10	10	10
Houston Pilots G - 75/76	10	10	10	10	10	10	10	10	10	10	10	10	10	10	10	10	10	10	10	10	10	10	10	10
Houston Pilots F - 63/64	10	10	10	10	10	10	10	10	10	10	10	10	10	10	10	10	10	10	10	10	10	10	10	10
Houston Pilots E - 51/52	10	10	10	10	10	10	10	10	10	10	10	10	10	10	10	10	10	10	10	10	10	10	10	10
Houston Pilots D - 37/38	10	10	10	10	10	10	10	10	10	10	10	10	10	10	10	10	10	10	10	10	10	10	10	10
Houston Pilots C - 25/26	10	10	10	10	10	10	10	10	10	10	10	10	10	10	10	10	10	10	10	10	10	10	10	10
Houston Pilots B - 11/12	10	10	10	10	10	10	10	10	10	10	10	10	10	10	10	10	10	10	10	10	10	10	10	10
Houston Pilots A - 1 & 2 Bravo	10	10	10	10	10	10	10	10	10	10	10	10	10	10	10	10	10	10	10	10	10	10	10	10

**NOTE: This is automated data that may/may not agree with the official BAM thinking that's found on the daily slides or special visibility report slides. This data should be used as a guide only**

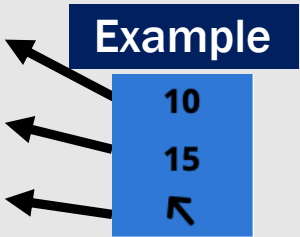
# Houston Pilots Wind Chart



Sustained Wind 10 Knots

Gusts 15 Knots

Wind from the SE



Wind	Mon 11 pm	Tue 12 am	Tue 1 am	Tue 2 am	Tue 3 am	Tue 4 am	Tue 5 am	Tue 6 am	Tue 7 am	Tue 8 am	Tue 9 am	Tue 10 am	Tue 11 am	Tue 12 pm	Tue 1 pm	Tue 2 pm	Tue 3 pm	Tue 4 pm	Tue 5 pm	Tue 6 pm	Tue 7 pm	Tue 8 pm	Tue 9 pm	Tue 10 pm
Houston Pilots N - 610 Bridge	5	5	5	5	5	5	6	6	6	6	6	6	6	6	6	6	6	5	5	5	5	5	3	3
	10	10	9	9	9	10	10	10	12	12	12	13	13	13	13	12	12	12	10	10	9	9	8	7
	↙	↙	↙	↙	↙	↙	↙	↙	↙	↙	↙	↙	↙	↙	↙	↙	↙	↙	↙	↙	↙	↙	↙	↙
Houston Pilots M - Kinder 1	5	5	5	5	5	5	6	6	6	6	6	6	6	6	6	6	6	5	5	5	5	5	3	3
	10	10	9	9	9	10	10	10	12	12	12	12	13	13	13	12	12	10	10	10	9	9	8	7
	↙	↙	↙	↙	↙	↙	↙	↙	↙	↙	↙	↙	↙	↙	↙	↙	↙	↙	↙	↙	↙	↙	↙	↙
Houston Pilots L - Greens Bayou	5	5	5	5	5	5	6	6	6	6	6	6	6	6	6	6	6	5	5	5	5	3	3	3
	10	10	9	9	9	10	10	10	10	12	12	12	12	13	13	12	12	10	10	10	9	8	7	6
	↙	↙	↙	↙	↙	↙	↙	↙	↙	↙	↙	↙	↙	↙	↙	↙	↙	↙	↙	↙	↙	↙	↙	↙
Houston Pilots K - Shell Crude	5	5	5	5	5	5	6	6	6	6	6	6	6	6	6	6	6	5	5	5	5	5	3	3
	10	10	10	10	10	10	10	12	12	12	12	12	12	13	13	12	12	10	10	10	9	8	7	6
	↙	↙	↙	↙	↙	↙	↙	↙	↙	↙	↙	↙	↙	↙	↙	↙	↙	↙	↙	↙	↙	↙	↙	↙
Houston Pilots J - Lynchburg Ferries	5	5	3	3	3	5	5	5	5	6	6	6	6	6	6	6	6	5	5	3	3	3	3	2
	10	9	9	9	9	9	10	10	10	12	12	12	12	13	12	10	12	10	9	9	9	8	7	6
	↙	↙	↙	↙	↙	↙	↙	↙	↙	↙	↙	↙	↙	↙	↙	↙	↙	↙	↙	↙	↙	↙	↙	↙
Houston Pilots I - Exxon 3	9	9	10	10	10	10	10	10	10	10	10	9	8	8	8	8	7	7	7	7	7	7	6	6
	14	14	15	14	15	15	15	15	15	15	15	14	14	13	13	13	13	13	12	12	10	9	9	8
	↙	↙	↙	↙	↙	↙	↙	↙	↙	↙	↙	↙	↙	↙	↙	↙	↙	↙	↙	↙	↙	↙	↙	↙
Houston Pilots H - Morgans Point	10	10	10	10	10	10	10	10	10	10	10	9	9	8	8	8	7	7	7	6	7	7	6	6
	15	15	15	15	15	15	15	15	15	15	15	14	14	13	14	13	13	13	12	12	9	9	9	8
	↙	↙	↙	↙	↙	↙	↙	↙	↙	↙	↙	↙	↙	↙	↙	↙	↙	↙	↙	↙	↙	↙	↙	↙
Houston Pilots G - 75/76	12	12	12	12	12	13	13	13	13	13	12	10	10	8	8	7	7	6	7	6	7	7	7	6
	17	16	16	17	17	17	17	17	17	17	16	16	16	15	14	13	13	13	12	12	10	10	10	9
	↙	↙	↙	↙	↙	↙	↙	↙	↙	↙	↙	↙	↙	↙	↙	↙	↙	↙	↙	↙	↙	↙	↙	↙
Houston Pilots F - 63/64	12	12	12	12	12	13	13	13	13	13	12	10	10	8	7	7	6	6	6	6	6	7	7	6
	17	16	16	17	17	17	17	17	17	18	17	17	16	15	14	13	13	12	12	12	10	10	10	9
	↙	↙	↙	↙	↙	↙	↙	↙	↙	↙	↙	↙	↙	↙	↙	↙	↙	↙	↙	↙	↙	↙	↙	↙
Houston Pilots E - 51/52	13	13	13	13	13	13	13	13	13	13	13	12	10	9	8	8	6	6	6	6	6	7	7	6
	17	17	17	17	17	17	17	18	18	18	17	17	17	15	15	14	13	12	10	10	10	10	9	9
	↙	↙	↙	↙	↙	↙	↙	↙	↙	↙	↙	↙	↙	↙	↙	↙	↙	↙	↙	↙	↙	↙	↙	↙
Houston Pilots D - 37/38	13	13	13	13	13	13	13	13	13	13	13	13	12	10	8	8	7	6	6	6	6	7	7	7
	17	17	17	17	17	17	18	18	18	20	18	17	17	16	15	14	13	12	10	10	10	10	9	9
	↙	↙	↙	↙	↙	↙	↙	↙	↙	↙	↙	↙	↙	↙	↙	↙	↙	↙	↙	↙	↙	↙	↙	↙
Houston Pilots C - 25/26	12	12	12	12	12	12	12	13	13	13	13	13	12	10	9	8	7	6	6	6	6	7	7	7
	17	17	17	17	17	17	17	17	18	18	18	17	17	16	15	14	13	12	10	12	10	10	10	10
	↙	↙	↙	↙	↙	↙	↙	↙	↙	↙	↙	↙	↙	↙	↙	↙	↙	↙	↙	↙	↙	↙	↙	↙
Houston Pilots B - 11/12	10	10	10	9	9	10	10	10	10	10	10	10	10	10	8	8	8	7	6	6	6	7	6	6
	17	17	16	16	16	16	16	17	17	17	17	17	17	16	15	14	13	13	12	13	12	12	12	10
	↙	↙	↙	↙	↙	↙	↙	↙	↙	↙	↙	↙	↙	↙	↙	↙	↙	↙	↙	↙	↙	↙	↙	↙
Houston Pilots A - 1 & 2 Bravo	13	13	13	13	13	13	13	13	14	14	13	13	13	10	9	8	8	7	7	7	7	8	8	8
	18	18	18	17	17	18	18	18	20	20	20	18	18	17	15	15	13	14	13	13	13	13	13	12
	↙	↙	↙	↙	↙	↙	↙	↙	↙	↙	↙	↙	↙	↙	↙	↙	↙	↙	↙	↙	↙	↙	↙	↙

NOTE: This is automated data that may/may not agree with the official BAM thinking that's found on the daily slides.  
This data should be used as a guide only.

# Houston Pilots: TUE. 9/9/2025

## Forecast Discussion

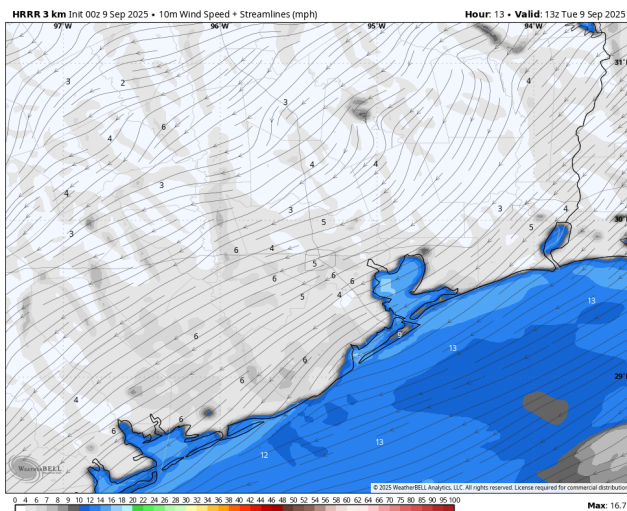
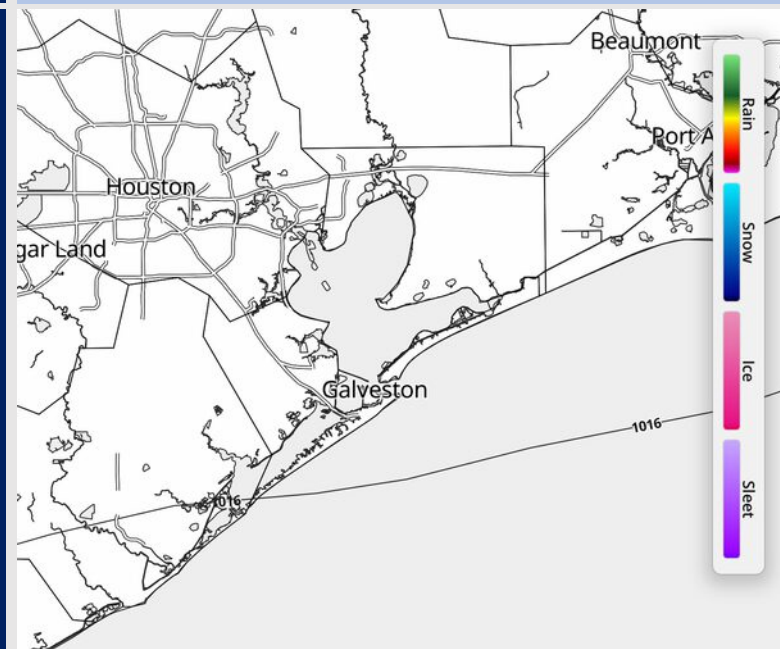
**Precip:** Favoring dry conditions for today.

**Wind:** Winds will be out of the E/NE, becoming variable at times. **N of Morgan's Point:** Winds will be at 2 – 7 kts. **S of Morgan's Point:** Winds will be at 10 – 15 kts through 1 PM before decreasing to 4 – 9 kts. **Wind gusts of 20 kts possible S of Morgan's Point through 9 AM.**

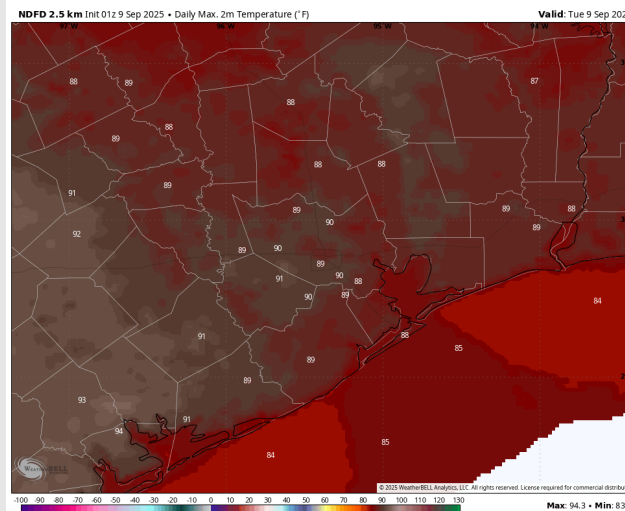
**High Temps:** **N of Morgan's Point:** Near 90 F. **S of Morgan's Point:** High 80s F.

**Visibility:** No visibility concerns today.

## Precip Image: 10 AM CT



**Wind Speed:**  
8 AM CT



**High Temps**  
**Today**

# Houston Pilots: WED. 9/10/2025

## Forecast Discussion

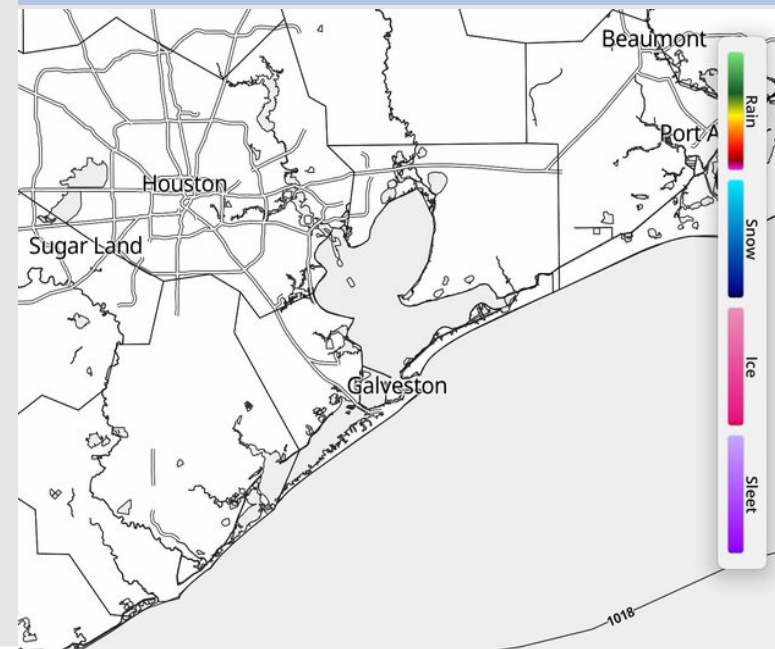
**Precip:** Favoring dry conditions for Wednesday.

**Wind:** Winds will gradually shift clockwise through 5 PM before settling out of the ESE. **N of Morgan's Point:** Winds will be at 2 – 7 kts. **S of Morgan's Point:** Winds will be at 4 – 9 kts. Slightly higher speeds of 7 – 12 kts are expected for Stations S of 51/52. **Gusts up to 20 kts will be possible for Stations S of 51/52 throughout the day.**

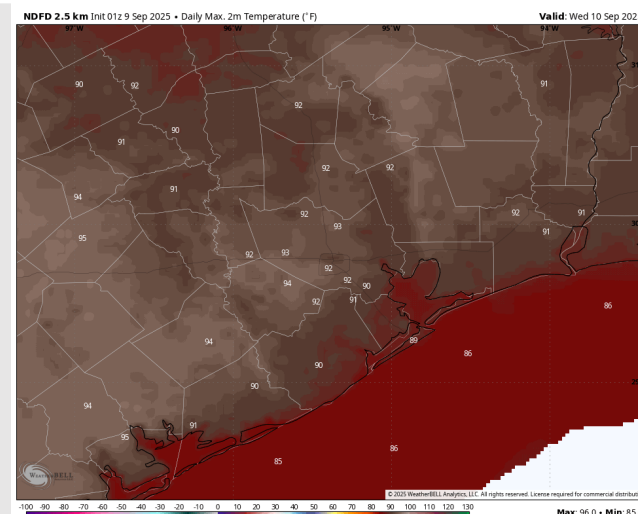
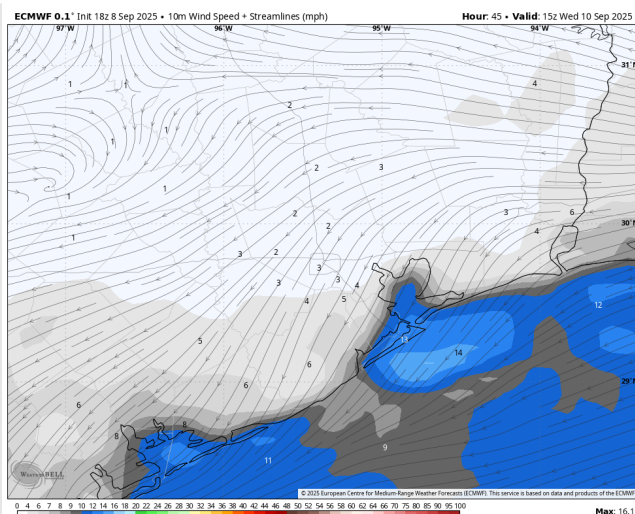
**High Temps:** **N of Morgan's Point:** Low 90s F. **S of Morgan's Point:** Upper 80s F.

**Visibility:** No visibility concerns for Wednesday.

## Precip Image: 1 PM CT



**Wind Speed:**  
**10 AM CT**



**High Temps**  
**Wednesday**

# Houston Pilots: THU. 9/11/2025

## Forecast Discussion

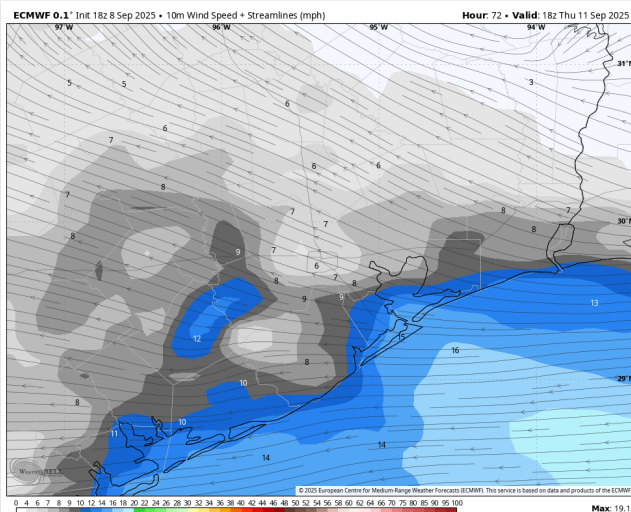
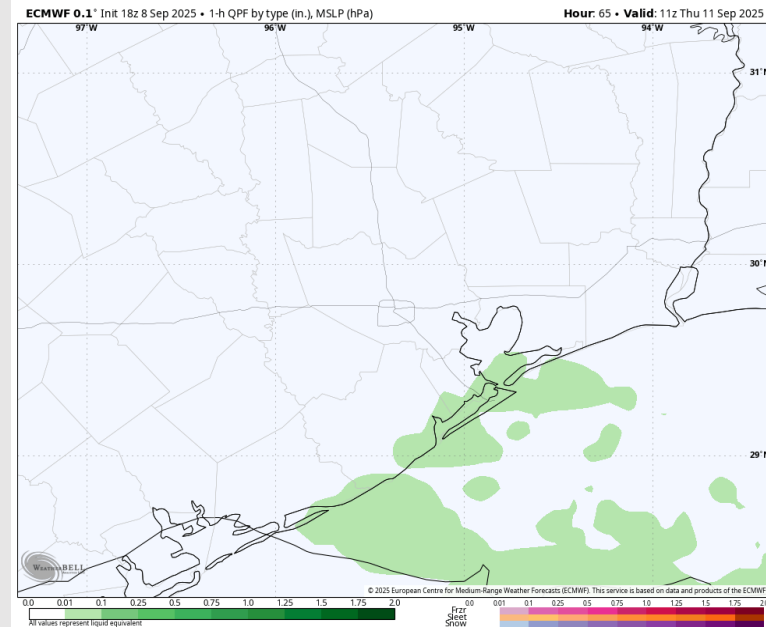
**Precip:** Hit/miss showers in play for Stations S of 51/52 through 11 AM.

**Wind:** Winds will be out of the E/SE throughout Thursday. **N of Morgan's Point:** Winds will be at 3 – 8 kts. **S of Morgan's Point:** Winds will be at to 7 – 12 kts throughout the day. **Wind gusts of 20 kts possible for Stations S of Morgan's Point through 3 PM.**

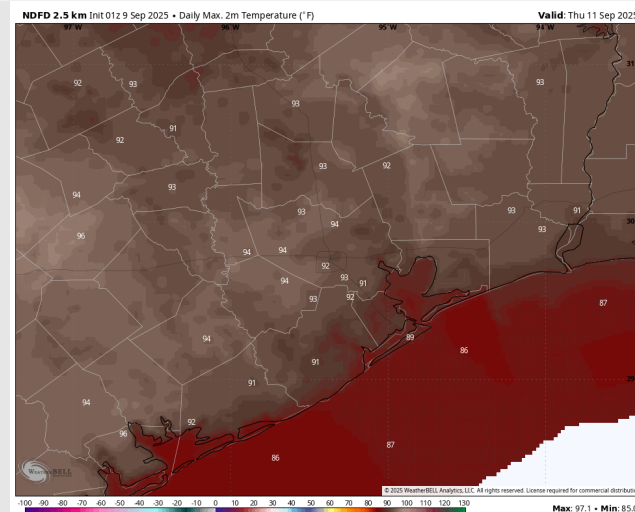
**High Temps:** **N of Morgan's Point:** Low 90s F. **S of Morgan's Point:** Upper 80s F.

**Visibility:** No visibility concerns Thursday.

## Precip Image: 6 AM CT



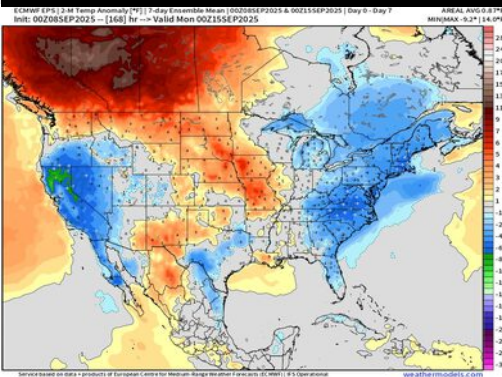
**Wind Speed:**  
1 PM CT



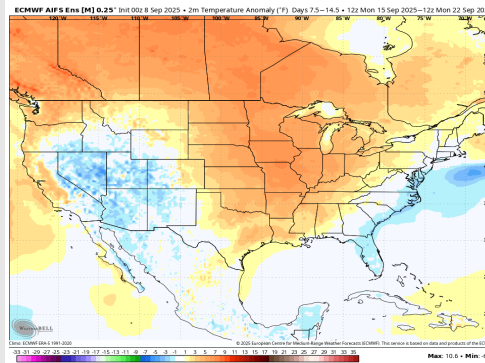
**High Temps**  
**Thursday**

# Houston Pilots: 9/9/25

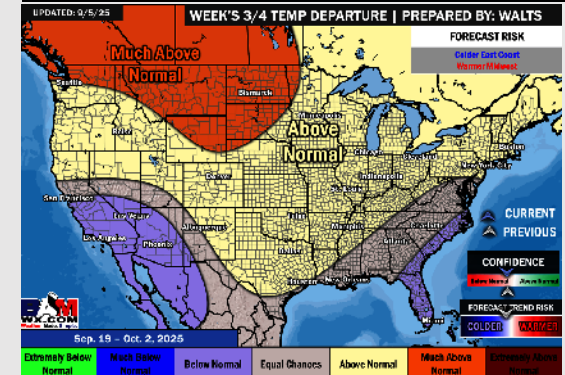
## Next 7 Day Temperature Departure



## 8-14 Day Temperature Departure



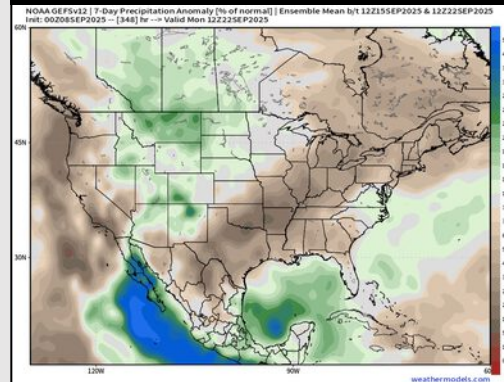
## 15-30 Day Temperature Departure



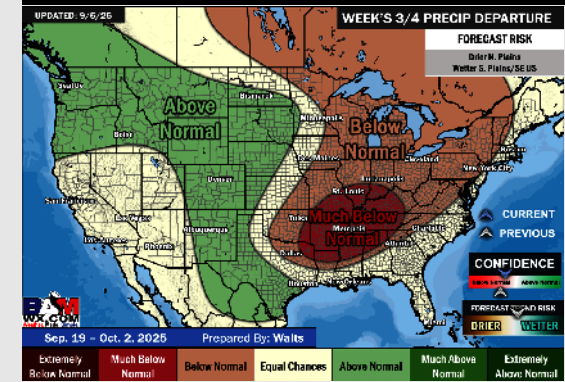
## Next 7 Day Total Precipitation



## 8-14 Day % of Average Precip.



## 15-30 Day % of Average Precip.



- Temps are expected to be near normal for the next 7 days with drier conditions to start the week with light rain chances entering late week.
- Above normal temperatures and below normal rain chances are favored for days 8 – 14.
- Near normal temperatures are favored for late September/early October with above normal rainfall chances.