

Houston Pilots Forecast Package



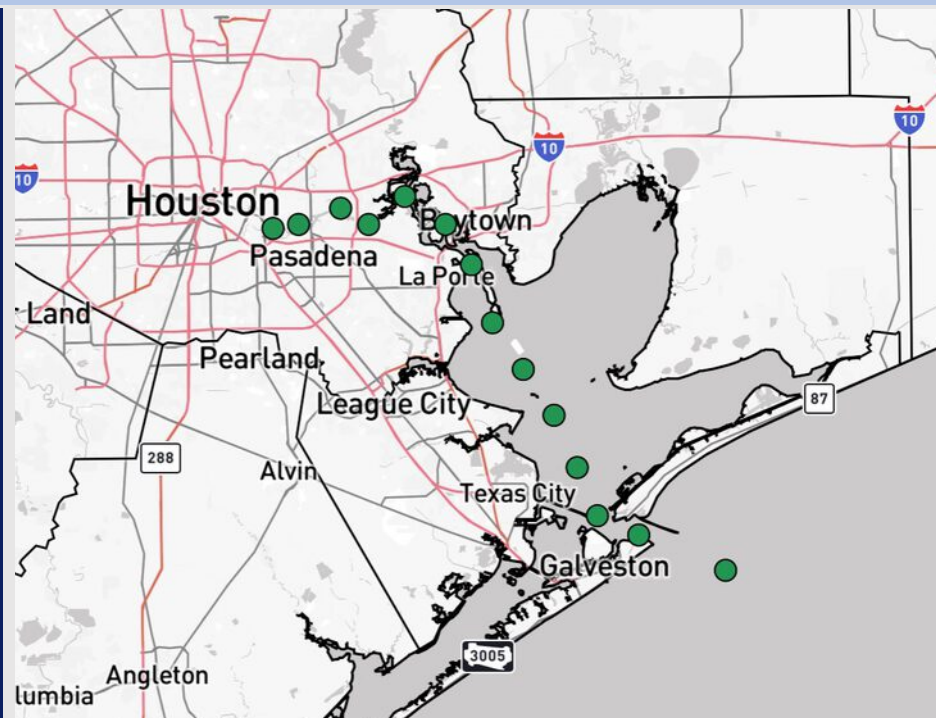
Updated: 9:00 PM CT

Sunday, September 7, 2025

Forecaster: Tyler Riggles

Weather Headlines

- Dry conditions favored over the next 72 hours.
- Wind gusts of 20-25 kts will be in play at times today and on Tuesday.
- No tropical activity is favored across the next 7-10 days.



Current Radar: 8:46 PM CT

As always, please do not hesitate to reach out to us with any forecast questions at **(317)-560-8122**. Press 1 for forecast questions.

You can also access real-time forecast updates and 24/7 meteorological chat assistance on your **Clarity** app. Click [here](#) for login assistance.

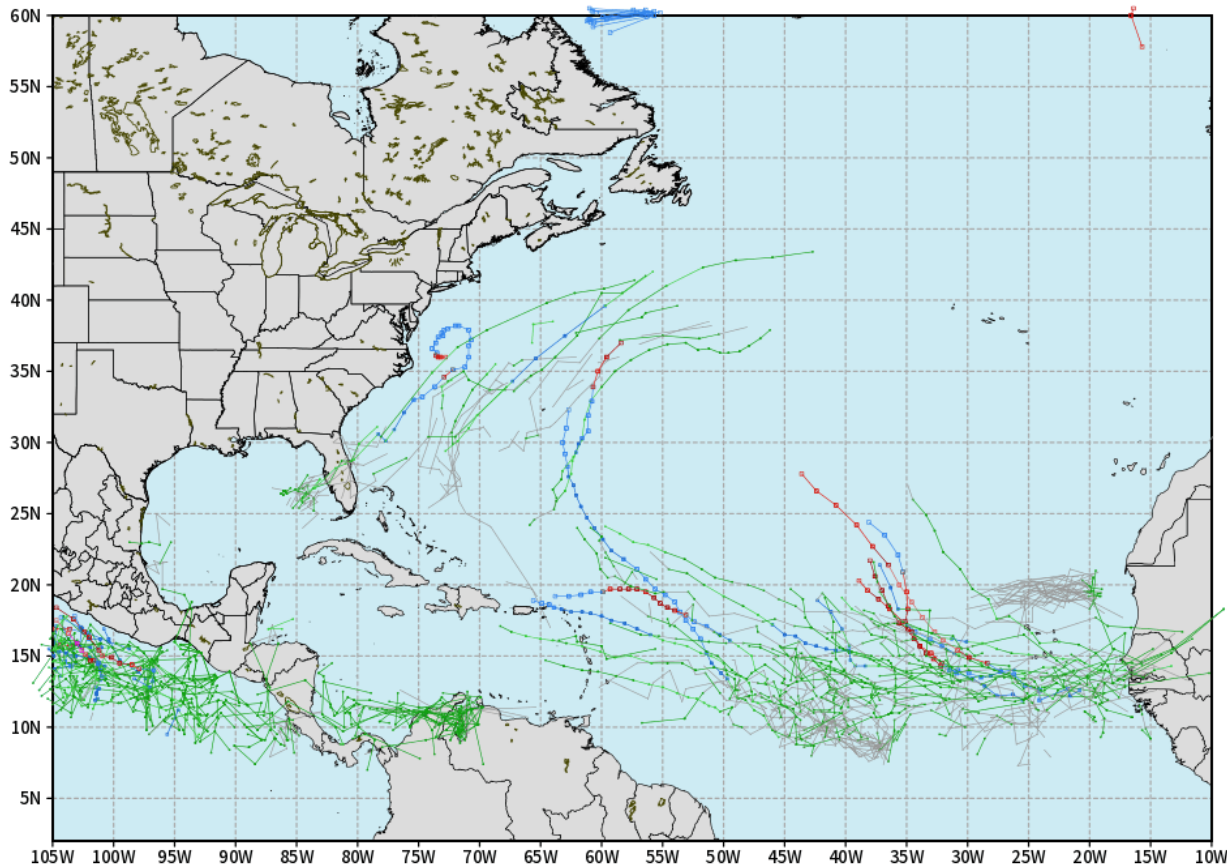


Houston Pilots Tropical Update

10-Day Tropical Outlook

ECMWF ATLANTIC EPS Cyclone Locations --> Next [10-days]
INIT: 12Z07SEP2025 --> UNTIL 12Z17SEP2025

o-o ENSEMBLE MEAN
o-o 1000 - 1010 hPa
o-o 980 - 999 hPa
o-o 960 - 979 hPa
o-o 950 - 959 hPa
o-o < 950 hPa



weathermodels.com

No tropical development favored in the Gulf over the next 7-10 days.

We'll need to watch for an uptick in activity from the 15th to the 30th.

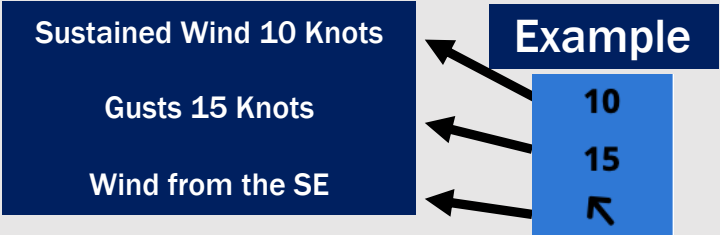
Houston Pilots Visibility Chart (miles)



Visibility	Sun 10 pm	Sun 11 pm	Mon 12 am	Mon 1 am	Mon 2 am	Mon 3 am	Mon 4 am	Mon 5 am	Mon 6 am	Mon 7 am	Mon 8 am	Mon 9 am	Mon 10 am	Mon 11 am	Mon 12 pm	Mon 1 pm	Mon 2 pm	Mon 3 pm	Mon 4 pm	Mon 5 pm	Mon 6 pm	Mon 7 pm	Mon 8 pm	Mon 9 pm
Houston Pilots N - 610 Bridge	10	10	10	10	10	10	10	10	10	10	10	10	10	10	10	10	10	10	10	10	10	10	10	10
Houston Pilots M - Kinder 1	10	10	10	10	10	10	10	10	10	10	10	10	10	10	10	10	10	10	10	10	10	10	10	10
Houston Pilots L - Greens Bayou	10	10	10	10	10	10	10	10	10	10	10	10	10	10	10	10	10	10	10	10	10	10	10	10
Houston Pilots K - Shell Crude	10	10	10	10	10	10	10	10	10	10	10	10	10	10	10	10	10	10	10	10	10	10	10	10
Houston Pilots J - Lynchburg Ferries	10	10	10	10	10	10	10	10	10	10	10	10	10	10	10	10	10	10	10	10	10	10	10	10
Houston Pilots I - Exxon 3	10	10	10	10	10	10	10	10	10	10	10	10	10	10	10	10	10	10	10	10	10	10	10	10
Houston Pilots H - Morgans Point	10	10	10	10	10	10	10	10	10	10	10	10	10	10	10	10	10	10	10	10	10	10	10	10
Houston Pilots G - 75/76	10	10	10	10	10	10	10	10	10	10	10	10	10	10	10	10	10	10	10	10	10	10	10	10
Houston Pilots F - 63/64	10	10	10	10	10	10	10	10	10	10	10	10	10	10	10	10	10	10	10	10	10	10	10	10
Houston Pilots E - 51/52	10	10	10	10	10	10	10	10	10	10	10	10	10	10	10	10	10	10	10	10	9	9	10	10
Houston Pilots D - 37/38	10	10	10	10	10	10	10	10	10	10	10	10	10	10	10	10	10	10	10	9	7.9	7.9	10	10
Houston Pilots C - 25/26	10	10	10	10	10	10	10	10	10	10	10	10	10	10	10	10	10	10	10	9	7.9	7.9	10	10
Houston Pilots B - 11/12	10	10	10	10	10	10	10	10	10	10	10	10	10	10	10	10	10	10	10	9	7.9	6.9	10	10
Houston Pilots A - 1 & 2 Bravo	10	10	10	10	10	10	10	10	10	10	10	10	10	10	10	10	10	10	10	9	7.9	6.9	10	10

NOTE: This is automated data that may/may not agree with the official BAM thinking that's found on the daily slides or special visibility report slides. This data should be used as a guide only

Houston Pilots Wind Chart



Wind	Sun 10 pm	Sun 11 pm	Mon 12 am	Mon 1 am	Mon 2 am	Mon 3 am	Mon 4 am	Mon 5 am	Mon 6 am	Mon 7 am	Mon 8 am	Mon 9 am	Mon 10 am	Mon 11 am	Mon 12 pm	Mon 1 pm	Mon 2 pm	Mon 3 pm	Mon 4 pm	Mon 5 pm	Mon 6 pm	Mon 7 pm	Mon 8 pm	Mon 9 pm
Houston Pilots N - 610 Bridge	6	6	6	7	7	8	8	8	8	8	8	9	10	10	9	9	8	8	8	7	7	7	6	6
	12	12	13	14	15	15	15	15	15	16	16	17	18	18	20	18	17	17	16	15	15	14	13	10
Houston Pilots M - Kinder 1	6	6	6	7	7	8	8	8	8	8	8	9	10	10	9	9	8	8	8	7	7	7	6	6
	12	12	13	14	15	15	15	15	15	16	16	17	18	18	20	18	17	17	16	15	15	14	13	10
Houston Pilots L - Greens Bayou	6	6	6	7	7	7	8	8	8	8	8	9	9	10	9	9	8	8	8	7	7	6	6	6
	12	12	13	14	15	15	15	15	15	16	16	17	18	18	18	18	17	16	15	15	14	13	12	10
Houston Pilots K - Shell Crude	6	6	6	7	7	7	8	8	8	8	8	9	9	10	10	9	8	8	8	8	7	6	6	6
	12	12	14	15	15	15	15	16	16	16	17	18	18	18	20	18	17	17	16	15	14	13	12	10
Houston Pilots J - Lynchburg Ferries	6	6	6	6	7	6	7	7	7	8	8	8	9	9	9	9	8	8	8	7	6	6	6	5
	12	12	13	15	15	15	15	15	15	16	16	17	18	18	18	17	17	16	15	15	14	13	12	10
Houston Pilots I - Exxon 3	10	10	12	13	14	14	15	15	15	15	14	14	14	13	13	12	10	10	10	10	9	9	8	8
	14	15	16	18	20	21	21	21	22	21	21	20	20	20	20	18	18	18	17	16	16	14	14	13
Houston Pilots H - Morgans Point	10	10	12	13	14	15	15	15	15	15	15	14	14	13	13	12	12	10	10	10	9	9	9	9
	15	16	16	18	20	21	21	21	22	22	21	21	21	20	21	18	18	18	17	16	15	15	14	13
Houston Pilots G - 75/76	10	13	13	15	15	16	16	16	17	17	16	16	15	15	14	13	12	12	10	10	10	10	9	10
	16	17	18	21	22	23	24	24	24	24	24	24	23	23	22	20	20	20	18	17	16	15	15	14
Houston Pilots F - 63/64	10	13	13	15	15	16	16	16	17	17	17	16	15	15	14	13	12	12	10	10	10	9	9	10
	16	17	18	21	22	23	23	24	24	24	24	24	23	23	22	20	20	20	18	17	16	15	15	15
Houston Pilots E - 51/52	12	13	14	15	15	16	16	16	17	17	17	17	16	15	15	13	13	12	10	10	10	10	10	10
	17	17	20	22	23	23	24	24	24	24	24	24	24	23	22	21	20	20	18	17	16	16	15	15
Houston Pilots D - 37/38	12	13	14	15	15	16	16	17	17	17	17	17	17	16	15	14	13	13	12	10	10	10	10	10
	17	18	20	22	22	23	24	24	24	25	24	24	24	23	22	22	21	20	18	17	16	16	15	15
Houston Pilots C - 25/26	12	13	13	14	15	15	15	15	16	17	17	17	16	16	15	14	13	13	12	10	10	10	10	10
	17	17	18	20	21	22	22	23	24	24	24	24	24	23	22	22	21	20	18	17	17	16	15	16
Houston Pilots B - 11/12	10	10	10	12	12	13	13	13	14	14	14	15	15	15	14	13	13	13	12	10	10	10	9	9
	17	17	18	20	20	21	22	22	23	23	23	23	23	23	22	22	21	20	20	18	17	16	15	16
Houston Pilots A - 1 & 2 Bravo	13	14	15	15	15	16	17	17	17	18	17	17	17	17	16	15	15	14	13	13	12	12	10	12
	18	20	21	22	23	24	24	24	25	25	25	25	25	25	23	24	22	21	21	20	18	17	17	18

NOTE: This is automated data that may/may not agree with the official BAM thinking that's found on the daily slides.
This data should be used as a guide only.

Houston Pilots: MON. 9/8/2025

Forecast Discussion

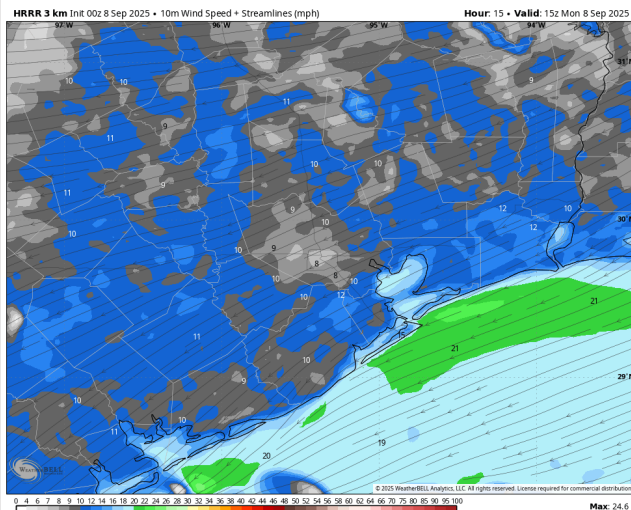
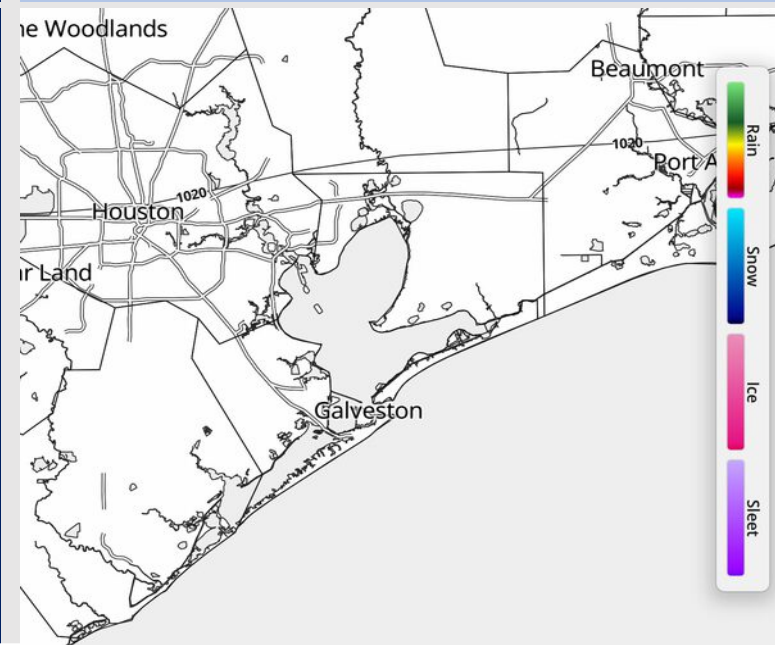
Precip: Isolated showers cannot be ruled out at the Boarding Stations between 12-3 AM. Otherwise, dry conditions favored for all Stations today.

Wind: Winds will be generally out of the E. **N of Morgan's Point:** Winds will be at 3 – 8 kts. **S of Morgan's Point:** Winds will be at to 13 – 18 kts through 1 PM before decreasing slightly to 10-15 kts. **Wind gusts of 20-25 kts possible for all Stations through 1PM.**

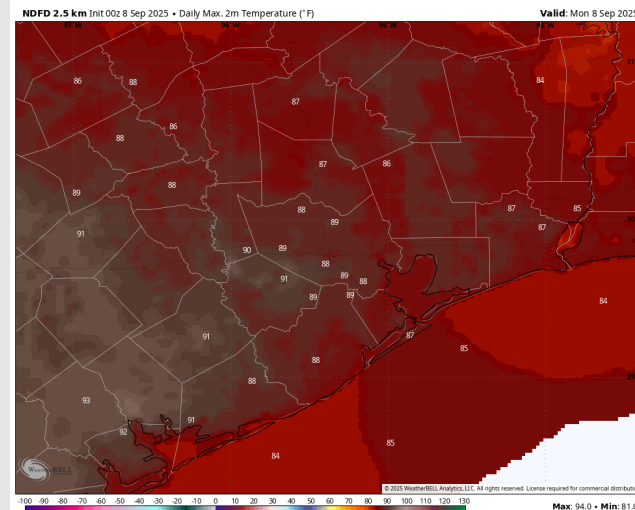
High Temps: **N of Morgan's Point:** High 80s F. **S of Morgan's Point:** High 80s F.

Visibility: No visibility concerns today.

Precip Image: 9 AM CT



Wind Speed:
10 AM CT



High Temps
Today

Houston Pilots: TUE. 9/9/2025

Forecast Discussion

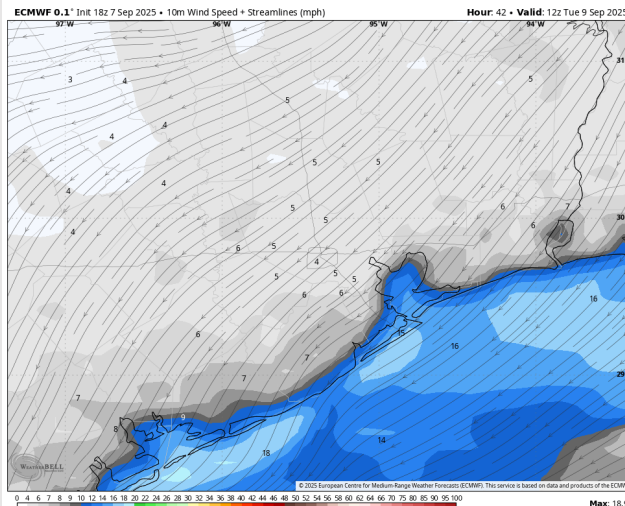
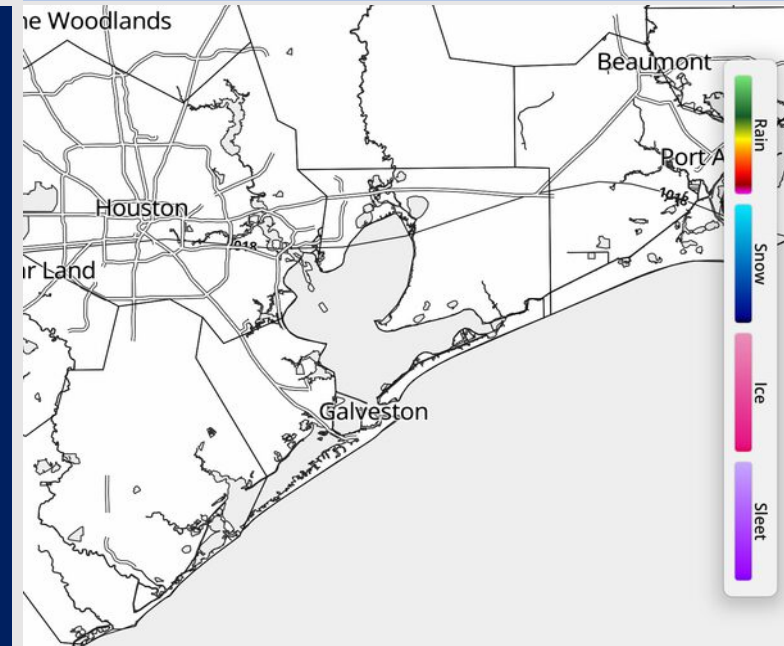
Precip: Favoring dry conditions for Tuesday.

Wind: Winds will be out of the E/NE. **N of Morgan's Point:** Winds will be at 2 – 7 kts. **S of Morgan's Point:** Winds will be at 10 – 15 kts through 2 PM before decreasing to 4 – 9 kts. **Wind gusts of 20 kts possible S of Morgan's Point through 11 AM.**

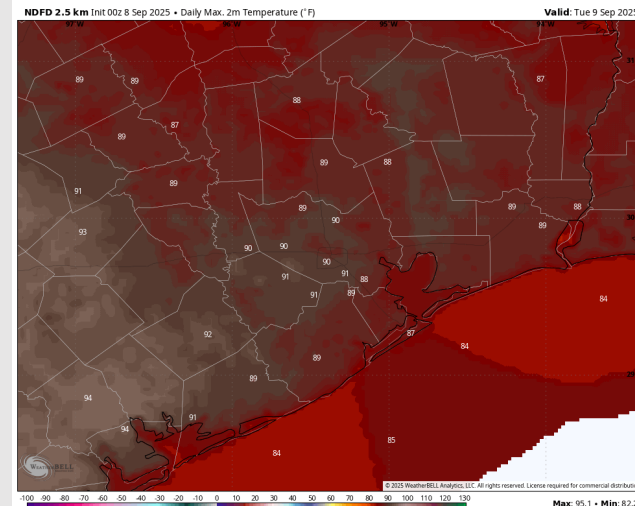
High Temps: **N of Morgan's Point:** Near 90 F. **S of Morgan's Point:** High 80s F.

Visibility: No visibility concerns Tuesday.

Precip Image: 11 AM CT



Wind Speed:
7 AM CT



High Temps
Tuesday

Houston Pilots: WED. 9/10/2025

Forecast Discussion

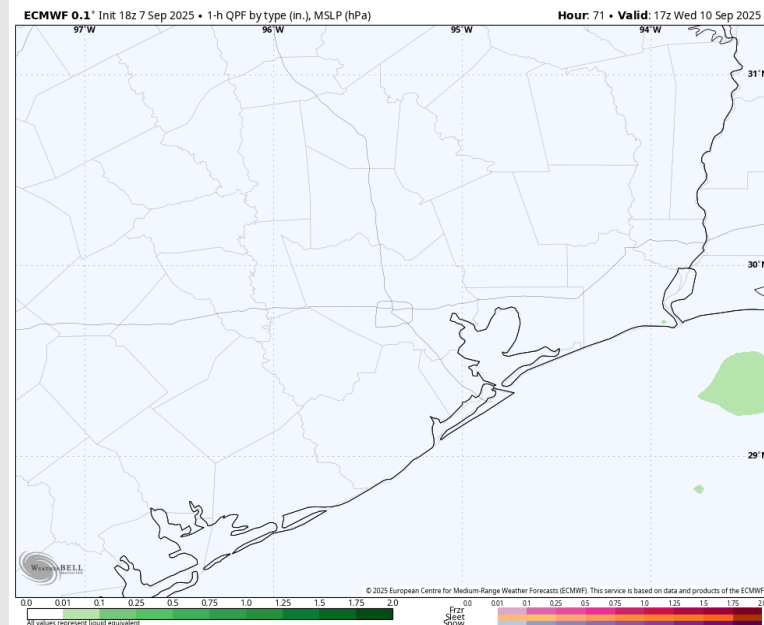
Precip: Favoring dry conditions for Wednesday.

Wind: Winds will gradually shift clockwise through 3 PM before settling out of the ESE. **N of Morgan's Point:** Winds will be at 2 – 7 kts. **S of Morgan's Point:** Winds will be at 4 – 9 kts through 8 AM before increasing slightly to 6 – 11 kts.

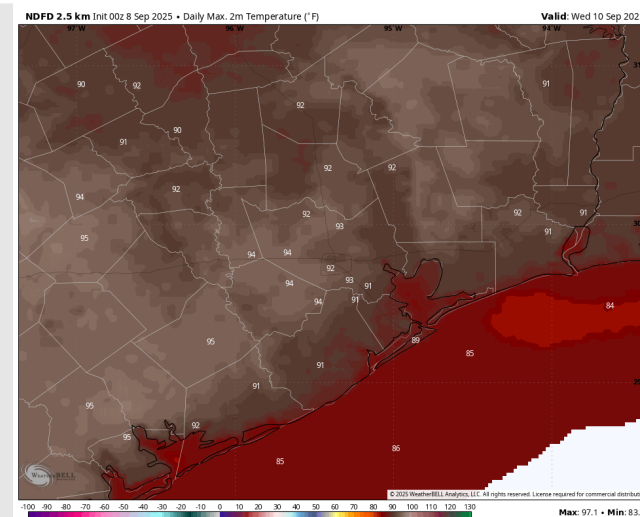
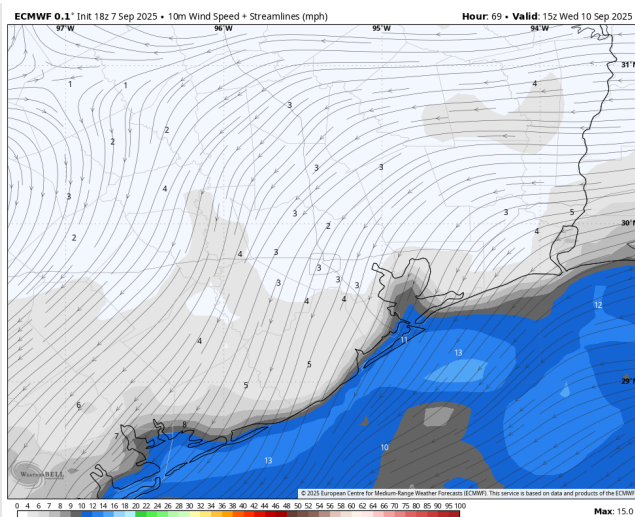
High Temps: **N of Morgan's Point:** Low 90s F. **S of Morgan's Point:** Upper 80s F.

Visibility: No visibility concerns for Wednesday.

Precip Image: 12 PM CT



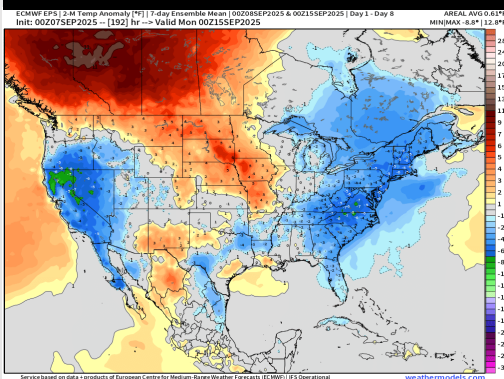
Wind Speed:
10 AM CT



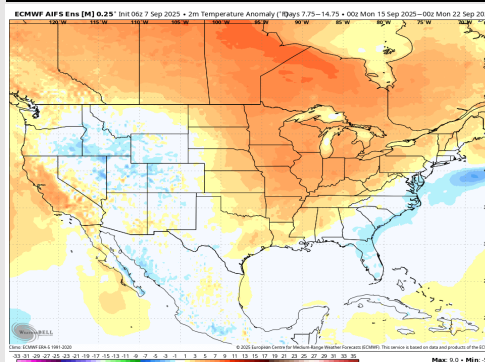
High Temps
Wednesday

Houston Pilots: 9/8/25

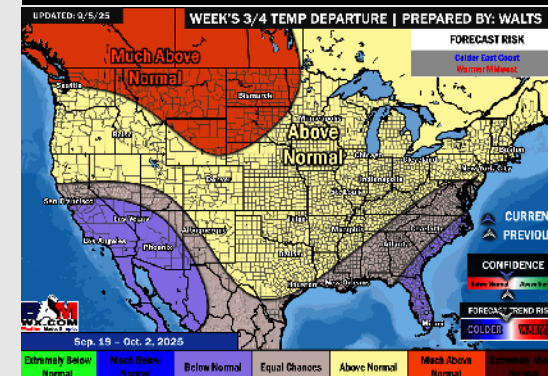
Next 7 Day Temperature Departure



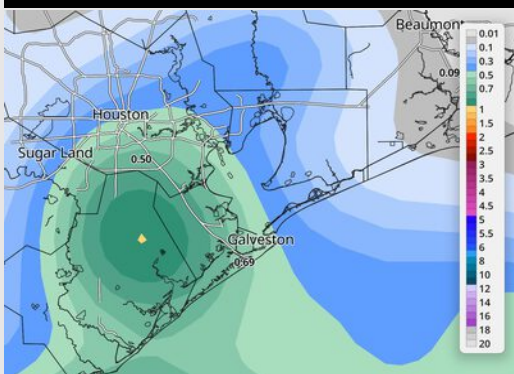
8-14 Day Temperature Departure



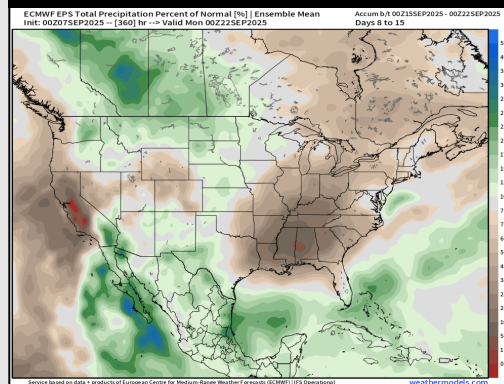
15-30 Day Temperature Departure



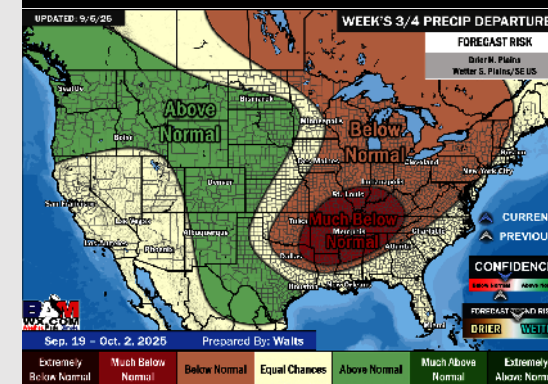
Next 7 Day Total Precipitation



8-14 Day % of Average Precip.



15-30 Day % of Average Precip.



- Temps are expected to be near normal for the next 7 days with drier conditions to start the week with rain chances entering late week.
- Above normal temperatures and below normal rain chances are favored for days 8 – 14.
- Above normal temperatures are favored for mid to late September with near normal rainfall chances.