

Houston Pilots Forecast Package



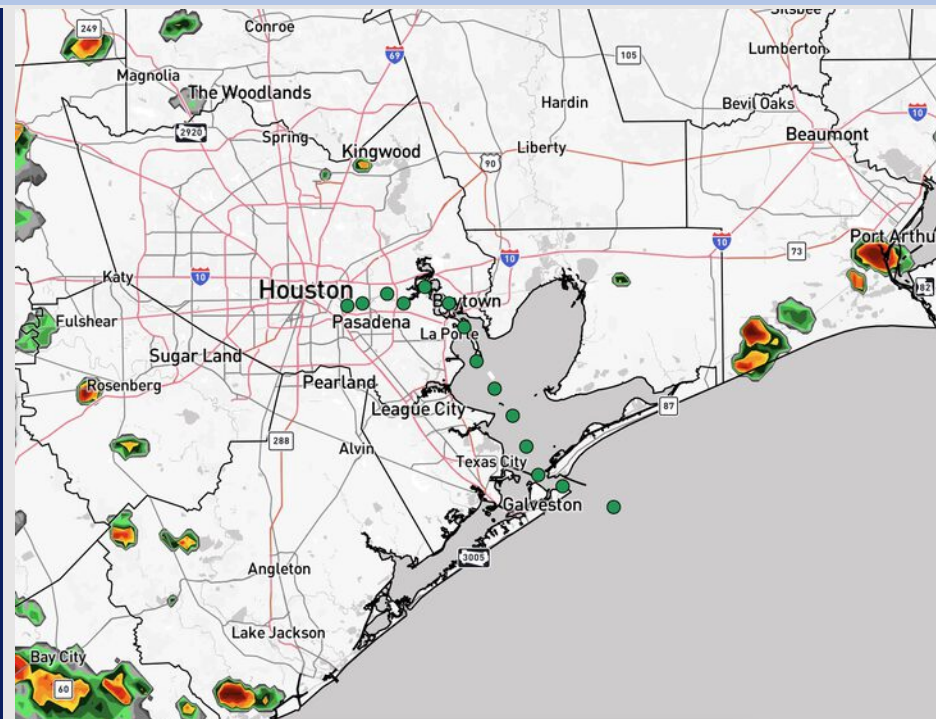
Updated: 2:00 PM CT

Saturday, September 6, 2025

Forecaster: Sam Lang

Weather Headlines

- Scattered storms in play for all stations from through 9PM today.
- Scattered showers and storms will be possible from 3AM – 10PM Sunday.
- No tropical activity is favored across the next 7-10 days.



Current Radar: 2:00 PM CT

As always, please do not hesitate to reach out to us with any forecast questions at **(317)-560-8122**. Press **1** for forecast questions.

You can also access real-time forecast updates and 24/7 meteorological chat assistance on your **Clarity** app. Click [here](#) for login assistance.

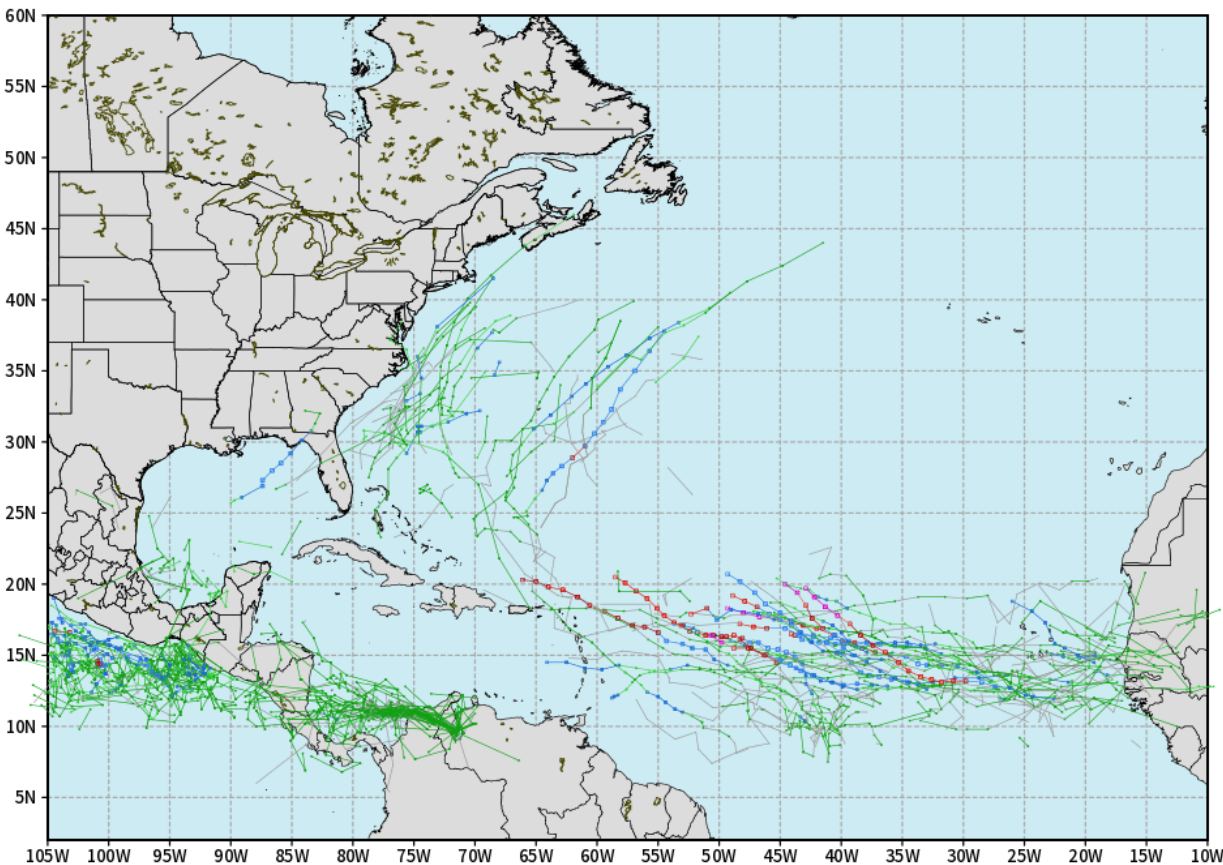


Houston Pilots Tropical Update

10-Day Tropical Outlook

ECMWF ATLANTIC EPS Cyclone Locations --> Next [10-days]
INIT: 00Z06SEP2025 --> UNTIL 00Z16SEP2025

o-o ENSEMBLE MEAN
o-o 1000 - 1010 hPa
o-o 980 - 999 hPa
o-o 960 - 979 hPa
o-o 950 - 959 hPa
o-o < 950 hPa



weathermodels.com

No tropical development favored in the Gulf over the next 7-10 days.

Area of potential development in the Atlantic has weakened and is not expected to develop into a tropical depression.

We'll need to watch for an uptick in activity from the 15th to the 30th.

Houston Pilots Visibility Chart (miles)



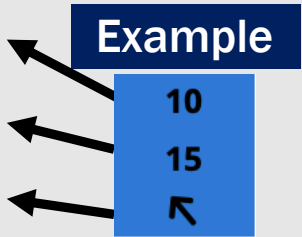
Visibility	Sat 3 pm	Sat 4 pm	Sat 5 pm	Sat 6 pm	Sat 7 pm	Sat 8 pm	Sat 9 pm	Sat 10 pm	Sat 11 pm	Sun 12 am	Sun 1 am	Sun 2 am	Sun 3 am	Sun 4 am	Sun 5 am	Sun 6 am	Sun 7 am	Sun 8 am	Sun 9 am	Sun 10 am	Sun 11 am	Sun 12 pm	Sun 1 pm	Sun 2 pm
Houston Pilots N - 610 Bridge	10	10	10	10	10	10	10	10	10	10	10	10	10	10	10	10	10	10	10	10	10	10	10	10
Houston Pilots M - Kinder 1	10	10	10	10	10	10	10	10	10	10	10	10	10	10	10	10	10	10	10	10	10	10	10	10
Houston Pilots L - Greens Bayou	10	10	10	10	10	10	10	10	10	10	10	10	10	10	10	10	10	10	10	10	10	10	10	10
Houston Pilots K - Shell Crude	10	10	10	10	10	10	10	10	10	10	10	10	10	10	10	10	10	10	10	10	10	10	10	10
Houston Pilots J - Lynchburg Ferries	10	10	10	10	10	10	10	10	10	10	10	10	10	10	10	10	10	10	10	10	10	10	10	10
Houston Pilots I - Exxon 3	10	10	10	10	10	10	10	10	10	10	10	10	10	10	10	10	10	10	10	10	10	10	10	10
Houston Pilots H - Morgans Point	10	10	10	10	10	10	10	10	10	10	10	10	10	10	10	10	10	10	10	10	10	10	10	10
Houston Pilots G - 75/76	10	10	10	10	10	10	10	10	10	10	10	10	10	10	10	10	10	10	10	10	10	10	10	9
Houston Pilots F - 63/64	10	10	10	10	10	10	10	10	10	10	10	10	10	10	10	10	10	10	10	10	10	10	10	9
Houston Pilots E - 51/52	10	10	10	10	10	10	10	10	10	10	10	10	10	10	10	10	10	10	10	10	10	10	10	9
Houston Pilots D - 37/38	10	10	10	10	10	10	10	10	10	10	10	10	10	10	10	10	10	10	10	10	10	10	10	9
Houston Pilots C - 25/26	10	10	10	10	10	10	10	10	10	10	10	10	10	10	10	10	10	10	10	10	10	10	10	9
Houston Pilots B - 11/12	10	10	10	10	10	10	10	10	10	10	10	10	10	10	10	10	10	10	10	10	10	10	10	9
Houston Pilots A - 1 & 2 Bravo	10	10	10	10	10	10	10	10	10	10	10	10	10	10	10	10	10	10	10	10	10	10	10	9

NOTE: This is automated data that may/may not agree with the official BAM thinking that's found on the daily slides or special visibility report slides. This data should be used as a guide only

Houston Pilots Wind Chart



Sustained Wind 10 Knots
Gusts 15 Knots
Wind from the SE



Wind	Sat 3 pm	Sat 4 pm	Sat 5 pm	Sat 6 pm	Sat 7 pm	Sat 8 pm	Sat 9 pm	Sat 10 pm	Sat 11 pm	Sun 12 am	Sun 1 am	Sun 2 am	Sun 3 am	Sun 4 am	Sun 5 am	Sun 6 am	Sun 7 am	Sun 8 am	Sun 9 am	Sun 10 am	Sun 11 am	Sun 12 pm	Sun 1 pm	Sun 2 pm
Houston Pilots N - 610 Bridge	3 9 ↙	5 9 ↙	5 10 ↙	5 10 ↙	6 10 ↙	6 10 ↙	5 9 ↙	3 7 ↙	3 7 ↙	3 7 ↙	3 6 ↙	3 6 ↙	3 7 ↙	3 7 ↙	5 9 ↙	5 9 ↙	6 10 ↙	6 13 ↙	7 13 ↙	7 14 ↙	7 14 ↙	8 15 ↙	7 15 ↙	7 15 ↙
Houston Pilots M - Kinder 1	5 9 ↙	5 9 ↙	5 10 ↙	5 9 ↙	6 10 ↙	6 10 ↙	3 9 ↙	3 7 ↙	3 7 ↙	3 7 ↙	3 6 ↙	3 6 ↙	3 7 ↙	3 7 ↙	5 9 ↙	5 9 ↙	6 10 ↙	6 13 ↙	7 13 ↙	7 14 ↙	7 14 ↙	8 15 ↙	7 15 ↙	7 15 ↙
Houston Pilots L - Greens Bayou	5 9 ↙	5 9 ↙	5 10 ↙	5 9 ↙	5 9 ↙	5 9 ↙	3 8 ↙	3 7 ↙	3 7 ↙	3 6 ↙	3 6 ↙	3 6 ↙	3 7 ↙	3 7 ↙	5 9 ↙	5 9 ↙	6 10 ↙	6 12 ↙	6 13 ↙	7 14 ↙	7 14 ↙	8 14 ↙	7 14 ↙	7 15 ↙
Houston Pilots K - Shell Crude	5 9 ↙	5 9 ↙	5 10 ↙	5 9 ↙	5 9 ↙	5 9 ↙	3 8 ↙	3 7 ↙	3 7 ↙	2 6 ↙	2 6 ↙	3 6 ↙	3 7 ↙	3 8 ↙	3 9 ↙	5 9 ↙	6 10 ↙	6 13 ↙	6 13 ↙	7 14 ↙	7 14 ↙	8 14 ↙	8 14 ↙	7 15 ↙
Houston Pilots J - Lynchburg Ferries	3 9 ↙	3 9 ↙	5 9 ↙	5 9 ↙	5 9 ↙	5 9 ↙	3 8 ↙	3 7 ↙	2 6 ↙	2 6 ↙	2 6 ↙	2 6 ↙	3 7 ↙	3 7 ↙	3 8 ↙	5 9 ↙	5 10 ↙	6 12 ↙	6 13 ↙	6 14 ↙	7 14 ↙	7 14 ↙	7 14 ↙	7 15 ↙
Houston Pilots I - Exxon 3	6 10 ↙	7 10 ↙	7 12 ↙	7 10 ↙	8 10 ↙	8 10 ↙	7 10 ↙	6 9 ↙	6 9 ↙	6 8 ↙	6 9 ↙	6 9 ↙	7 9 ↙	8 12 ↙	8 13 ↙	9 14 ↙	10 15 ↙	10 15 ↙	10 15 ↙	10 15 ↙	10 15 ↙	9 15 ↙	9 15 ↙	9 16 ↙
Houston Pilots H - Morgans Point	6 10 ↙	7 10 ↙	7 12 ↙	7 10 ↙	7 10 ↙	8 10 ↙	7 10 ↙	6 9 ↙	6 9 ↙	6 8 ↙	6 9 ↙	6 9 ↙	7 9 ↙	8 10 ↙	8 13 ↙	9 14 ↙	10 15 ↙	10 15 ↙	10 15 ↙	10 15 ↙	10 15 ↙	9 15 ↙	9 15 ↙	9 16 ↙
Houston Pilots G - 75/76	6 10 ↙	6 10 ↙	7 13 ↙	7 12 ↙	7 12 ↙	8 12 ↙	8 12 ↙	7 10 ↙	7 9 ↙	6 9 ↙	6 9 ↙	7 9 ↙	8 10 ↙	8 13 ↙	9 14 ↙	10 15 ↙	10 15 ↙	12 16 ↙	12 16 ↙	10 16 ↙	10 17 ↙	10 16 ↙	9 16 ↙	9 16 ↙
Houston Pilots F - 63/64	5 10 ↙	6 10 ↙	6 12 ↙	7 10 ↙	7 10 ↙	8 12 ↙	7 10 ↙	7 10 ↙	6 9 ↙	6 9 ↙	6 9 ↙	7 9 ↙	7 10 ↙	8 12 ↙	9 14 ↙	10 15 ↙	10 15 ↙	12 16 ↙	12 16 ↙	12 16 ↙	10 17 ↙	10 16 ↙	9 15 ↙	8 16 ↙
Houston Pilots E - 51/52	5 9 ↙	5 9 ↙	6 12 ↙	6 10 ↙	7 10 ↙	8 10 ↙	7 10 ↙	6 10 ↙	6 9 ↙	6 9 ↙	6 9 ↙	6 9 ↙	7 9 ↙	8 12 ↙	9 13 ↙	10 15 ↙	10 15 ↙	12 16 ↙	12 16 ↙	12 16 ↙	12 17 ↙	10 17 ↙	10 16 ↙	9 16 ↙
Houston Pilots D - 37/38	5 9 ↙	5 9 ↙	6 10 ↙	6 10 ↙	6 10 ↙	7 10 ↙	7 10 ↙	6 10 ↙	6 9 ↙	6 9 ↙	6 9 ↙	6 9 ↙	7 9 ↙	8 12 ↙	8 13 ↙	10 15 ↙	10 15 ↙	12 16 ↙	12 16 ↙	12 17 ↙	12 17 ↙	10 17 ↙	10 16 ↙	9 16 ↙
Houston Pilots C - 25/26	5 9 ↙	5 9 ↙	6 10 ↙	6 9 ↙	6 10 ↙	7 10 ↙	7 10 ↙	6 10 ↙	6 9 ↙	6 9 ↙	6 9 ↙	6 9 ↙	6 9 ↙	7 10 ↙	8 13 ↙	9 14 ↙	10 15 ↙	12 16 ↙	12 16 ↙	12 17 ↙	12 17 ↙	10 17 ↙	10 16 ↙	10 16 ↙
Houston Pilots B - 11/12	5 9 ↙	5 9 ↙	6 10 ↙	6 10 ↙	6 10 ↙	6 10 ↙	6 10 ↙	6 10 ↙	6 9 ↙	6 9 ↙	5 9 ↙	5 9 ↙	6 9 ↙	6 10 ↙	7 12 ↙	8 13 ↙	9 15 ↙	10 15 ↙	10 15 ↙	10 16 ↙	10 16 ↙	10 16 ↙	10 16 ↙	10 16 ↙
Houston Pilots A - 1 & 2 Bravo	3 8 ↙	3 8 ↙	6 10 ↙	6 10 ↙	6 10 ↙	7 10 ↙	7 10 ↙	6 10 ↙	6 9 ↙	6 9 ↙	6 9 ↙	6 9 ↙	7 10 ↙	8 12 ↙	8 13 ↙	9 14 ↙	10 15 ↙	12 16 ↙	12 17 ↙	13 17 ↙	13 17 ↙	12 18 ↙	10 17 ↙	10 17 ↙

NOTE: This is automated data that may/may not agree with the official BAM thinking that's found on the daily slides.
This data should be used as a guide only.

Houston Pilots: SAT. 9/6/2025

Forecast Discussion

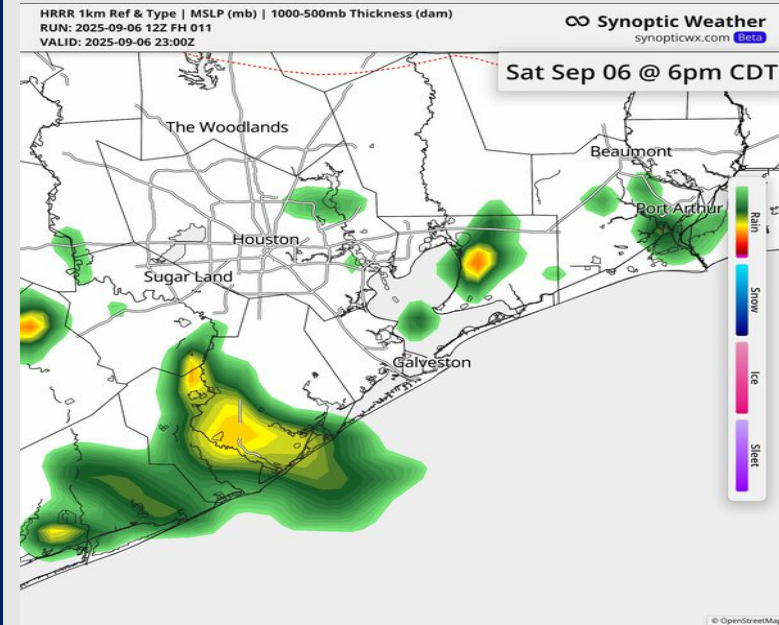
Precip: Scattered storms in play for all stations until 9PM today. Storms will have a lighting risk.

Wind: Winds will be generally out of the S/SE, becoming variable at times. **N of Morgan's Point:** Winds will be at 3 – 8 kts. **S of Morgan's Point:** Winds will be at 4 – 9 kts.

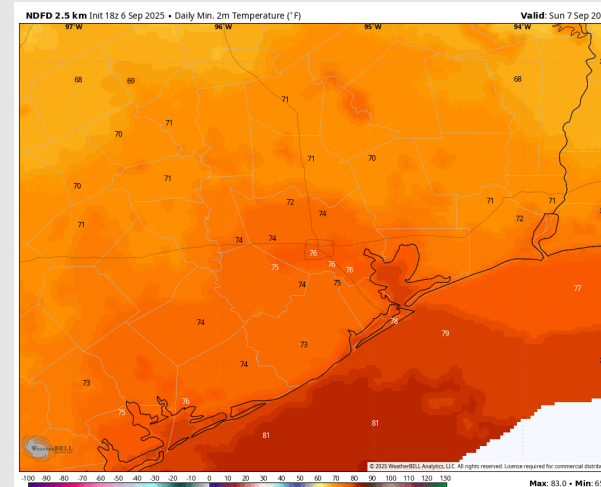
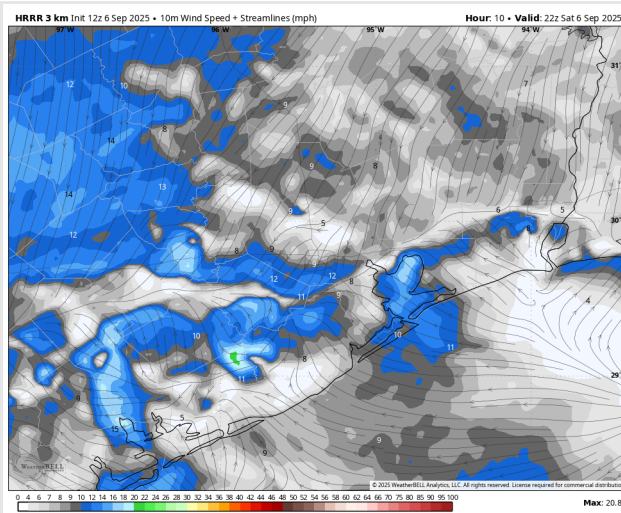
Low Temps: **N of Morgan's Point:** Mid 70 F. **S of Morgan's Point:** High 70s F.

Visibility: No fog concerns today, however, visibilities may be briefly reduced under isolated downpours.

Precip Image: 6 PM CT



Wind Speed:
5 PM CT



Low Temps
SUN AM

Houston Pilots: SUN. 9/7/2025

Forecast Discussion

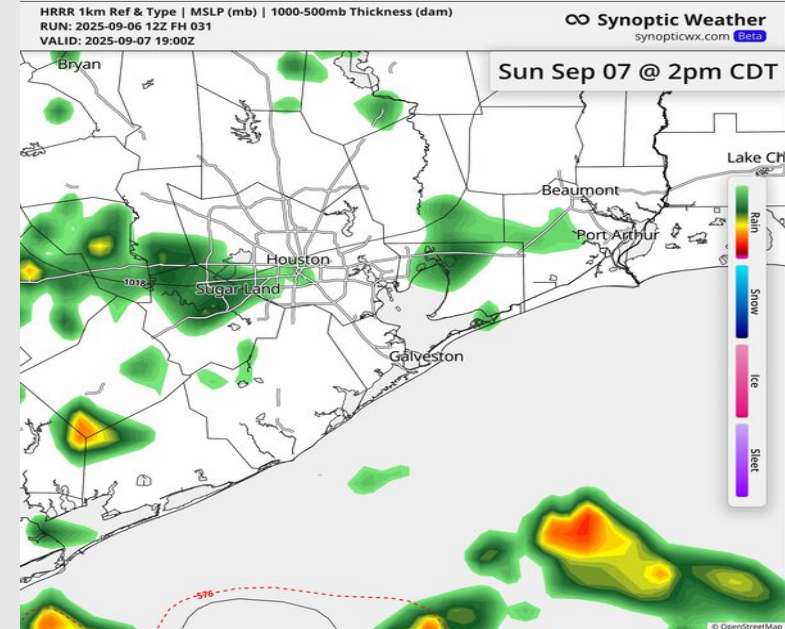
Precip: Scattered showers and storms will be possible from 3AM – 10PM Sunday. Lightning and wind gusts of 20+ kts are possible with storms.

Wind: Winds will be out of the E before transitioning to out of the NE at 1PM. **N of Morgan's Point:** Winds will be at 3 – 8 kts. **S of Morgan's Point:** Winds will be at 7 – 12 kts.

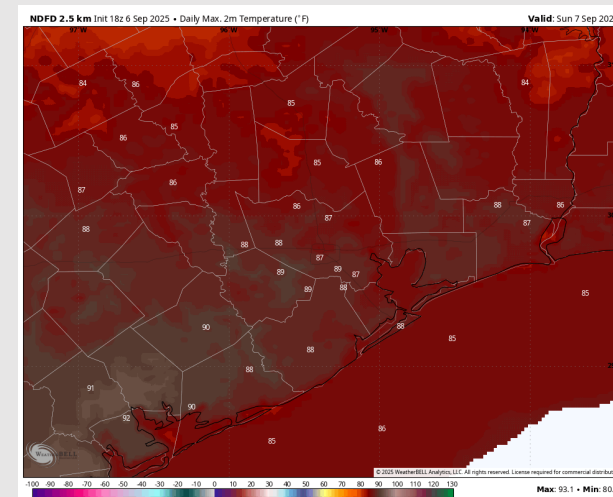
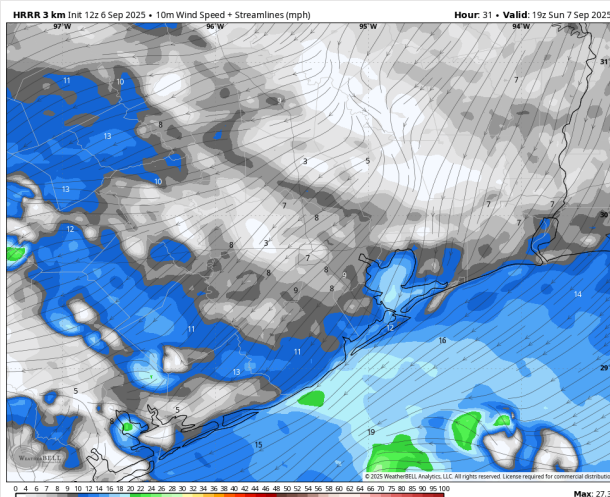
High Temps: **N of Morgan's Point:** High 80s F. **S of Morgan's Point:** High 80s F.

Visibility: No fog concerns Sunday, however, visibilities can be reduced under heavy downpours.

Precip Image: 2 PM CT



Wind Speed:
2 PM CT



High Temps
Sunday

Houston Pilots: MON. 9/8/2025

Forecast Discussion

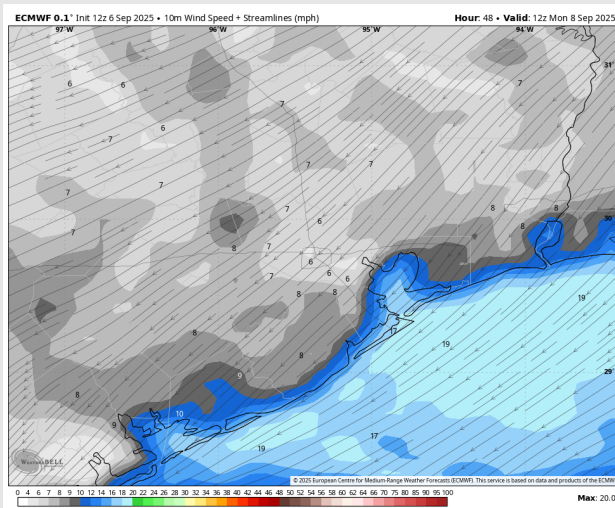
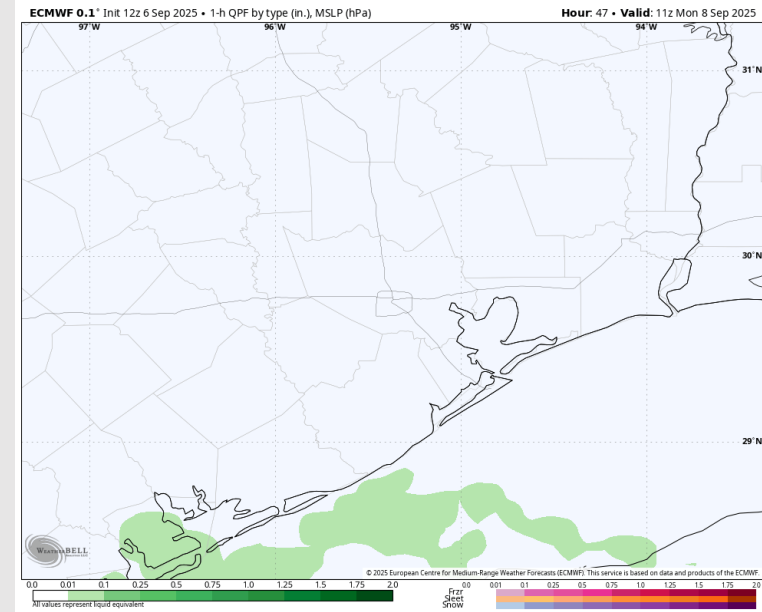
Precip: Mostly dry conditions favored Monday.

Wind: Winds will be out of the ENE Monday. **N of Morgan's Point:** Winds will be at 2 – 7 kts. **S of Morgan's Point:** Winds will be at to 12 – 17 kts. **Wind gusts of 20+ kts possible S of Morgan's Point throughout the day.**

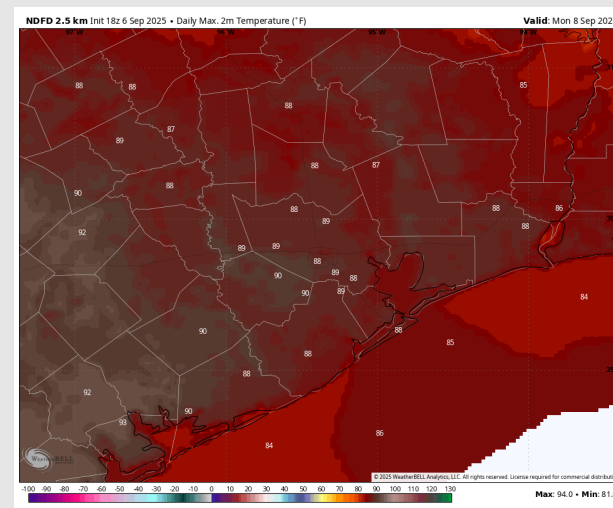
High Temps: **N of Morgan's Point:** High 80s F. **S of Morgan's Point:** High 80s F.

Visibility: No visibility concerns Monday.

Precip Image: 6 AM CT



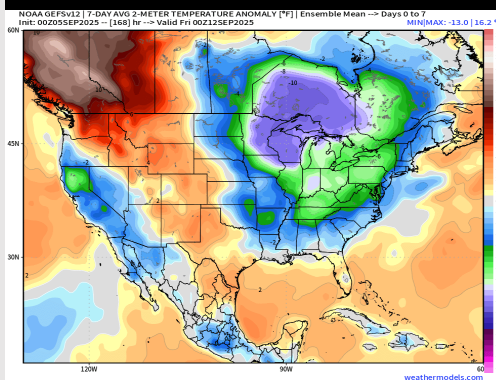
Wind Speed:
7 AM CT



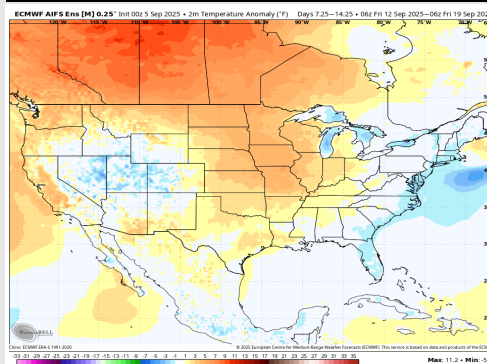
High Temps
Monday

Houston Pilots: 9/6/25

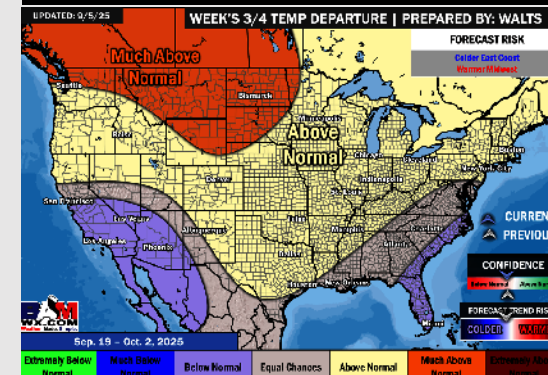
Next 7 Day Temperature Departure



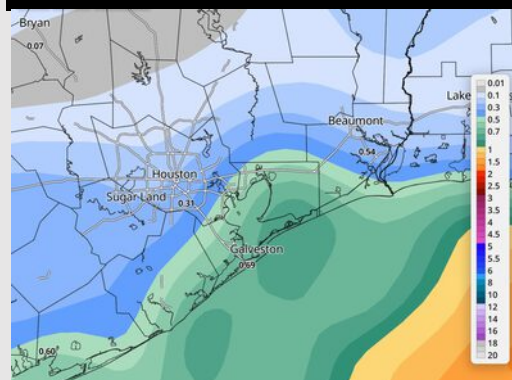
8-14 Day Temperature Departure



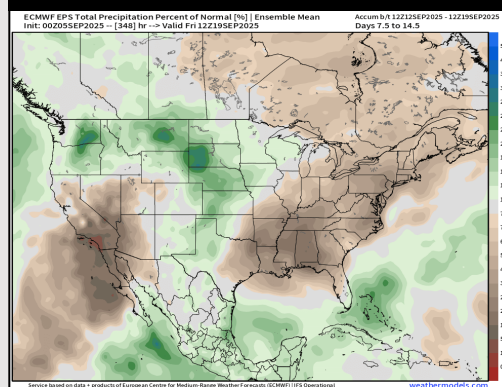
15-30 Day Temperature Departure



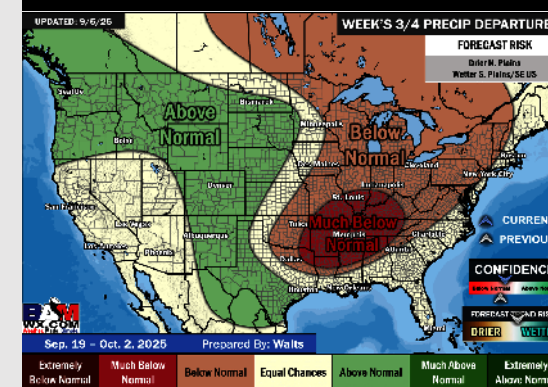
Next 7 Day Total Precipitation



8-14 Day % of Average Precip.



15-30 Day % of Average Precip.



- Temps are expected to be above normal for the next 7 days with drier conditions this weekend before more rain chances to start the week.
- Above normal temperatures and below normal rain chances are favored for days 8 - 14.
- Above normal temperatures are favored for mid to late September with near normal rainfall chances.