

# Houston Pilots Forecast Package



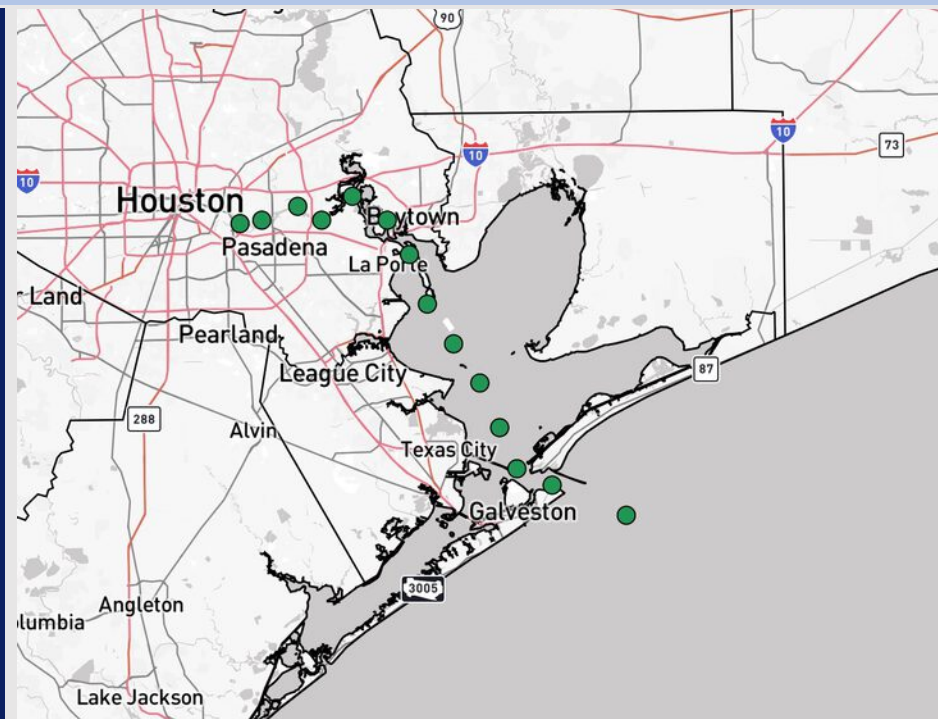
Updated: 10:00 PM CT

Friday, September 5, 2025

Forecaster: Jakeb Wagner

## Weather Headlines

- Scattered storms in play for all stations from 2PM – 9PM today.
- Scattered showers and storms will be possible from 5AM – 9PM Sunday.
- No tropical activity is favored across the next 7-10 days.



Current Radar: 10:00 PM CT

As always, please do not hesitate to reach out to us with any forecast questions at [\(317\)-560-8122](tel:317-560-8122). Press 1 for forecast questions.

You can also access real-time forecast updates and 24/7 meteorological chat assistance on your [Clarity](#) app. Click [here](#) for login assistance.



# Houston Pilots Tropical Update

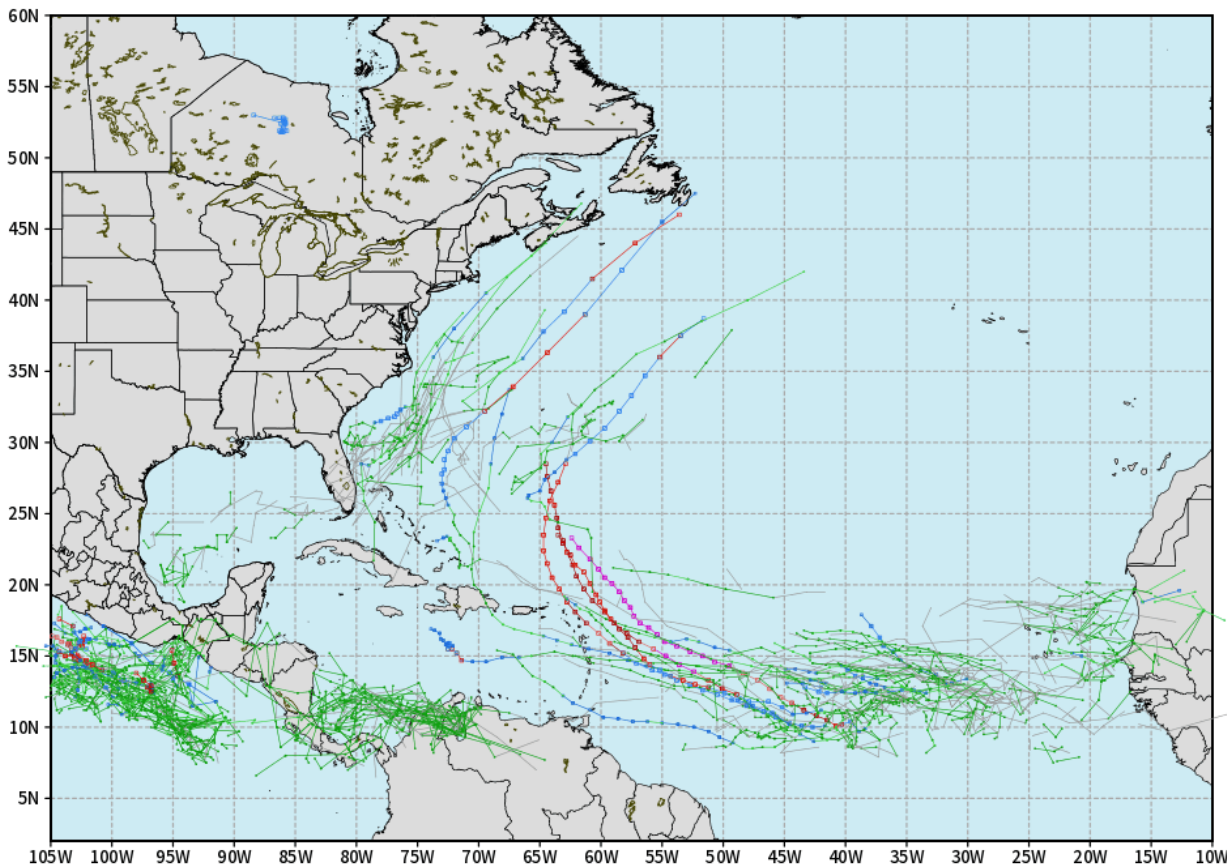
## 10-Day Tropical Outlook

ECMWF ATLANTIC EPS Cyclone Locations --> Next [10-days]  
INIT: 00Z04SEP2025 --> UNTIL 00Z14SEP2025

ECMWF ATLANTIC EPS Cyclone Locations --> Next [10-days]  
INIT: 00Z05SEP2025 --> UNTIL 00Z15SEP2025

o-o ENSEMBLE MEAN  
o-o 1000 - 1010 hPa  
o-o 980 - 999 hPa  
o-o ENSEMBLE MEAN  
o-o 1000 - 1010 hPa  
o-o 980 - 999 hPa

o-o 960 - 979 hPa  
o-o 950 - 959 hPa  
o-o 960 - 979 hPa  
o-o 950 - 959 hPa  
o-o < 950 hPa



[weathermodels.com](http://weathermodels.com)

No tropical development favored in the Gulf over the next 7-10 days.

Monitoring an area of potential development in the Atlantic. Current thinking is that this will recurve out to the Atlantic.

We'll need to watch for an uptick in activity from the 15<sup>th</sup> to the 30<sup>th</sup>.

# Houston Pilots Visibility Chart (miles)



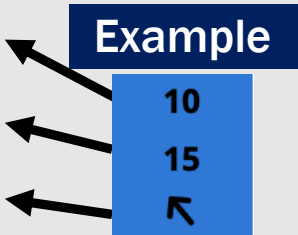
Visibility	Sat 12 am	Sat 1 am	Sat 2 am	Sat 3 am	Sat 4 am	Sat 5 am	Sat 6 am	Sat 7 am	Sat 8 am	Sat 9 am	Sat 10 am	Sat 11 am	Sat 12 pm	Sat 1 pm	Sat 2 pm	Sat 3 pm	Sat 4 pm	Sat 5 pm	Sat 6 pm	Sat 7 pm	Sat 8 pm	Sat 9 pm	Sat 10 pm	Sat 11 pm
Houston Pilots N - 610 Bridge	10	10	10	10	10	10	10	10	10	10	10	10	10	10	10	10	10	10	10	10	10	10	10	10
Houston Pilots M - Kinder 1	10	10	10	10	10	10	10	10	10	10	10	10	10	10	10	10	10	10	10	10	10	10	10	10
Houston Pilots L - Greens Bayou	10	10	10	10	10	10	10	10	10	10	10	10	10	10	10	10	10	10	10	10	10	10	10	10
Houston Pilots K - Shell Crude	10	10	10	10	10	10	10	10	10	10	10	10	10	10	10	10	10	10	10	10	10	10	10	10
Houston Pilots J - Lynchburg Ferries	10	10	10	10	10	10	10	10	10	10	10	10	10	10	10	10	10	10	10	10	10	10	10	10
Houston Pilots I - Exxon 3	10	10	10	10	10	10	10	10	10	10	10	10	10	10	10	10	10	10	10	10	10	10	10	10
Houston Pilots H - Morgans Point	10	10	10	10	10	10	10	10	10	10	10	10	10	10	10	10	10	10	10	10	10	10	10	10
Houston Pilots G - 75/76	10	10	10	10	10	10	10	10	10	10	10	10	10	10	10	10	10	10	10	10	10	10	9	9
Houston Pilots F - 63/64	10	10	10	10	10	10	10	10	10	10	10	10	10	10	10	10	10	10	10	10	10	10	9	9
Houston Pilots E - 51/52	10	10	10	10	10	10	10	10	10	10	10	10	10	10	10	10	10	10	10	10	10	10	10	9
Houston Pilots D - 37/38	10	10	10	10	10	10	10	10	10	10	10	10	10	10	10	10	10	10	10	10	10	10	10	10
Houston Pilots C - 25/26	10	10	10	10	10	10	10	10	10	10	10	10	10	10	10	10	10	10	10	10	10	10	10	10
Houston Pilots B - 11/12	10	10	10	10	10	10	10	10	10	10	10	10	10	10	10	10	10	10	10	10	10	10	10	10
Houston Pilots A - 1 & 2 Bravo	10	10	10	10	10	10	10	10	10	10	10	10	10	10	10	10	10	10	10	10	10	10	10	10

**NOTE: This is automated data that may/may not agree with the official BAM thinking that's found on the daily slides or special visibility report slides. This data should be used as a guide only**

# Houston Pilots Wind Chart



Sustained Wind 10 Knots  
Gusts 15 Knots  
Wind from the SE



Wind	Sat 12 am	Sat 1 am	Sat 2 am	Sat 3 am	Sat 4 am	Sat 5 am	Sat 6 am	Sat 7 am	Sat 8 am	Sat 9 am	Sat 10 am	Sat 11 am	Sat 12 pm	Sat 1 pm	Sat 2 pm	Sat 3 pm	Sat 4 pm	Sat 5 pm	Sat 6 pm	Sat 7 pm	Sat 8 pm	Sat 9 pm	Sat 10 pm	Sat 11 pm
Houston Pilots N - 610 Bridge	6 12 ↗	6 10 ↗	6 9 ↗	5 9 ↗	3 8 ↗	3 7 ↗	3 7 ↗	2 6 ↗	2 6 ↗	2 6 ↗	2 6 ↘	3 7 ↘	3 8 ↘	3 8 ↘	3 8 ↘	3 9 ↘	5 9 ↘	5 10 ↘	6 12 ↘	6 12 ↘	6 12 ↘	5 10 ↘	3 8 ↘	3 8 ↘
Houston Pilots M - Kinder 1	6 12 ↗	6 10 ↗	6 9 ↗	5 9 ↗	3 8 ↗	3 7 ↗	3 7 ↗	2 6 ↗	2 6 ↗	2 6 ↗	2 6 ↘	3 7 ↘	3 8 ↘	3 8 ↘	3 8 ↘	3 9 ↘	5 9 ↘	5 10 ↘	6 12 ↘	6 10 ↘	6 12 ↘	5 10 ↘	3 8 ↘	3 8 ↘
Houston Pilots L - Greens Bayou	6 12 ↗	6 10 ↗	5 9 ↗	5 8 ↗	3 8 ↗	3 7 ↗	3 7 ↗	2 6 ↗	2 6 ↗	2 5 ↘	2 6 ↘	3 7 ↘	3 8 ↘	3 8 ↘	3 8 ↘	3 9 ↘	5 9 ↘	5 10 ↘	6 12 ↘	6 10 ↘	6 10 ↘	5 9 ↘	3 8 ↘	3 7 ↘
Houston Pilots K - Shell Crude	6 12 ↗	6 12 ↗	5 10 ↗	5 9 ↗	3 8 ↗	3 7 ↗	3 7 ↗	2 6 ↗	2 6 ↘	2 5 ↘	2 6 ↘	3 7 ↘	3 7 ↘	3 8 ↘	3 8 ↘	5 9 ↘	5 9 ↘	6 10 ↘	6 12 ↘	6 10 ↘	6 10 ↘	5 9 ↘	3 8 ↘	3 7 ↘
Houston Pilots J - Lynchburg Ferries	6 12 ↗	5 10 ↗	5 10 ↗	3 9 ↗	3 8 ↗	3 7 ↗	2 7 ↗	2 7 ↗	2 5 ↘	2 5 ↘	2 6 ↘	3 7 ↘	3 8 ↘	3 8 ↘	3 8 ↘	3 9 ↘	5 9 ↘	5 10 ↘	5 10 ↘	6 10 ↘	6 10 ↘	3 9 ↘	3 8 ↘	3 7 ↘
Houston Pilots I - Exxon 3	12 16 ↗	10 16 ↗	10 15 ↗	10 14 ↗	8 13 ↗	8 12 ↗	7 9 ↗	6 8 ↗	6 7 ↗	5 7 ↘	5 7 ↘	5 7 ↘	5 8 ↘	6 9 ↘	6 10 ↘	6 10 ↘	7 12 ↘	7 13 ↘	8 13 ↘	8 12 ↘	8 12 ↘	8 12 ↘	7 10 ↘	6 9 ↘
Houston Pilots H - Morgans Point	12 16 ↗	12 16 ↗	10 16 ↗	10 15 ↗	9 13 ↗	8 12 ↗	7 10 ↗	6 9 ↗	6 8 ↗	5 7 ↘	5 7 ↘	5 7 ↘	5 8 ↘	6 9 ↘	6 10 ↘	6 10 ↘	7 10 ↘	7 12 ↘	8 13 ↘	8 12 ↘	8 12 ↘	8 12 ↘	7 10 ↘	7 9 ↘
Houston Pilots G - 75/76	13 18 ↗	13 18 ↗	13 18 ↗	12 17 ↗	10 16 ↗	10 15 ↗	9 13 ↗	8 12 ↗	7 9 ↗	6 7 ↘	6 8 ↘	5 8 ↘	5 8 ↘	5 9 ↘	6 9 ↘	6 10 ↘	6 10 ↘	7 13 ↘	7 13 ↘	8 12 ↘	8 13 ↘	8 13 ↘	8 12 ↘	8 10 ↘
Houston Pilots F - 63/64	13 18 ↗	13 18 ↗	13 17 ↗	12 17 ↗	10 16 ↗	10 15 ↗	9 13 ↗	8 12 ↗	7 10 ↗	6 9 ↗	6 8 ↘	5 8 ↘	5 8 ↘	3 9 ↘	5 9 ↘	5 9 ↘	6 10 ↘	7 12 ↘	7 13 ↘	8 12 ↘	8 12 ↘	8 12 ↘	8 12 ↘	7 10 ↘
Houston Pilots E - 51/52	13 18 ↗	13 18 ↗	13 18 ↗	13 17 ↗	12 16 ↗	10 16 ↗	10 14 ↗	8 13 ↗	8 12 ↗	7 10 ↗	6 9 ↗	6 8 ↘	5 9 ↘	5 9 ↘	5 9 ↘	5 9 ↘	5 9 ↘	6 12 ↘	7 13 ↘	8 12 ↘	8 12 ↘	8 12 ↘	8 12 ↘	7 10 ↘
Houston Pilots D - 37/38	13 18 ↗	13 18 ↗	13 18 ↗	13 17 ↗	12 17 ↗	10 16 ↗	10 15 ↗	9 13 ↗	8 12 ↗	7 10 ↗	6 9 ↗	6 8 ↘	5 8 ↘	5 9 ↘	5 9 ↘	5 9 ↘	5 9 ↘	6 10 ↘	6 12 ↘	7 12 ↘	8 12 ↘	8 12 ↘	8 12 ↘	7 10 ↘
Houston Pilots C - 25/26	13 18 ↗	13 17 ↗	13 17 ↗	12 17 ↗	10 16 ↗	10 16 ↗	10 15 ↗	9 13 ↗	8 12 ↗	7 10 ↗	6 9 ↗	6 8 ↘	5 8 ↘	5 8 ↘	5 8 ↘	5 8 ↘	5 9 ↘	6 10 ↘	6 12 ↘	7 10 ↘	8 12 ↘	8 12 ↘	7 12 ↘	7 10 ↘
Houston Pilots B - 11/12	10 17 ↗	10 17 ↗	10 16 ↗	10 16 ↗	9 16 ↗	9 16 ↗	8 15 ↗	8 14 ↗	7 13 ↗	6 10 ↗	6 9 ↗	5 8 ↘	5 8 ↘	3 8 ↘	5 8 ↘	5 8 ↘	5 8 ↘	6 10 ↘	6 12 ↘	6 12 ↘	7 12 ↘	7 12 ↘	6 12 ↘	6 10 ↘
Houston Pilots A - 1 & 2 Bravo	13 18 ↗	13 20 ↗	13 18 ↗	13 17 ↗	13 17 ↗	12 17 ↗	10 16 ↗	10 15 ↗	9 14 ↗	8 12 ↗	6 10 ↗	5 8 ↘	3 8 ↘	3 8 ↘	3 7 ↘	3 7 ↘	3 7 ↘	6 10 ↘	6 12 ↘	7 12 ↘	7 12 ↘	8 12 ↘	8 13 ↘	8 12 ↘

NOTE: This is automated data that may/may not agree with the official BAM thinking that's found on the daily slides.  
This data should be used as a guide only.

# Houston Pilots: SAT. 9/6/2025

## Forecast Discussion

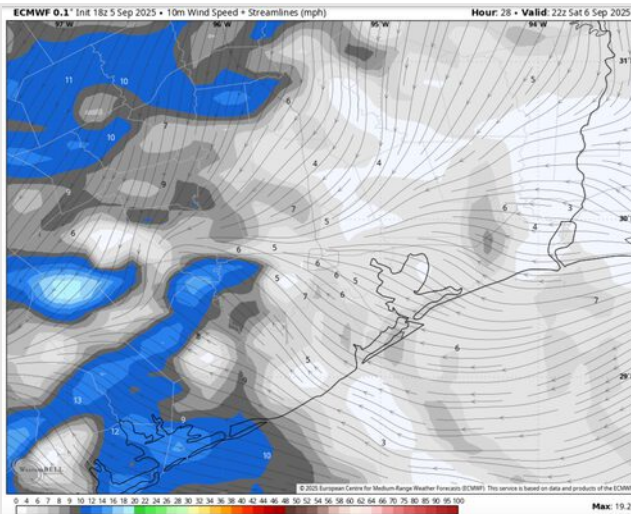
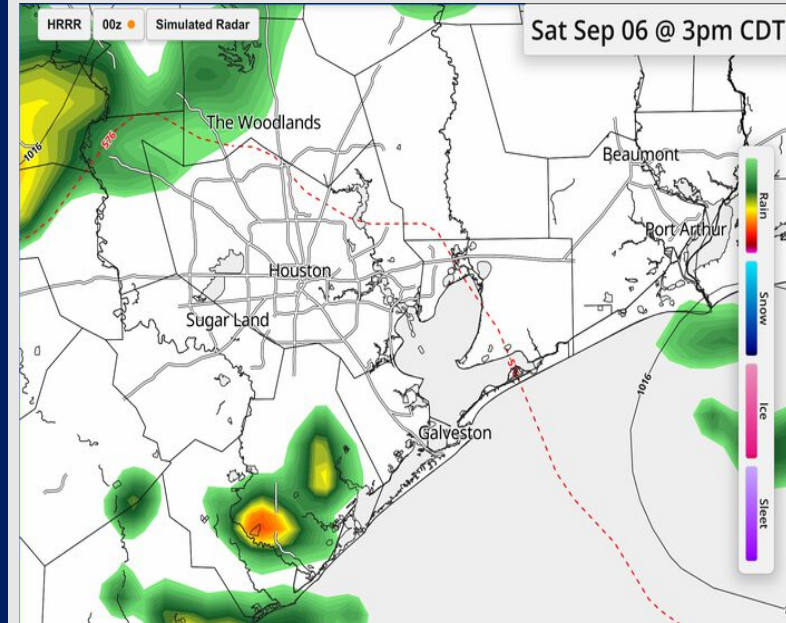
**Precip:** Scattered storms in play for all stations from 2PM – 9PM today.

**Wind:** Winds will be generally out of the S/SW, becoming variable at times. **N of Morgan's Point:** Winds will be at 2 – 7 kts. **S of Morgan's Point:** Winds will be at 5 – 10 kts through 9AM before decreasing to 2 – 7 kts the rest of the day.

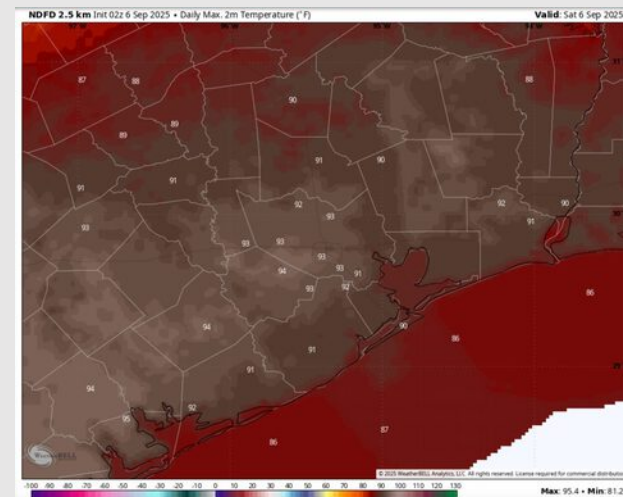
**High Temps:** **N of Morgan's Point:** Low 90 F. **S of Morgan's Point:** Near 90 F.

**Visibility:** No fog concerns today, however, visibilities may be briefly reduced under isolated downpours.

## Precip Image: 3 PM CT



**Wind Speed:**  
5 PM CT



**High Temps**  
**Today**

# Houston Pilots: SUN. 9/7/2025

## Forecast Discussion

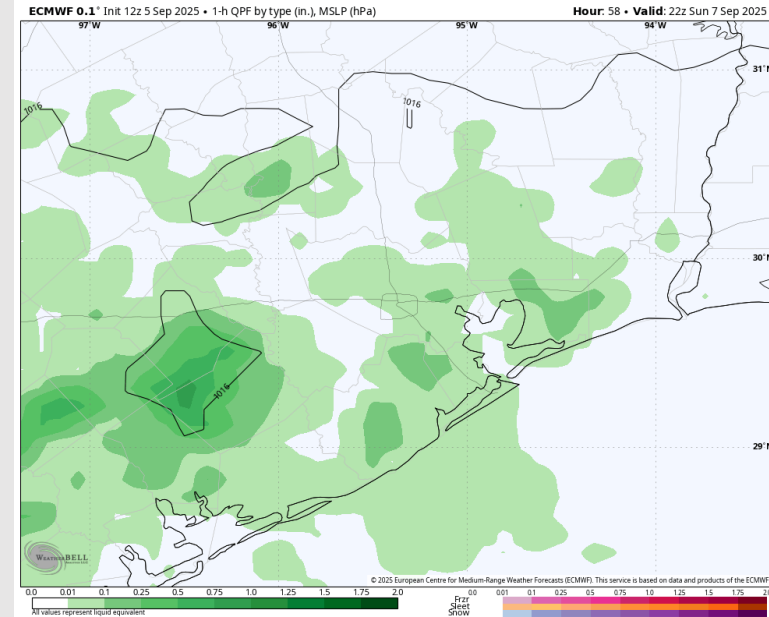
**Precip:** Scattered showers and storms will be possible from 5AM – 9PM Sunday.

**Wind:** Winds will be out of the E before transitioning to out of the NE at 6PM. **N of Morgan's Point:** Winds will be at 2 – 6 kts. **S of Morgan's Point:** Winds will be at 5 – 10 kts.

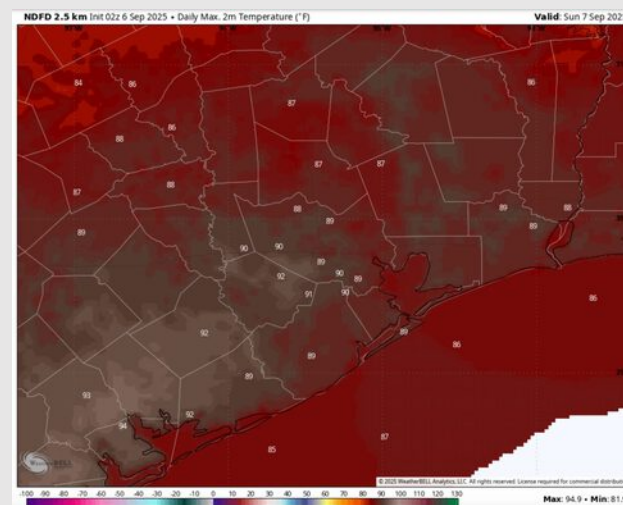
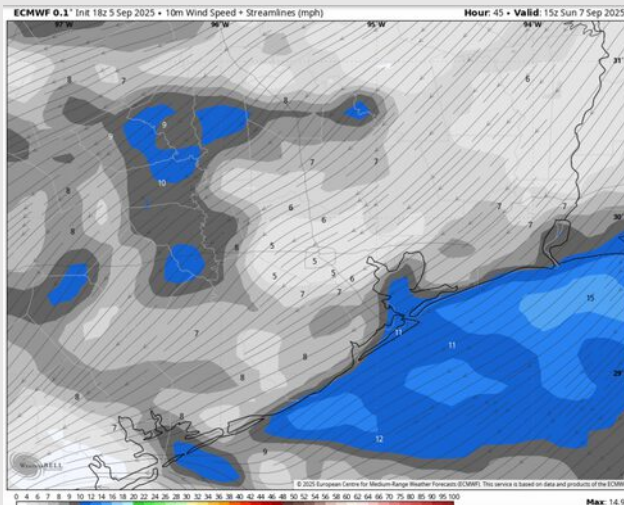
**High Temps:** **N of Morgan's Point:** Near 90 F. **S of Morgan's Point:** Upper 80s F.

**Visibility:** No fog concerns Sunday, however, visibilities can be reduced under heavy downpours.

## Precip Image: 5 PM CT



Wind Speed:  
10 AM CT



High Temps  
Sunday

# Houston Pilots: MON. 9/8/2025

## Forecast Discussion

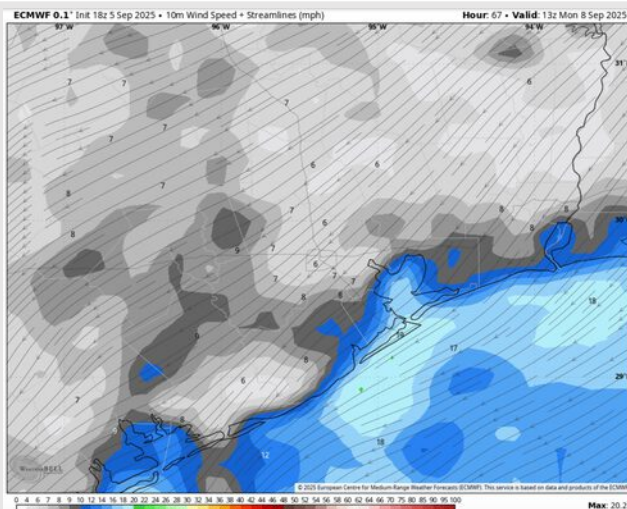
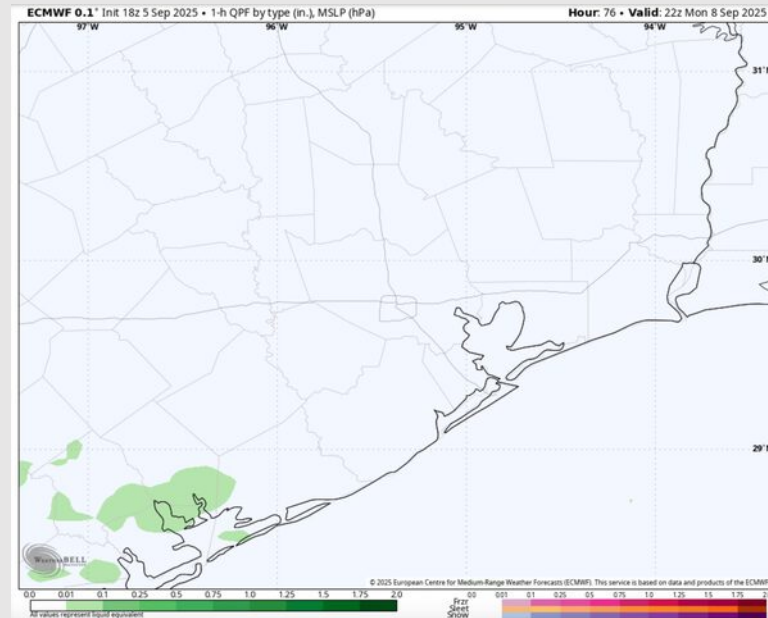
**Precip:** Mostly dry conditions favored Monday.

**Wind:** Winds will be out of the ENE Monday. **N of Morgan's Point:** Winds will be at 2 – 7 kts. **S of Morgan's Point:** Winds will be at to 11 – 16 kts.

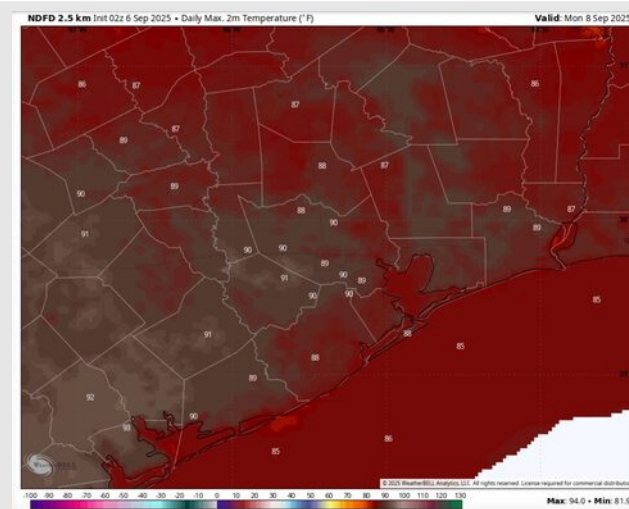
**High Temps:** **N of Morgan's Point:** Low 90s F. **S of Morgan's Point:** Upper 80s F.

**Visibility:** No visibility concerns Monday.

## Precip Image: 5 PM CT



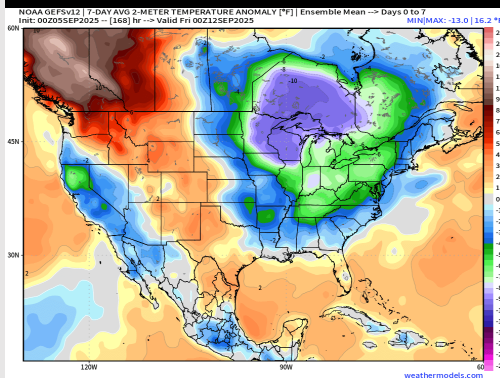
**Wind Speed:**  
7 PM CT



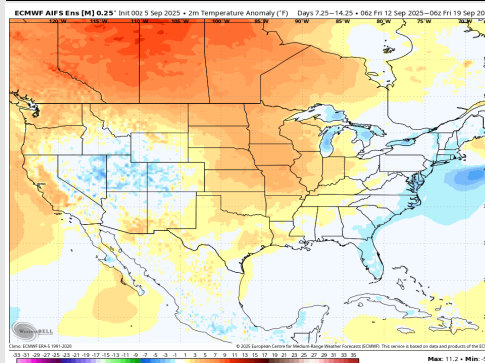
**High Temps**  
**Monday**

# Houston Pilots: 9/6/25

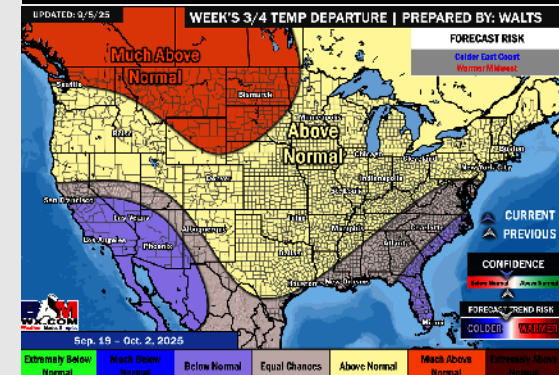
## Next 7 Day Temperature Departure



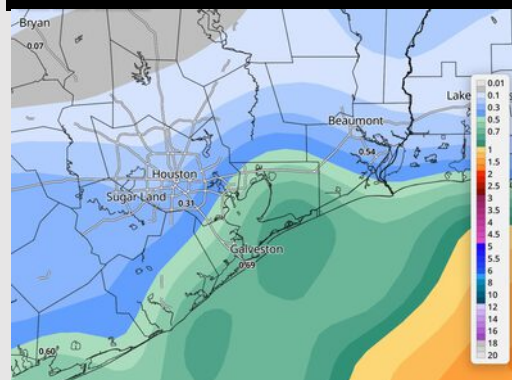
## 8-14 Day Temperature Departure



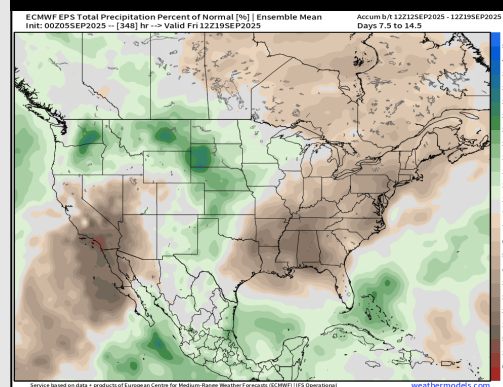
## 15-30 Day Temperature Departure



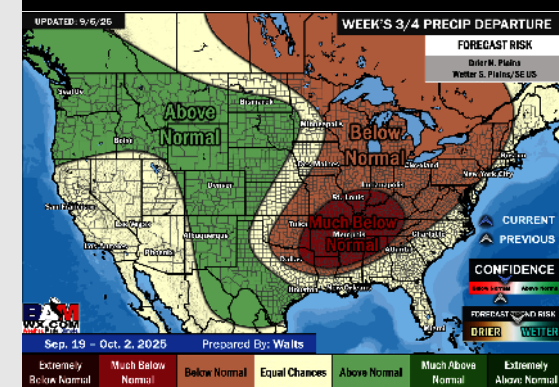
## Next 7 Day Total Precipitation



## 8-14 Day % of Average Precip.



## 15-30 Day % of Average Precip.



- Temps are expected to be above normal for the next 7 days with drier conditions this weekend before more rain chances to start the week.
- Above normal temperatures and below normal rain chances are favored for days 8 – 14.
- Above normal temperatures are favored for mid to late September with near normal rainfall chances.