



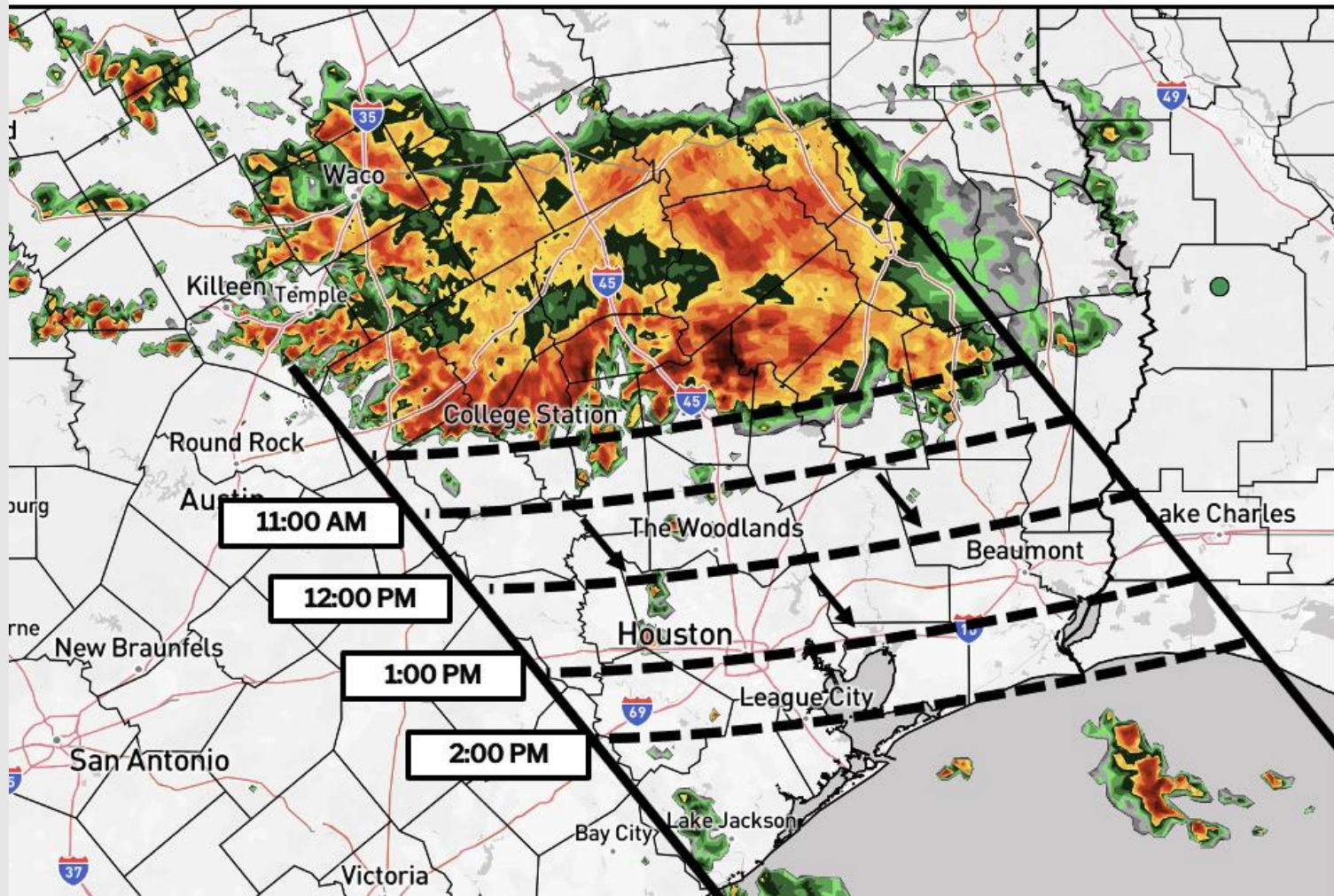
Arrival Timing of Storms

Current: 10:00 AM CT 8/31/25

Forecaster: Kleitsch



- ✓ Graphic depicts estimated arrival timing of storm cluster.
- ✓ Heavy downpours, lightning, and gusty winds up to 20 kts will be possible.



Houston Pilots Forecast Package



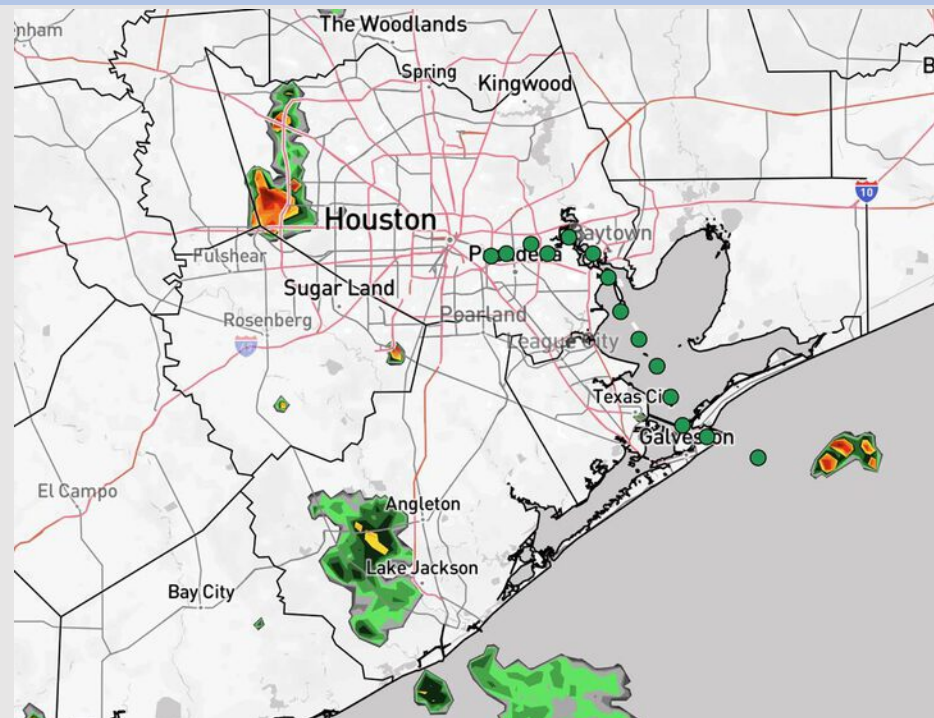
Updated: 10:05 AM CT

Sunday, August 31, 2025

Forecaster: Hope Kleitsch

Weather Headlines

- Scattered showers and storms possible at times over the next 72 hours.
- **Risks for lightning, heavy downpours and 20-25+ kts wind gusts possible with any storms.**
- No tropical activity is favored across the next 7-10 days.



Current Radar: 10:05 AM CT

As always, please do not hesitate to reach out to us with any forecast questions at **(317)-560-8122**. Press **1** for forecast questions.

You can also access real-time forecast updates and 24/7 meteorological chat assistance on your **Clarity** app. Click [here](#) for login assistance.

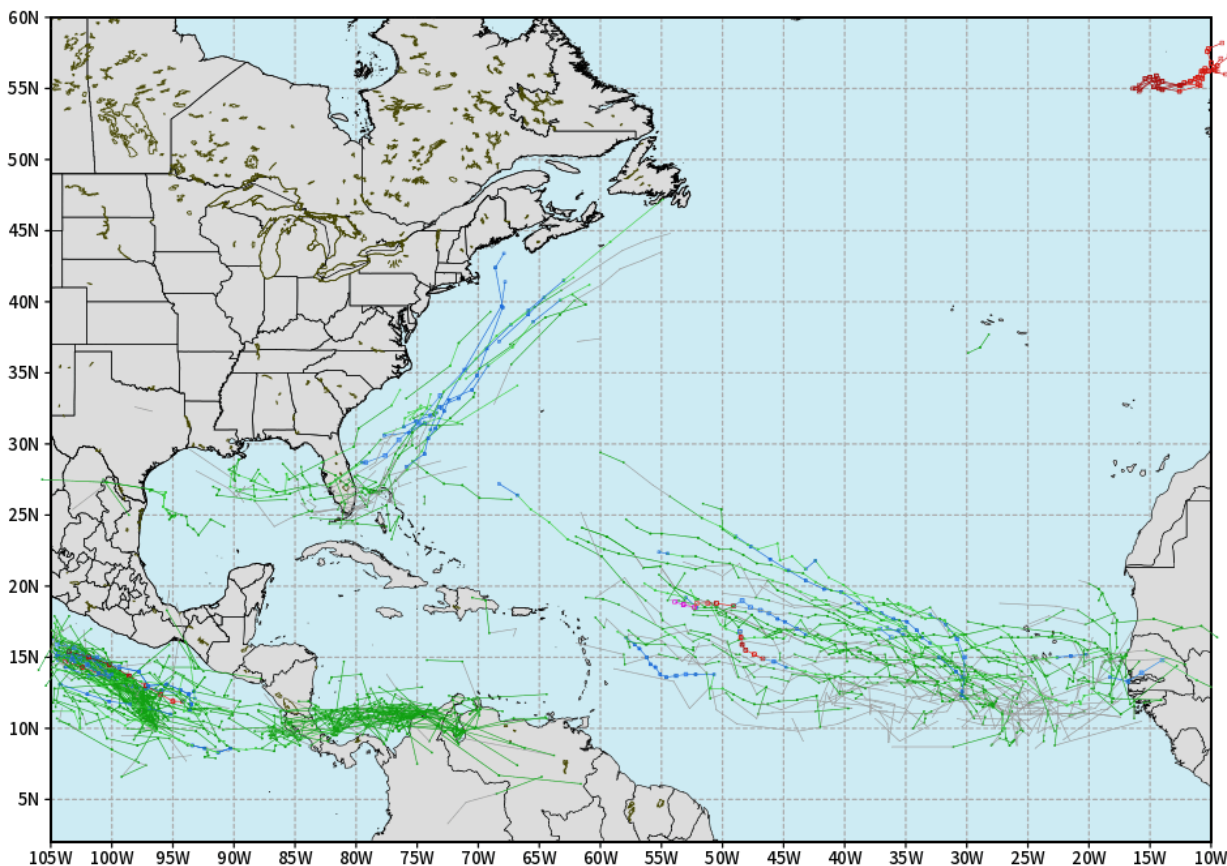


Houston Pilots Tropical Update

10-Day Tropical Outlook

ECMWF ATLANTIC EPS Cyclone Locations --> Next [10-days]
INIT: 12Z30AUG2025 --> UNTIL 12Z09SEP2025

o-o ENSEMBLE MEAN
o-o 1000 - 1010 hPa
o-o 980 - 999 hPa
o-o 960 - 979 hPa
o-o 950 - 959 hPa
o-o < 950 hPa



weathermodels.com

No tropical development favored in the Gulf over the next 7-10 days.

Let's keep an eye for a potential uptick the second week of September.

Houston Pilots Visibility Chart (miles)



Visibility	Sat 11 pm	Sun 12 am	Sun 1 am	Sun 2 am	Sun 3 am	Sun 4 am	Sun 5 am	Sun 6 am	Sun 7 am	Sun 8 am	Sun 9 am	Sun 10 am	Sun 11 am	Sun 12 pm	Sun 1 pm	Sun 2 pm	Sun 3 pm	Sun 4 pm	Sun 5 pm	Sun 6 pm	Sun 7 pm	Sun 8 pm	Sun 9 pm	Sun 10 pm
Houston Pilots N - 610 Bridge	10	10	10	10	10	10	10	10	10	10	10	7.9	10	9	10	9	7.9	6.9	7.9	9	10	10	10	10
Houston Pilots M - Kinder 1	10	10	10	10	10	10	10	10	10	10	10	7.9	10	9	10	9	7.9	6.9	7.9	9	10	10	10	10
Houston Pilots L - Greens Bayou	10	10	10	10	10	10	10	10	10	10	10	7.9	10	9	10	9	7.9	6.9	7.9	9	10	10	10	10
Houston Pilots K - Shell Crude	10	10	10	10	10	10	10	10	10	10	10	7.9	10	9	10	9	7.9	6.9	7.9	9	10	10	10	10
Houston Pilots J - Lynchburg Ferries	10	10	10	10	10	10	10	10	10	10	10	7.9	10	9	9	9	7.9	6.9	6.9	9	10	10	10	10
Houston Pilots I - Exxon 3	10	10	10	10	10	10	10	10	10	10	10	7.9	10	9	9	9	7.9	6.9	7.9	9	10	10	10	10
Houston Pilots H - Morgans Point	10	10	10	10	10	10	10	10	10	10	10	7.9	7.9	9	9	9	7.9	6.9	6.9	9	10	10	10	10
Houston Pilots G - 75/76	10	10	10	10	10	10	10	10	10	9	6.9	6.9	6.9	6.9	6.9	6.9	6.9	6.9	6.9	6.9	6.9	6.9	10	10
Houston Pilots F - 63/64	10	10	10	10	10	10	9	10	10	8	6.9	6.9	6.9	6.9	6.9	6.9	6.9	6.9	6.9	6.9	6.9	6.9	10	10
Houston Pilots E - 51/52	10	10	10	9	9	9	8	9	9	8	6.9	6.9	6.9	6.9	6.9	6.9	6.9	6.9	5.9	5.9	5.9	6.9	10	10
Houston Pilots D - 37/38	10	10	10	9	8	8	8	9	9	8	6.9	6.9	6.9	6.9	6.9	6.9	6.9	6.9	5.9	5.9	5.9	5.9	10	10
Houston Pilots C - 25/26	9	9	9	9	8	8	8	9	9	8	6.9	6.9	6.9	6.9	6.9	6.9	6.9	5.9	5.9	5.9	5.9	5.9	10	10
Houston Pilots B - 11/12	9	9	9	9	8	8	8	9	9	8	6.9	6.9	6.9	6.9	6.9	6.9	6.9	5.9	5.9	5.9	5.9	5.9	10	10
Houston Pilots A - 1 & 2 Bravo	9	9	9	9	8	9	8	9	10	9	8	7.9	6.9	6.9	6.9	6.9	6.9	6.9	5.9	5.9	5.9	5.9	10	10

NOTE: This is automated data that may/may not agree with the official BAM thinking that's found on the daily slides or special visibility report slides. This data should be used as a guide only

Houston Pilots Wind Chart



Sustained Wind 10 Knots
Gusts 15 Knots
Wind from the SE



Wind	Sat 11 pm	Sun 12 am	Sun 1 am	Sun 2 am	Sun 3 am	Sun 4 am	Sun 5 am	Sun 6 am	Sun 7 am	Sun 8 am	Sun 9 am	Sun 10 am	Sun 11 am	Sun 12 pm	Sun 1 pm	Sun 2 pm	Sun 3 pm	Sun 4 pm	Sun 5 pm	Sun 6 pm	Sun 7 pm	Sun 8 pm	Sun 9 pm	Sun 10 pm
Houston Pilots N - 610 Bridge	3	3	2	2	2	2	2	2	3	3	3	3	3	5	5	5	5	5	6	6	6	5	5	3
	7	7	6	6	5	5	7	6	7	7	7	7	8	9	10	10	10	12	12	12	10	10	9	7
	↖	↖	↖	↖	↖	↖	↖	↖	↖	↖	↖	↖	↖	↖	↖	↖	↖	↖	↖	↖	↖	↖	↖	
Houston Pilots M - Kinder 1	3	3	2	2	2	2	2	2	3	3	3	3	3	5	5	6	6	5	6	6	6	5	3	3
	7	7	6	6	5	5	6	6	7	7	7	7	8	9	10	10	10	12	12	12	10	10	9	7
	↖	↖	↖	↖	↖	↖	↖	↖	↖	↖	↖	↖	↖	↖	↖	↖	↖	↖	↖	↖	↖	↖	↖	
Houston Pilots L - Greens Bayou	3	3	2	2	2	2	2	2	2	3	3	3	3	5	5	6	6	6	6	6	6	5	3	3
	7	7	5	6	5	5	6	5	7	7	7	7	8	9	10	10	10	12	10	12	10	9	9	7
	↖	↖	↖	↖	↖	↖	↖	↖	↖	↖	↖	↖	↖	↖	↖	↖	↖	↖	↖	↖	↖	↖	↖	
Houston Pilots K - Shell Crude	3	2	2	2	2	2	2	2	2	3	3	3	3	5	5	6	6	6	6	6	5	5	3	3
	7	7	6	6	5	5	6	5	7	7	7	7	8	9	10	10	10	12	10	12	10	9	9	7
	↖	↖	↖	↖	↖	↖	↖	↖	↖	↖	↖	↖	↖	↖	↖	↖	↖	↖	↖	↖	↖	↖	↖	
Houston Pilots J - Lynchburg Ferries	3	2	2	2	1	2	2	2	2	3	3	3	3	5	5	6	6	6	5	5	5	5	3	3
	7	6	5	6	5	5	6	5	6	7	7	7	9	9	10	10	10	12	10	10	10	9	9	7
	↖	↖	↖	↖	↖	↖	↖	↖	↖	↖	↖	↖	↖	↖	↖	↖	↖	↖	↖	↖	↖	↖	↖	
Houston Pilots I - Exxon 3	6	6	6	6	6	6	6	6	6	6	6	6	6	6	7	7	7	8	8	7	8	8	7	6
	9	8	8	8	8	8	8	8	8	8	8	8	10	10	12	12	12	13	13	13	12	12	10	9
	↖	↖	↖	↖	↖	↖	↖	↖	↖	↖	↖	↖	↖	↖	↖	↖	↖	↖	↖	↖	↖	↖	↖	
Houston Pilots H - Morgans Point	6	6	6	6	6	6	6	6	6	6	6	6	6	6	7	7	7	8	8	7	8	8	7	7
	9	8	8	8	8	8	8	8	8	9	9	9	10	10	12	12	12	13	13	13	12	12	10	9
	↖	↖	↖	↖	↖	↖	↖	↖	↖	↖	↖	↖	↖	↖	↖	↖	↖	↖	↖	↖	↖	↖	↖	
Houston Pilots G - 75/76	7	7	6	6	6	6	6	6	6	7	7	7	7	6	6	7	7	7	7	7	8	8	8	8
	10	9	9	9	9	9	9	9	9	10	10	10	12	12	12	12	12	13	13	13	13	12	12	10
	↖	↖	↖	↖	↖	↖	↖	↖	↖	↖	↖	↖	↖	↖	↖	↖	↖	↖	↖	↖	↖	↖	↖	
Houston Pilots F - 63/64	7	7	6	6	6	6	6	6	6	7	7	7	7	6	6	6	6	7	7	7	7	8	8	8
	10	9	9	9	9	9	9	9	9	10	10	10	12	12	12	12	12	13	13	13	12	12	12	10
	↖	↖	↖	↖	↖	↖	↖	↖	↖	↖	↖	↖	↖	↖	↖	↖	↖	↖	↖	↖	↖	↖	↖	
Houston Pilots E - 51/52	7	6	6	6	6	6	6	6	6	7	7	7	7	6	6	6	6	6	6	7	7	8	8	8
	9	9	9	9	9	8	8	9	9	9	10	10	12	12	12	12	12	13	12	13	12	12	12	10
	↖	↖	↖	↖	↖	↖	↖	↖	↖	↖	↖	↖	↖	↖	↖	↖	↖	↖	↖	↖	↖	↖	↖	
Houston Pilots D - 37/38	7	6	6	6	6	6	6	6	6	6	6	6	7	6	6	6	6	6	6	7	7	8	8	8
	9	9	9	9	8	8	8	8	9	9	9	10	12	12	12	12	12	12	12	13	12	12	12	10
	↖	↖	↖	↖	↖	↖	↖	↖	↖	↖	↖	↖	↖	↖	↖	↖	↖	↖	↖	↖	↖	↖	↖	
Houston Pilots C - 25/26	6	6	6	6	6	6	6	6	6	6	6	6	6	6	6	6	6	6	6	6	7	8	8	8
	9	9	9	9	8	8	8	8	8	9	9	9	10	10	12	12	10	12	12	12	12	12	12	10
	↖	↖	↖	↖	↖	↖	↖	↖	↖	↖	↖	↖	↖	↖	↖	↖	↖	↖	↖	↖	↖	↖	↖	
Houston Pilots B - 11/12	6	6	5	5	5	5	5	5	5	6	6	6	6	6	6	6	6	6	6	6	7	7	7	6
	9	9	9	8	8	8	8	8	8	9	9	9	10	10	12	12	12	12	12	13	12	12	12	12
	↖	↖	↖	↖	↖	↖	↖	↖	↖	↖	↖	↖	↖	↖	↖	↖	↖	↖	↖	↖	↖	↖	↖	
Houston Pilots A - 1 & 2 Bravo	6	6	6	6	6	6	6	6	6	6	6	6	6	6	6	6	6	6	7	7	8	8	8	8
	10	9	9	9	9	8	8	8	8	9	9	9	10	10	12	12	12	12	12	13	13	13	13	13
	↖	↖	↖	↖	↖	↖	↖	↖	↖	↖	↖	↖	↖	↖	↖	↖	↖	↖	↖	↖	↖	↖	↖	

NOTE: This is automated data that may/may not agree with the official BAM thinking that's found on the daily slides.
This data should be used as a guide only.

Houston Pilots: SUN. 8/31/2025

Forecast Discussion

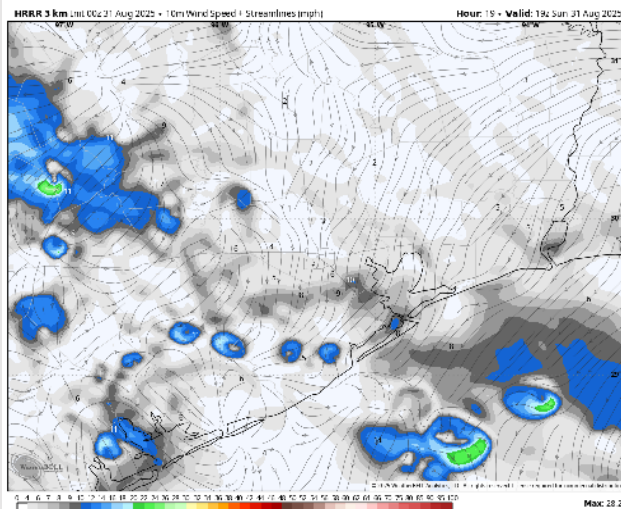
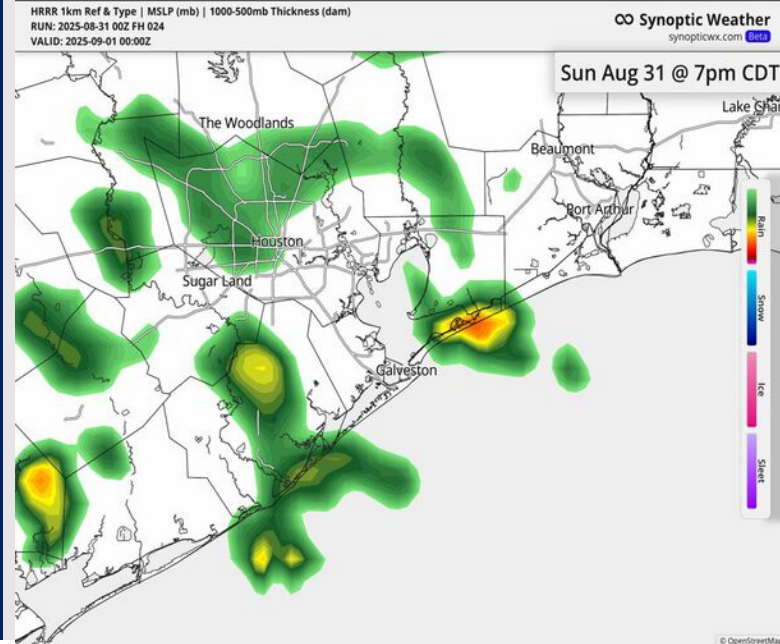
Precip: Hit/miss showers in play for all Stations from 10 AM to 4 PM. Scattered showers and storms then possible from 4PM – 9PM. **Storms** will be capable of producing lightning, heavy downpours and wind gusts of 20-25 kts.

Wind: Winds will be variable with a tendency to blow from the E. **N of Morgan's Point:** Winds will be at 1 – 6 kts. **S of Morgan's Point:** Winds will be at 3 – 8 kts.

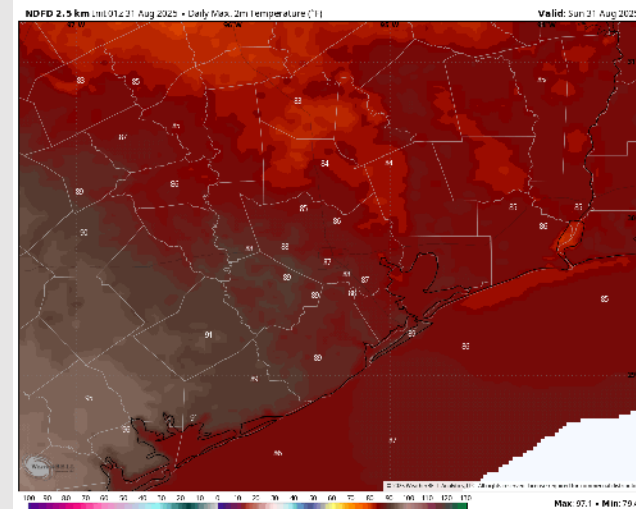
High Temps: **N of Morgan's Point:** Upper 80s F. **S of Morgan's Point:** High 80s F.

Visibility: No fog concerns today, however, visibilities may be reduced under heavier downpours.

Precip Image: 7 PM CT



Wind Speed:
2 PM CT



High Temps
Today

Houston Pilots: MON. 9/1/2025

Forecast Discussion

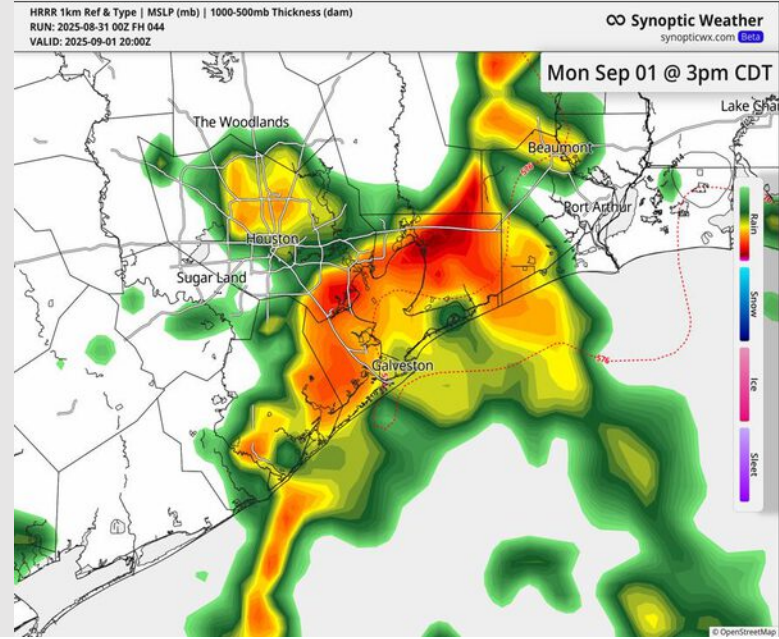
Precip: Scattered to widespread showers and storms in play for all Stations after 10 AM Monday. **Storms will be capable of producing lightning, heavy downpours and wind gusts of 25-30 kts.**

Wind: Winds will be variable Monday. **N of Morgan's Point:** Winds will be at 1 – 6 kts. **S of Morgan's Point:** Winds will be at 3 – 8 kts.

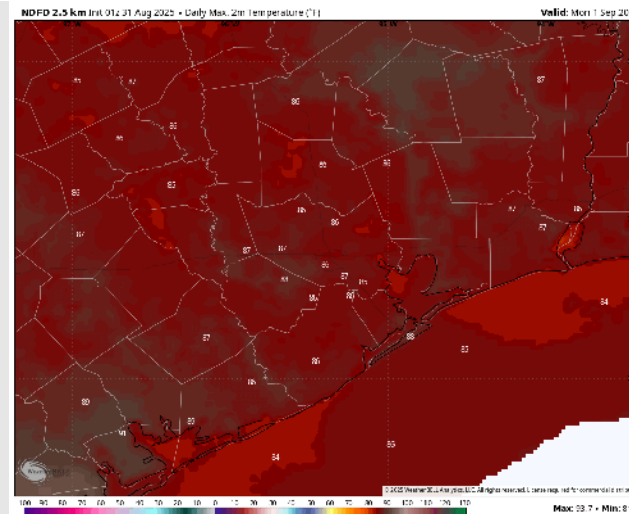
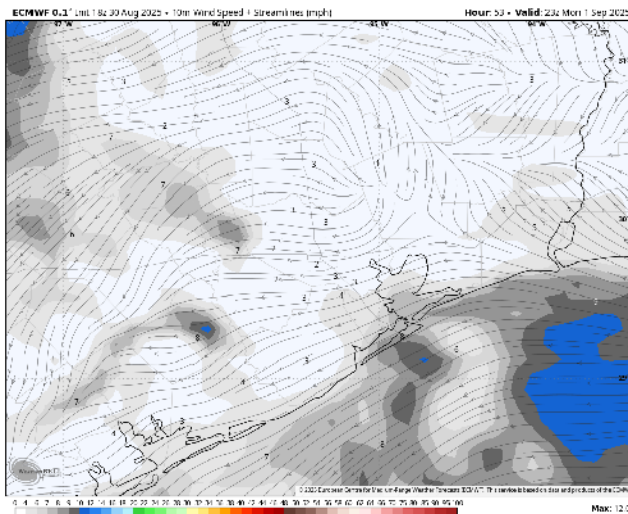
High Temps: **N of Morgan's Point:** Mid 80s F. **S of Morgan's Point:** Mid 80s F.

Visibility: No fog concerns Monday, however, visibilities may be reduced under heavier downpours.

Precip Image: 3 PM CT



Wind Speed:
6 PM CT



High Temps
Monday

Houston Pilots: TUE. 9/2/2025

Forecast Discussion

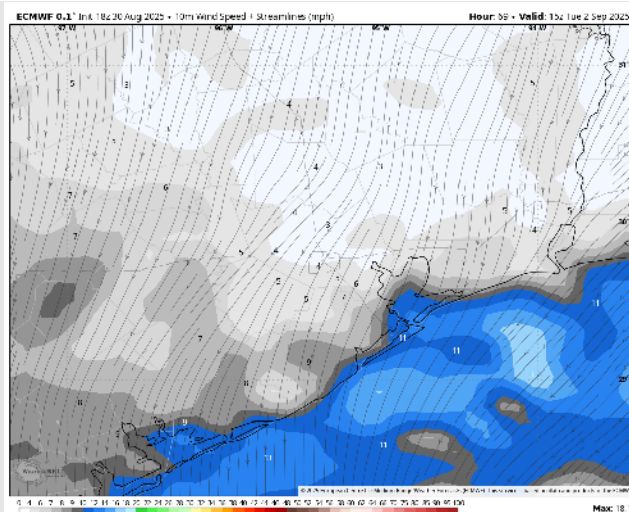
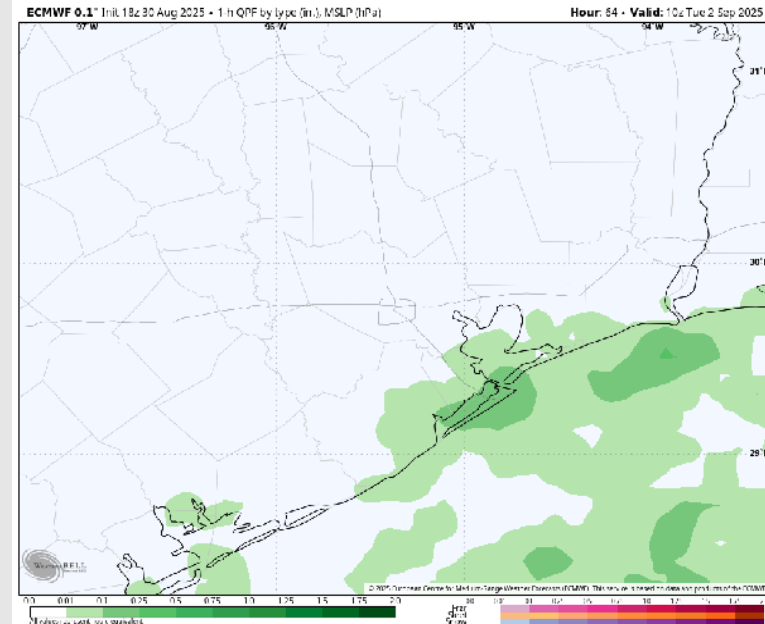
Precip: Scattered showers and storms in play S of Morgan's Point through 7 PM. **Storms will be capable of producing lightning, heavy downpours and wind gusts of 20-25 kts.**

Wind: Winds will be variable throughout the day today, with a tendency to blow from the E/NE. **N of Morgan's Point:** Winds will be at 2 – 7 kts. **S of Morgan's Point:** Winds will be at to 3 – 8 kts through 10 AM before increasing to 6 – 11 kts. **Brief non-thunderstorm wind gusts of 20 kts will be in play at the Boarding Station from 10 AM to 1 PM.**

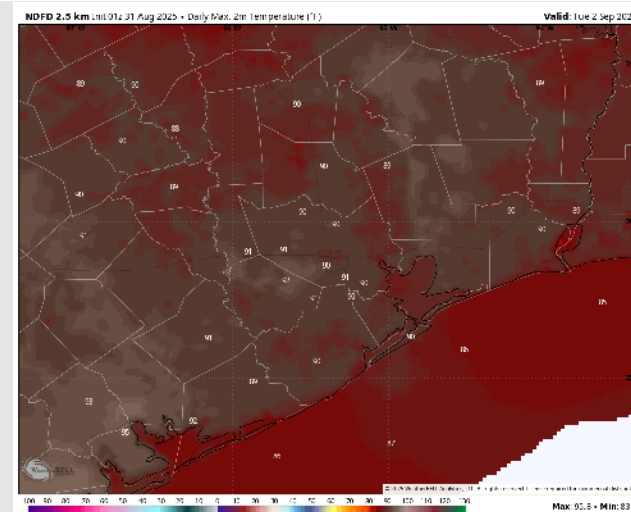
High Temps: **N of Morgan's Point:** Low 90s F. **S of Morgan's Point:** High 80s / Near 90 F.

Visibility: No fog concerns for Tuesday, however, visibilities can be briefly reduced under heavy downpours.

Precip Image: 5 AM CT



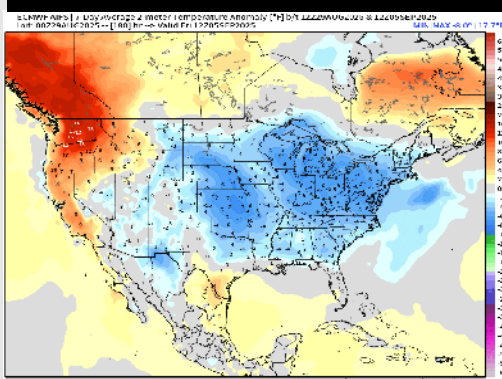
Wind Speed:
10 AM CT



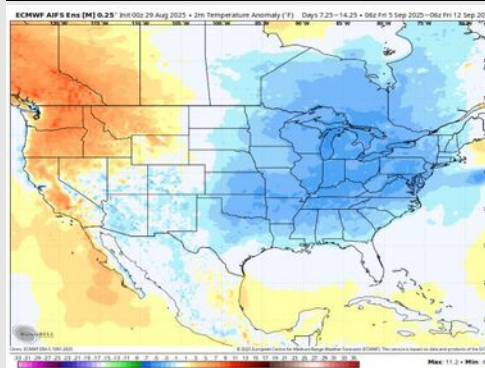
High Temps
Tuesday

Houston Pilots: 8/31/25

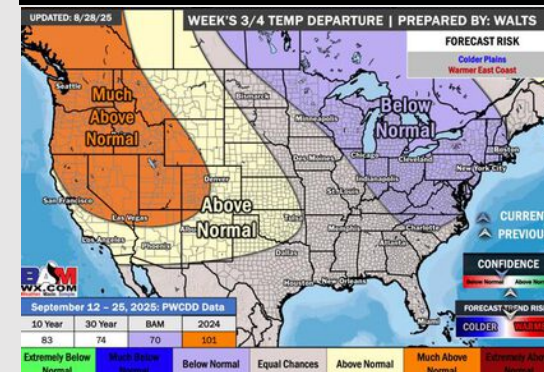
Next 7 Day Temperature Departure



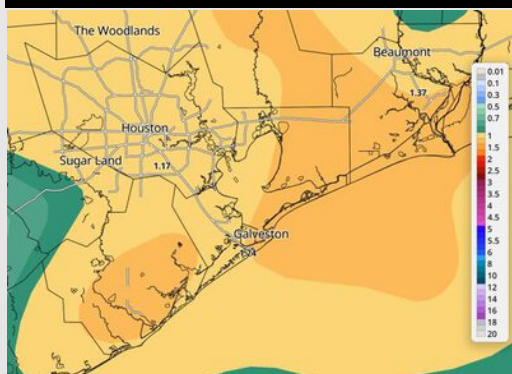
8-14 Day Temperature Departure



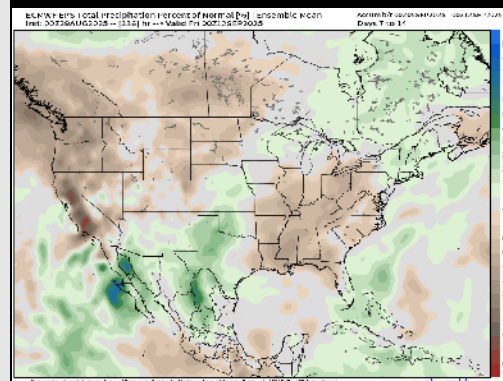
15-30 Day Temperature Departure



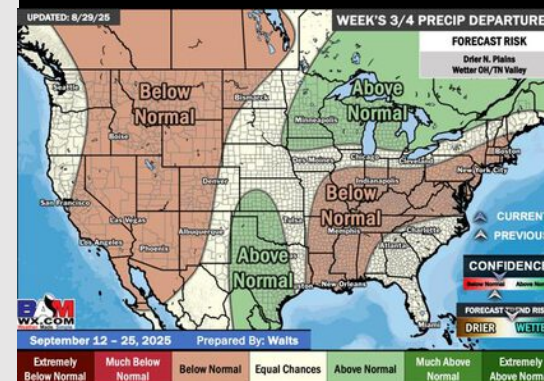
Next 7 Day Total Precipitation



8-14 Day % of Average Precip.



15-30 Day % of Average Precip.



- Temps are expected to be near normal for the next 7 days with scattered rain chances bringing a few downpours through the weekend.
- Near normal temperatures and below normal rain chances are favored for days 8 – 14.
- Near normal temperatures are favored for mid to late September with near normal rainfall chances.