

# Houston Pilots Forecast Package



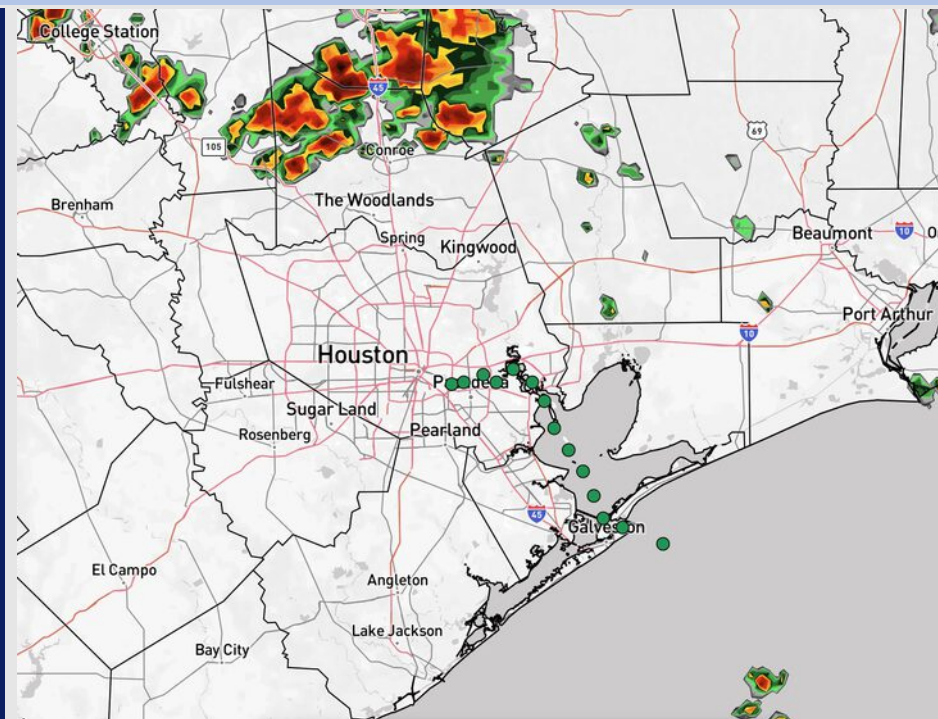
Updated: 2:05 PM CT

Friday, August 29, 2025

Forecaster: Sam Lang

## Weather Headlines

- Scattered storms expected tonight from 3 - 11PM for all stations.
- A few storms will be possible that will hold the risk for lightning, heavy downpours, and a few gusts of 30+ kts.
- No tropical activity is favored across the next 7-10 days.



Current Radar: 2:05 PM CT

As always, please do not hesitate to reach out to us with any forecast questions at [\(317\)-560-8122](tel:317-560-8122). Press 1 for forecast questions.

You can also access real-time forecast updates and 24/7 meteorological chat assistance on your [Clarity](#) app. Click [here](#) for login assistance.

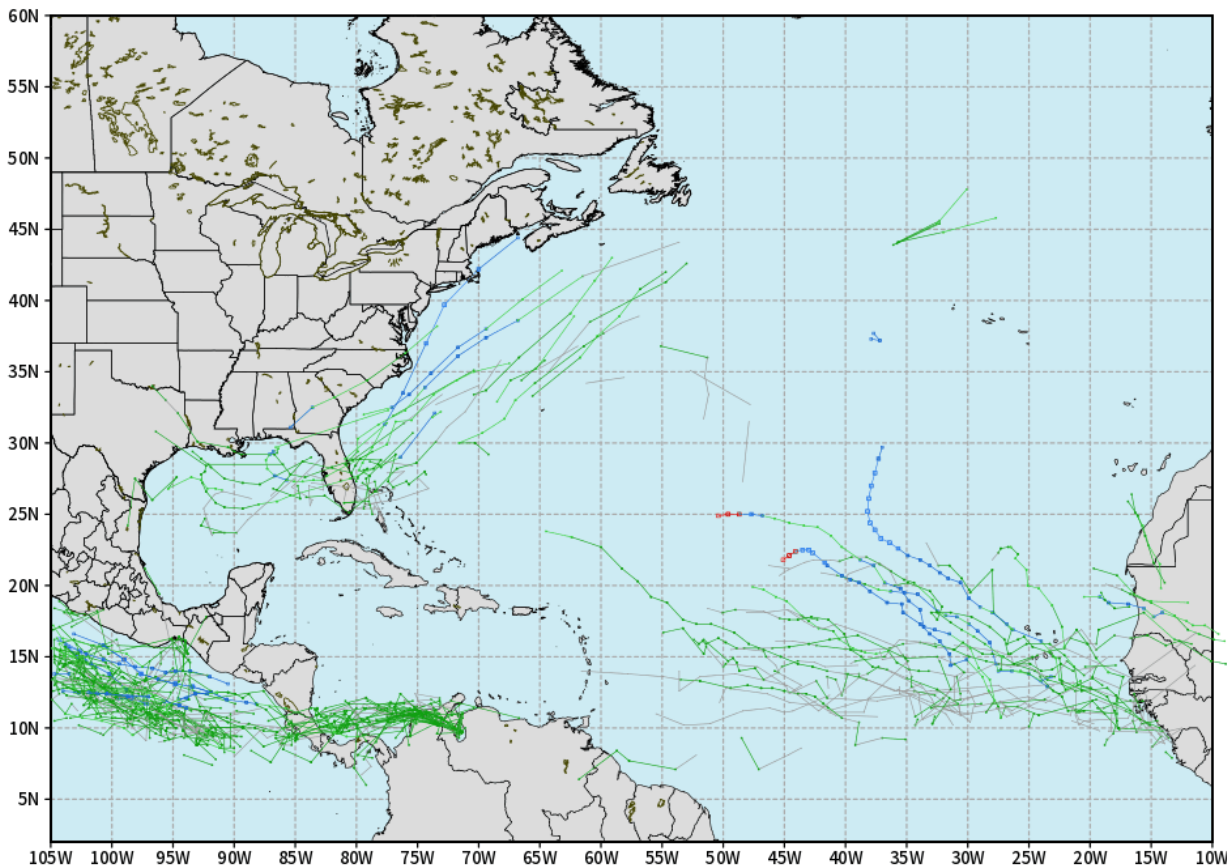


# Houston Pilots Tropical Update

## 10-Day Tropical Outlook

ECMWF ATLANTIC EPS Cyclone Locations --> Next [10-days]  
INIT: 00Z29AUG2025 --> UNTIL 00Z08SEP2025

o-o ENSEMBLE MEAN  
o-o 1000 - 1010 hPa  
o-o 980 - 999 hPa  
o-o 960 - 979 hPa  
o-o 950 - 959 hPa  
o-o < 950 hPa



[weathermodels.com](http://weathermodels.com)

No tropical development favored in the Gulf over the next 7-10 days.

Let's keep an eye for a potential uptick the second week of September.

# Houston Pilots Visibility Chart (miles)



Visibility	Fri 4 pm	Fri 5 pm	Fri 6 pm	Fri 7 pm	Fri 8 pm	Fri 9 pm	Fri 10 pm	Fri 11 pm	Sat 12 am	Sat 1 am	Sat 2 am	Sat 3 am	Sat 4 am	Sat 5 am	Sat 6 am	Sat 7 am	Sat 8 am	Sat 9 am	Sat 10 am	Sat 11 am	Sat 12 pm	Sat 1 pm	Sat 2 pm	Sat 3 pm
Houston Pilots N - 610 Bridge	10	10	10	10	10	10	10	10	10	10	10	10	10	7.9	9	10	6.9	6.9	10	10	10	10	10	10
Houston Pilots M - Kinder 1	10	10	10	10	10	10	10	10	10	10	10	10	10	7.9	9	9	6.9	6.9	10	10	10	10	10	10
Houston Pilots L - Greens Bayou	10	10	10	10	10	10	10	10	10	10	10	10	9	7.9	9	7.9	6.9	6.9	10	10	10	10	10	10
Houston Pilots K - Shell Crude	10	10	10	10	10	10	10	10	10	10	10	10	10	7.9	9	9	6.9	6.9	10	10	10	10	10	10
Houston Pilots J - Lynchburg Ferries	10	10	10	10	10	10	10	10	10	10	10	10	9	7.9	9	7.9	6.9	6.9	10	10	10	10	10	10
Houston Pilots I - Exxon 3	10	10	10	10	10	10	10	10	10	10	10	10	9	7.9	9	9	6.9	6.9	10	10	10	10	10	10
Houston Pilots H - Morgans Point	10	10	10	10	10	10	10	10	10	10	10	10	10	9	9	9	6.9	6.9	10	10	10	10	10	10
Houston Pilots G - 75/76	10	10	10	10	10	10	10	10	10	10	10	10	10	9	10	10	10	7.9	10	10	10	10	10	10
Houston Pilots F - 63/64	10	10	10	10	10	10	10	10	10	10	10	10	10	9	10	10	10	7.9	10	10	10	10	10	10
Houston Pilots E - 51/52	10	10	10	10	10	10	10	10	10	10	10	10	10	10	10	10	10	9	10	10	10	10	10	10
Houston Pilots D - 37/38	10	10	10	10	10	10	10	10	10	10	10	10	10	10	10	10	10	9	10	10	10	10	10	10
Houston Pilots C - 25/26	10	10	10	10	10	10	10	10	10	10	10	10	10	10	10	10	10	9	10	10	10	10	10	10
Houston Pilots B - 11/12	10	10	10	10	10	10	10	10	10	10	10	10	10	10	10	10	10	9	10	10	10	10	10	10
Houston Pilots A - 1 & 2 Bravo	10	10	10	10	10	10	10	10	10	10	10	10	10	10	10	10	10	10	10	10	10	10	10	10

**NOTE:** This is automated data that may/may not agree with the official BAM thinking that's found on the daily slides or special visibility report slides. This data should be used as a guide only

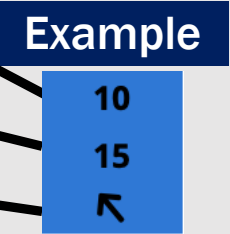
# Houston Pilots Wind Chart



## Forecast Confidence



Sustained Wind 10 Knots  
Gusts 15 Knots  
Wind from the SE



Wind	Fri 4 pm	Fri 5 pm	Fri 6 pm	Fri 7 pm	Fri 8 pm	Fri 9 pm	Fri 10 pm	Fri 11 pm	Sat 12 am	Sat 1 am	Sat 2 am	Sat 3 am	Sat 4 am	Sat 5 am	Sat 6 am	Sat 7 am	Sat 8 am	Sat 9 am	Sat 10 am	Sat 11 am	Sat 12 pm	Sat 1 pm	Sat 2 pm	Sat 3 pm
Houston Pilots N - 610 Bridge	5	5	6	6	7	6	6	5	5	3	3	3	3	3	3	3	3	3	3	3	3	3	3	3
	9	12	12	13	14	13	10	10	9	8	8	7	7	7	7	7	7	7	7	8	8	8	8	9
	↘	↖	↖	↖	↖	↖	↖	↗	↗	↗	↗	↗	↘	↘	↘	↖	↖	↖	↘	↘	↘	↘	↘	↘
Houston Pilots M - Kinder 1	5	6	6	6	7	6	6	5	5	3	3	3	3	3	3	3	3	3	3	3	3	3	3	3
	9	12	12	13	14	13	10	10	9	8	8	7	7	7	7	7	7	7	7	8	8	9	8	9
	↘	↖	↖	↖	↖	↖	↖	↗	↗	↗	↗	↗	↘	↘	↘	↖	↖	↖	↘	↘	↘	↘	↘	↘
Houston Pilots L - Greens Bayou	5	6	6	6	6	6	6	5	3	3	3	3	3	3	3	2	3	3	3	3	3	3	3	3
	10	12	12	13	14	13	10	9	8	8	7	7	7	7	7	7	7	7	7	8	8	8	8	9
	↖	↖	↖	↖	↖	↖	↖	↗	↗	↗	↗	↗	↘	↘	↘	↖	↖	↖	↘	↘	↘	↘	↘	↘
Houston Pilots K - Shell Crude	6	6	6	6	7	6	6	5	3	3	3	3	3	3	3	2	3	3	3	3	3	3	3	5
	10	12	12	13	13	13	10	10	9	8	7	7	7	7	7	7	7	7	7	8	8	8	8	9
	↖	↖	↖	↖	↖	↖	↖	↗	↗	↗	↗	↗	↘	↘	↘	↖	↖	↖	↘	↘	↘	↘	↘	↘
Houston Pilots J - Lynchburg Ferries	5	6	6	6	6	6	5	5	3	3	3	3	2	2	2	2	2	2	3	3	3	3	3	3
	10	12	12	13	13	13	10	9	8	8	7	7	7	7	6	6	7	6	7	8	8	8	8	9
	↖	↖	↖	↖	↖	↖	↖	↗	↗	↗	↗	↗	↘	↘	↘	↖	↖	↖	↘	↘	↘	↘	↘	↘
Houston Pilots I - Exxon 3	8	8	8	10	10	10	9	9	8	8	8	7	7	6	6	6	6	6	6	6	6	6	6	6
	12	13	14	15	15	14	14	13	12	12	10	10	9	9	8	8	8	8	8	9	9	10	10	10
	↖	↖	↖	↖	↖	↖	↖	↖	↗	↗	↗	↗	↘	↘	↘	↘	↘	↘	↘	↘	↘	↘	↘	↘
Houston Pilots H - Morgans Point	8	8	9	10	10	10	9	9	8	8	8	7	6	6	6	6	6	6	6	6	6	6	6	6
	12	13	14	15	15	14	14	13	12	12	10	10	9	9	9	9	9	8	8	9	9	10	10	10
	↖	↖	↖	↖	↖	↖	↖	↖	↗	↗	↗	↗	↘	↘	↘	↘	↘	↘	↘	↘	↘	↘	↘	↘
Houston Pilots G - 75/76	7	8	9	10	10	10	10	10	9	9	8	8	8	8	7	7	7	6	6	6	6	6	6	6
	13	14	15	15	15	15	15	15	14	13	13	12	10	10	10	10	10	9	9	9	9	10	10	10
	↖	↖	↖	↖	↖	↖	↖	↖	↗	↗	↗	↗	↘	↘	↘	↘	↘	↘	↘	↘	↘	↘	↘	↘
Houston Pilots F - 63/64	7	8	9	9	10	10	10	10	9	8	8	8	8	8	7	7	7	6	6	6	6	5	5	6
	12	14	14	15	15	14	14	14	13	13	13	12	12	10	10	10	10	9	9	9	9	10	9	10
	↖	↖	↖	↖	↖	↖	↖	↖	↗	↗	↗	↗	↘	↘	↘	↘	↘	↘	↘	↘	↘	↘	↘	↘
Houston Pilots E - 51/52	6	8	8	9	10	10	10	10	9	9	8	8	8	8	7	7	7	6	6	6	6	6	6	6
	12	13	14	15	15	14	14	14	14	13	13	12	12	10	10	10	10	9	9	10	9	10	10	10
	↗	↖	↖	↖	↖	↖	↖	↖	↖	↖	↖	↖	↖	↘	↘	↘	↘	↘	↘	↘	↘	↘	↘	↘
Houston Pilots D - 37/38	6	8	8	9	10	10	10	10	9	9	9	8	8	8	7	7	7	6	6	6	6	6	6	6
	12	13	14	15	15	14	14	14	14	14	13	12	12	10	10	10	10	9	9	9	9	10	10	10
	↗	↖	↖	↖	↖	↖	↖	↖	↖	↖	↖	↖	↖	↘	↘	↘	↘	↘	↘	↘	↘	↘	↘	↘
Houston Pilots C - 25/26	6	8	8	8	9	9	9	9	8	8	8	8	8	8	7	7	7	6	6	6	6	6	6	6
	12	13	13	14	15	13	14	14	13	13	13	12	12	10	10	10	10	9	9	9	9	10	9	9
	↗	↖	↖	↖	↖	↖	↖	↖	↖	↖	↖	↖	↖	↘	↘	↘	↘	↘	↘	↘	↘	↘	↘	↘
Houston Pilots B - 11/12	6	7	8	8	8	8	8	8	8	7	7	7	6	6	6	6	6	6	6	6	6	6	6	6
	12	13	13	14	14	13	13	13	13	13	13	12	12	10	10	10	10	9	9	9	9	10	9	10
	↗	↖	↖	↖	↖	↖	↖	↖	↖	↖	↖	↖	↖	↘	↘	↘	↘	↘	↘	↘	↘	↘	↘	↘
Houston Pilots A - 1 & 2 Bravo	6	7	8	8	8	8	9	9	9	9	9	8	8	8	8	7	7	7	6	6	6	5	5	5
	10	13	13	14	14	13	14	14	14	14	14	13	13	12	12	10	10	10	10	10	9	10	9	9
	↗	↖	↖	↖	↖	↖	↖	↖	↖	↖	↖	↖	↖	↖	↖	↖	↖	↖	↖	↖	↖	↖	↖	↖

NOTE: This is automated data that may/may not agree with the official BAM thinking that's found on the daily slides.  
This data should be used as a guide only.



# Houston Pilots: FRI. 8/29/2025

## Forecast Discussion

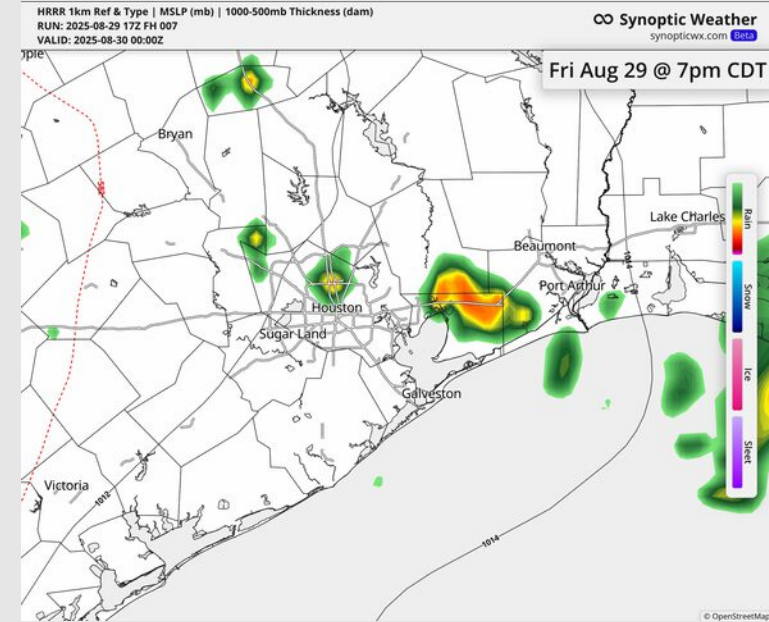
**Precip:** Scattered storms expected from 3 - 11PM for all stations. A few storms will be possible that will hold the risk for lightning, heavy downpours, and a few gusts of 30+ kts.

**Wind:** Winds will generally be out of the SW, becoming variable at times. **N of Morgan's Point:** Winds will be at 4 – 9 kts. **S of Morgan's Point:** Winds will be at 5 – 10 kts.

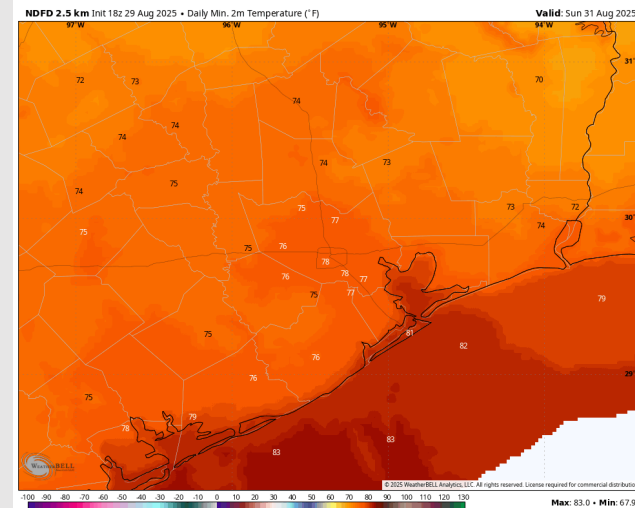
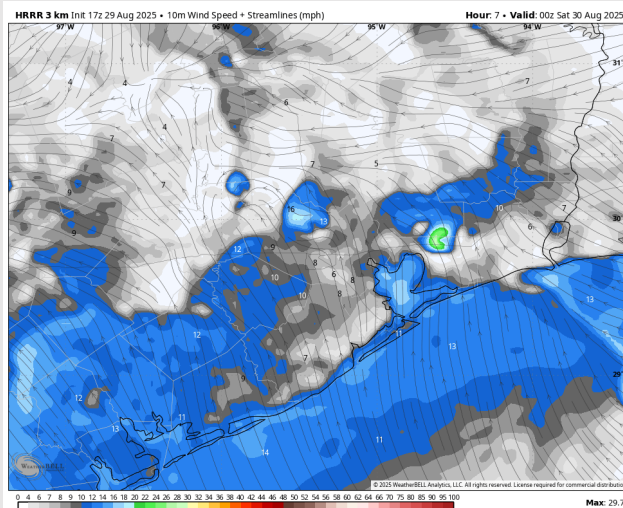
**Low Temps:** **N of Morgan's Point:** High 70s F. **S of Morgan's Point:** Low 80s F.

**Visibility:** No fog concerns today, however, visibilities may be reduced under heavier downpours.

## Precip Image: 7 PM CT



**Wind Speed:**  
7 PM CT



**Low Temps**  
**SAT AM**

# Houston Pilots: SAT. 8/30/2025

## Forecast Discussion

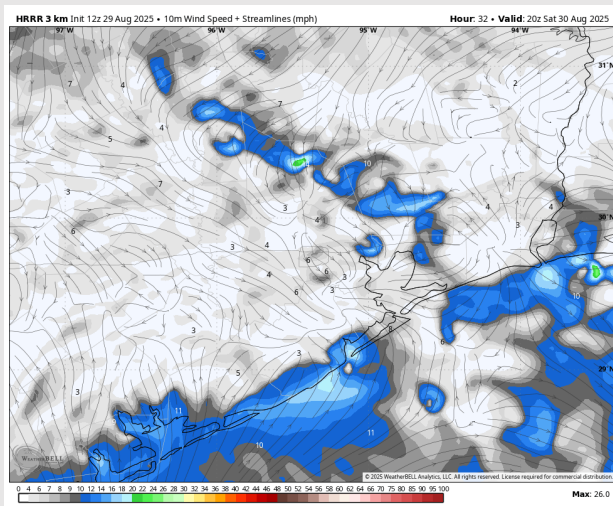
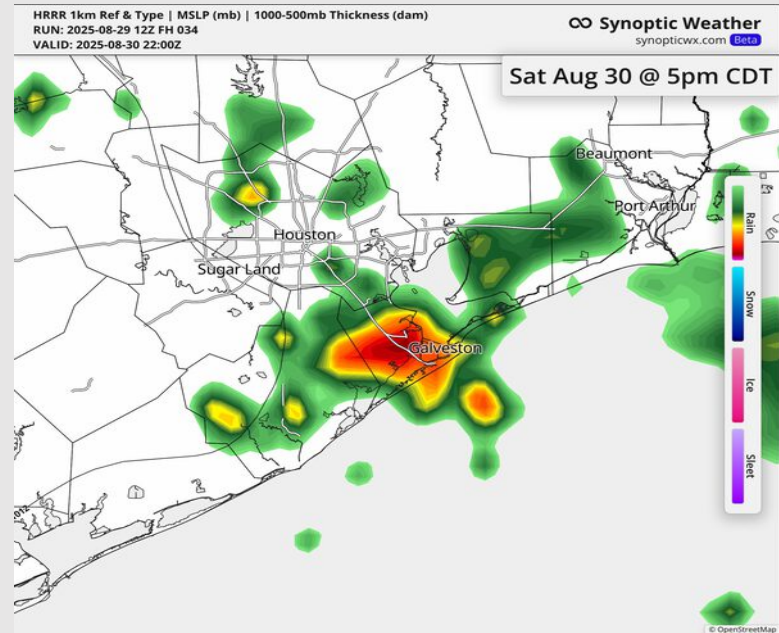
**Precip:** Scattered showers possible from 12PM – 8 PM. The best chance for activity is expected to be 12PM – 6PM. **Storms will hold risks for lightning and heavy downpours.**

**Wind:** Winds will be variable throughout the day Saturday, with a tendency to blow from the NW. **N of Morgan's Point:** Winds will be at 2 – 7 kts. **S of Morgan's Point:** Winds will be at to 5 – 10 kts.

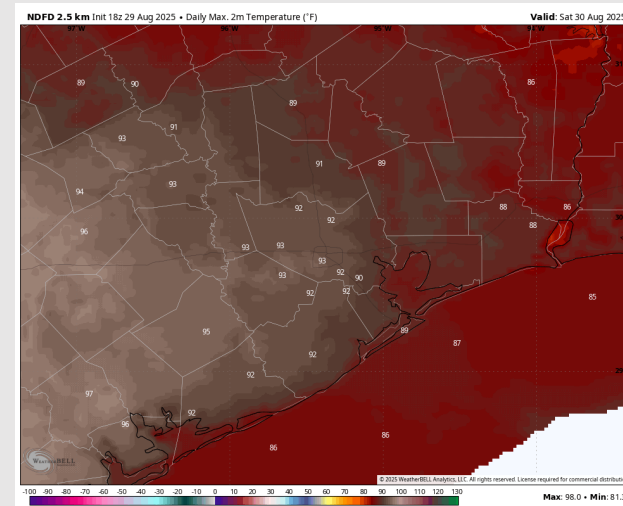
**High Temps:** **N of Morgan's Point:** Low 90s F. **S of Morgan's Point:** High 80s F.

**Visibility:** No fog concerns Saturday, however, visibilities can be briefly reduced under heavy downpours.

## Precip Image: 5 PM CT



Wind Speed:  
3 PM CT



High Temps  
Saturday

# Houston Pilots: SUN. 8/31/2025

## Forecast Discussion

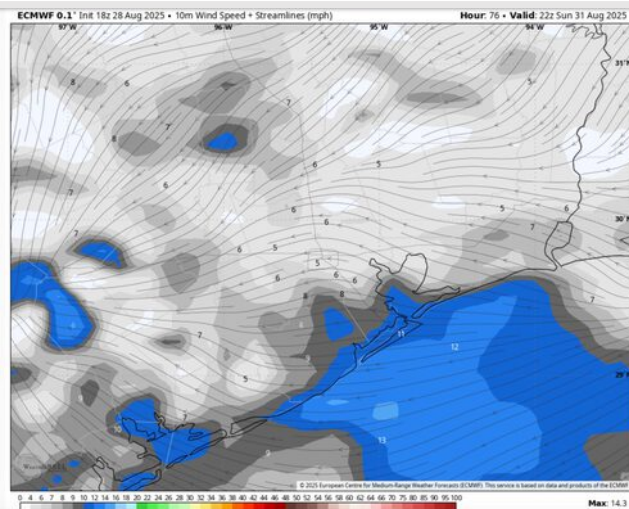
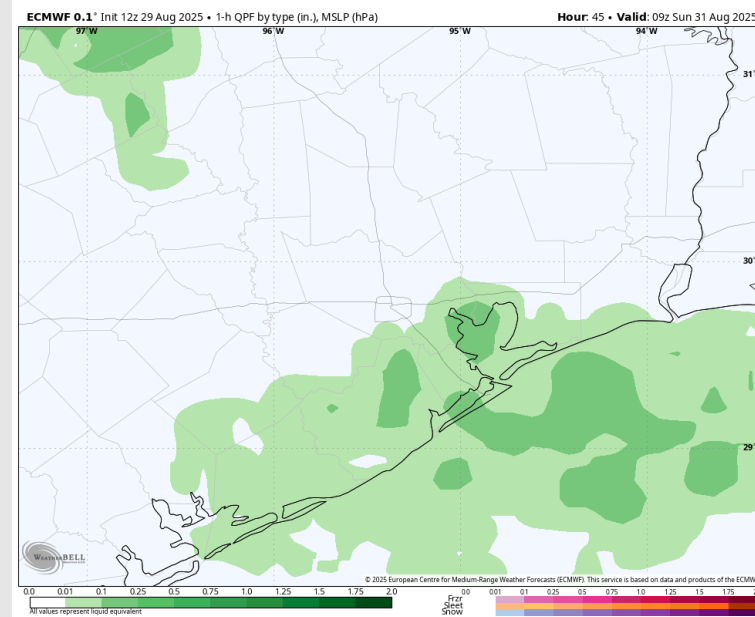
**Precip:** Widespread showers possible from 1AM – 7AM.  
Scattered showers possible from 12PM – 9PM.

**Wind:** Winds will be out of the variable with a tendency to blow from the E Sunday. **N of Morgan's Point:** Winds will be at 1 – 6 kts. **S of Morgan's Point:** Winds will be at 2 – 7 kts.

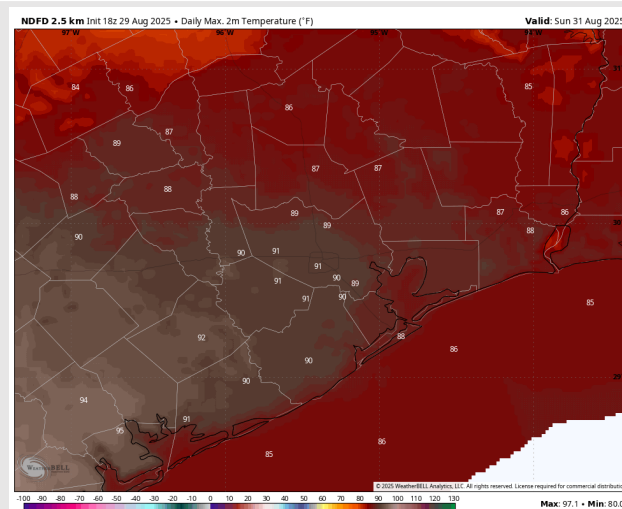
**High Temps:** **N of Morgan's Point:** High 80s F. **S of Morgan's Point:** High 80s F.

**Visibility:** No visibility concerns Sunday.

## Precip Image: 5 PM CT



Wind Speed:  
5 PM CT

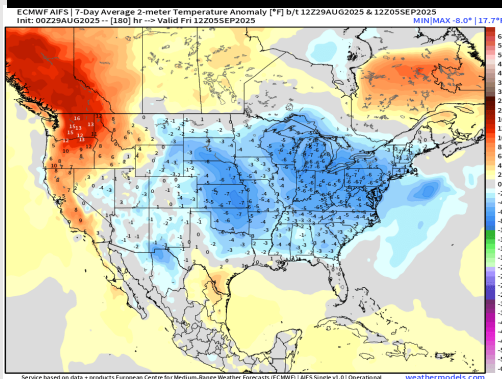


High Temps  
Sunday

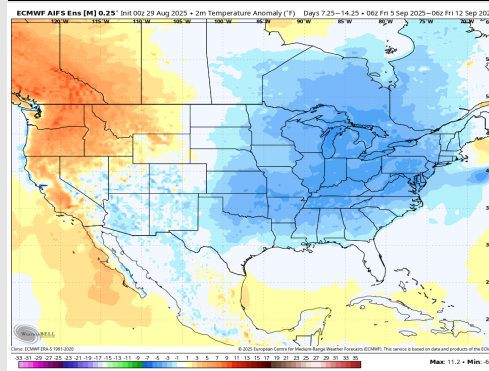


# Houston Pilots: 8/29/25

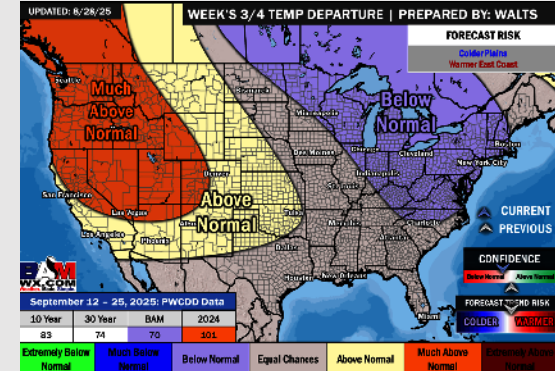
## Next 7 Day Temperature Departure



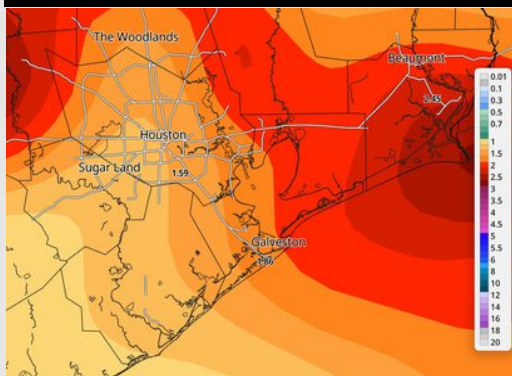
## 8-14 Day Temperature Departure



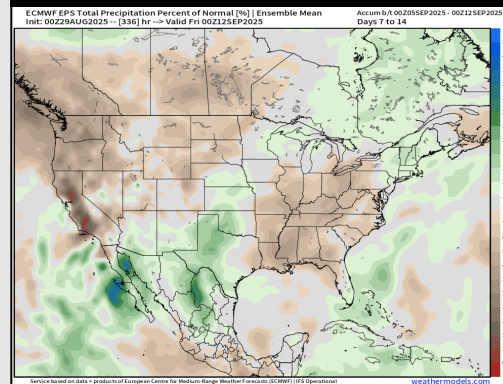
## 15-30 Day Temperature Departure



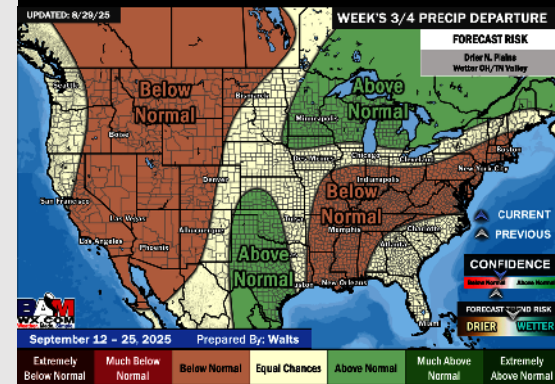
## Next 7 Day Total Precipitation



## 8-14 Day % of Average Precip.



## 15-30 Day % of Average Precip.



- Temps are expected to be near normal for the next 7 days with scattered rain chances bringing a few downpours through the weekend.
- Near normal temperatures and below normal rain chances are favored for days 8 – 14.
- Near normal temperatures are favored for mid to late September with near normal rainfall chances.