

Houston Pilots Forecast Package



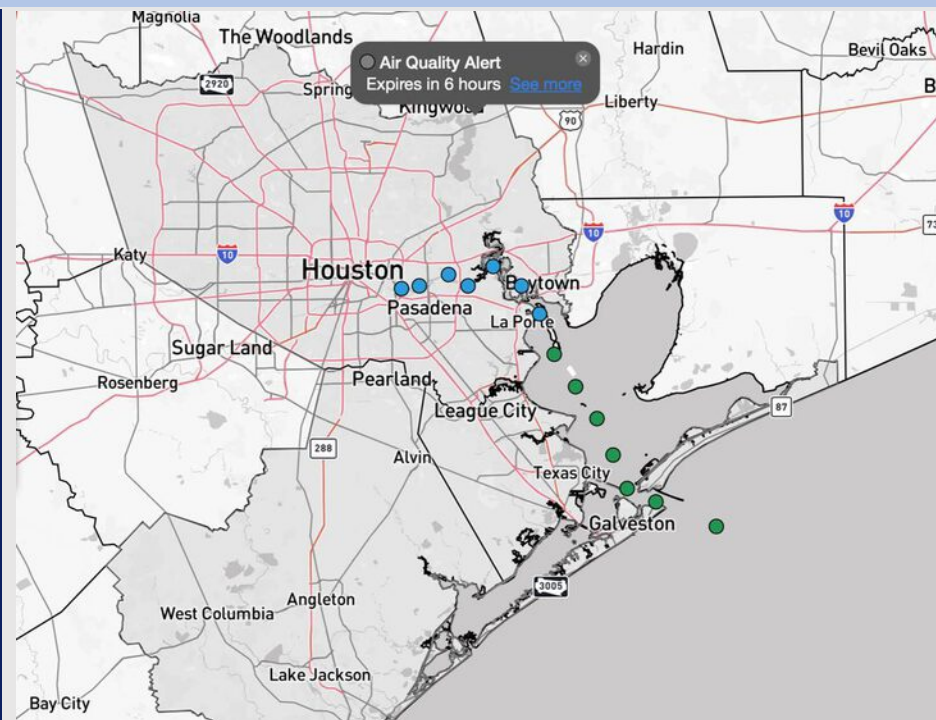
Updated: 12:55 PM CT

Monday, August 25, 2025

Forecaster: Hope Kleitsch

Weather Headlines

- Isolated to scattered rain chances on Tuesday and Wednesday. A few storms will be possible on Wednesday.
- A few non-thunderstorm wind gusts up to 20 kts will be possible WED PM.
- No tropical activity is favored across the next 10 days.



Current Radar: 12:55 PM CT

As always, please do not hesitate to reach out to us with any forecast questions at **(317)-560-8122**. Press 1 for forecast questions.

You can also access real-time forecast updates and 24/7 meteorological chat assistance on your **Clarity** app. Click [here](#) for login assistance.

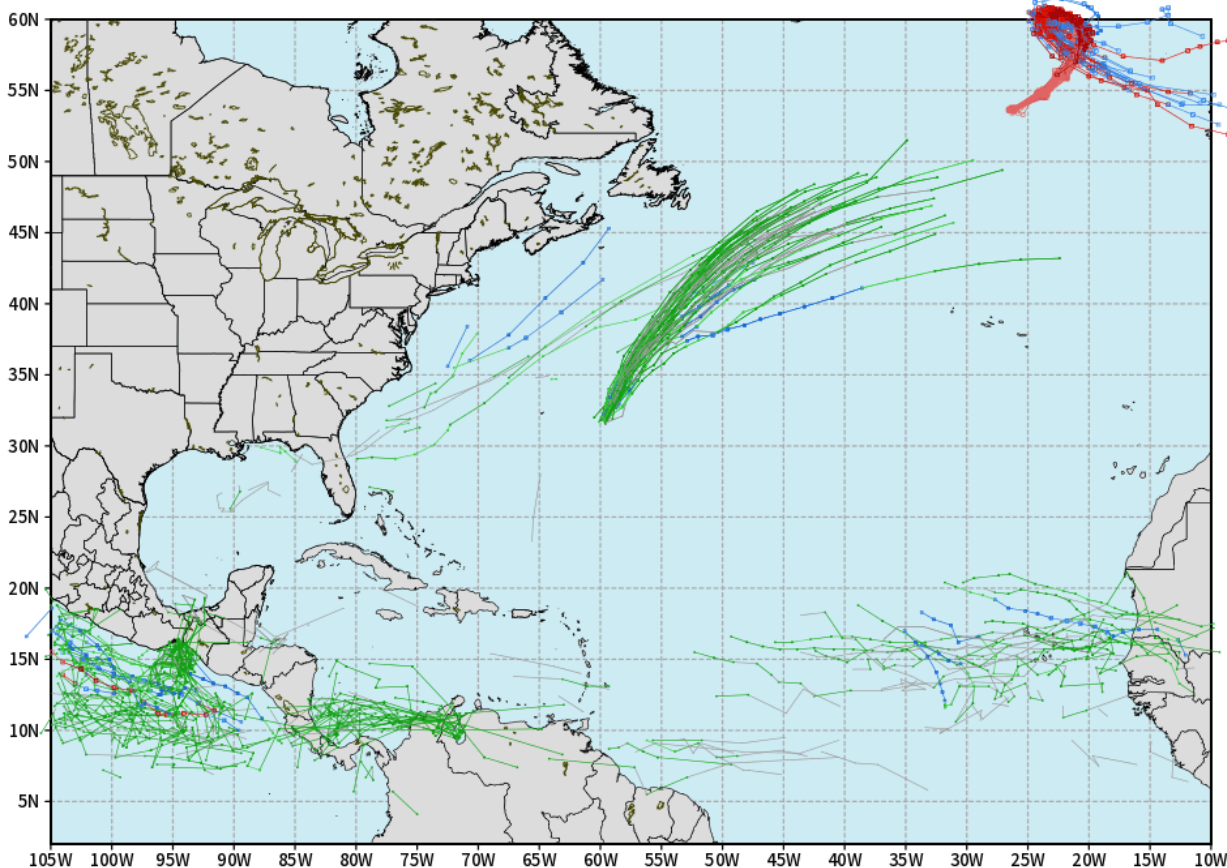


Houston Pilots Tropical Update

10-Day Tropical Outlook

ECMWF ATLANTIC EPS Cyclone Locations --> Next [10-days]
INIT: 00Z25AUG2025 --> UNTIL 00Z04SEP2025

o-o ENSEMBLE MEAN
o-o 1000 - 1010 hPa
o-o 980 - 999 hPa
o-o 960 - 979 hPa
o-o 950 - 959 hPa
o-o < 950 hPa



weathermodels.com

No tropical
development
favored in the
Gulf over the
next 10 days.

Houston Pilots Visibility Chart (miles)



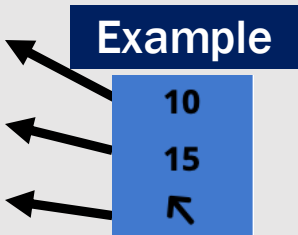
Visibility	Mon 2 pm	Mon 3 pm	Mon 4 pm	Mon 5 pm	Mon 6 pm	Mon 7 pm	Mon 8 pm	Mon 9 pm	Mon 10 pm	Mon 11 pm	Tue 12 am	Tue 1 am	Tue 2 am	Tue 3 am	Tue 4 am	Tue 5 am	Tue 6 am	Tue 7 am	Tue 8 am	Tue 9 am	Tue 10 am	Tue 11 am	Tue 12 pm	Tue 1 pm
Houston Pilots N - 610 Bridge	10	10	10	10	10	10	10	10	10	10	10	10	10	10	10	10	10	10	10	10	10	10	10	10
Houston Pilots M - Kinder 1	10	10	10	10	10	10	10	10	10	10	10	10	10	10	10	10	10	10	10	10	10	10	10	10
Houston Pilots L - Greens Bayou	10	10	10	10	10	10	10	10	10	10	10	10	10	10	10	10	10	10	10	10	10	10	10	10
Houston Pilots K - Shell Crude	10	10	10	10	10	10	10	10	10	10	10	10	10	10	10	10	10	10	10	10	10	10	10	10
Houston Pilots J - Lynchburg Ferries	10	10	10	10	10	10	10	10	10	10	10	10	10	10	10	10	10	10	10	10	10	10	10	10
Houston Pilots I - Exxon 3	10	10	10	10	10	10	10	10	10	10	10	10	10	10	10	10	10	10	10	10	10	10	10	10
Houston Pilots H - Morgans Point	10	10	10	10	10	10	10	10	10	10	10	10	10	10	10	10	10	10	10	10	10	10	10	10
Houston Pilots G - 75/76	10	10	10	10	10	10	10	10	10	10	10	10	10	10	10	10	10	10	10	10	10	10	10	10
Houston Pilots F - 63/64	10	10	10	10	10	10	10	10	10	10	10	10	10	10	10	10	10	10	10	10	10	10	10	10
Houston Pilots E - 51/52	10	10	10	10	10	10	10	10	10	10	10	10	10	10	10	10	10	10	10	10	10	10	10	10
Houston Pilots D - 37/38	10	10	10	10	10	10	10	10	10	10	10	10	10	10	10	10	10	10	10	10	10	10	10	10
Houston Pilots C - 25/26	10	10	10	10	10	10	10	10	10	10	10	10	10	10	10	10	10	10	10	10	10	10	10	10
Houston Pilots B - 11/12	10	10	10	10	10	10	10	10	10	10	10	10	10	10	10	10	10	10	10	10	10	10	10	10
Houston Pilots A - 1 & 2 Bravo	10	10	10	10	10	10	10	10	10	10	10	10	10	10	10	10	10	10	10	10	10	10	10	10

NOTE: This is automated data that may/may not agree with the official BAM thinking that’s found on the daily slides or special visibility report slides. This data should be used as a guide only

Houston Pilots Wind Chart



Sustained Wind 10 Knots
Gusts 15 Knots
Wind from the SE



Wind	Mon 2 pm	Mon 3 pm	Mon 4 pm	Mon 5 pm	Mon 6 pm	Mon 7 pm	Mon 8 pm	Mon 9 pm	Mon 10 pm	Mon 11 pm	Tue 12 am	Tue 1 am	Tue 2 am	Tue 3 am	Tue 4 am	Tue 5 am	Tue 6 am	Tue 7 am	Tue 8 am	Tue 9 am	Tue 10 am	Tue 11 am	Tue 12 pm	Tue 1 pm
Houston Pilots N - 610 Bridge	6 13 ←	6 14 ←	7 14 ←	8 15 ←	8 15 ←	8 15 ←	8 15 ←	7 14 ←	6 10 ←	5 9 ←	3 7 ←	2 6 ←	2 5 ←	1 5 ←	1 5 ←	2 5 ←	2 5 ←	2 5 ←	2 6 ↓	3 6 ↓	3 7 ←	5 9 ←	6 12 ←	6 13 ←
Houston Pilots M - Kinder 1	6 13 ←	7 14 ←	7 14 ←	8 15 ←	8 15 ←	8 15 ←	8 15 ←	7 14 ←	6 10 ←	3 9 ←	3 7 ←	2 6 ←	2 5 ←	1 5 ←	1 5 ←	2 5 ←	2 5 ←	2 5 ←	2 6 ↓	3 6 ↓	3 7 ←	5 9 ←	6 12 ←	6 13 ←
Houston Pilots L - Greens Bayou	6 13 ←	6 13 ←	7 14 ←	8 15 ←	8 15 ←	8 15 ←	8 15 ←	6 13 ←	6 10 ←	3 8 ←	3 7 ←	2 5 ←	2 5 ←	1 5 ←	1 5 ←	2 5 ←	2 5 ←	2 5 ←	2 6 ↓	3 6 ↓	3 7 ←	5 9 ←	6 10 ←	6 12 ←
Houston Pilots K - Shell Crude	6 13 ←	7 14 ←	7 14 ←	8 15 ←	8 15 ←	8 14 ←	8 14 ←	6 13 ←	5 10 ←	3 9 ←	3 7 ←	2 6 ←	2 5 ←	1 5 ←	1 5 ←	2 5 ←	2 5 ←	2 5 ←	2 6 ↓	3 6 ↓	3 7 ←	5 9 ←	6 10 ←	6 12 ←
Houston Pilots J - Lynchburg Ferries	6 13 ←	6 13 ←	7 13 ←	7 15 ←	7 14 ←	7 14 ←	7 14 ←	6 13 ←	5 10 ←	3 8 ←	3 6 ←	2 5 ←	1 5 ←	1 5 ←	1 5 ←	1 5 ←	1 5 ←	2 6 ↓	2 6 ↓	3 6 ↓	3 7 ←	5 9 ←	6 10 ←	6 12 ←
Houston Pilots I - Exxon 3	8 13 ←	8 15 ←	9 15 ←	10 16 ←	10 16 ←	10 16 ←	10 16 ←	10 15 ←	9 13 ←	8 12 ←	7 10 ←	6 9 ←	6 8 ←	6 7 ←	5 7 ←	5 7 ←	5 7 ←	6 8 ←	6 8 ←	6 9 ←	6 9 ←	7 10 ←	8 12 ←	8 14 ←
Houston Pilots H - Morgans Point	8 13 ←	8 14 ←	9 15 ←	10 16 ←	10 16 ←	10 16 ←	10 16 ←	10 15 ←	9 13 ←	8 12 ←	7 10 ←	6 9 ←	6 8 ←	6 7 ←	5 7 ←	5 7 ←	5 7 ←	6 8 ←	6 8 ←	6 9 ←	6 9 ←	7 10 ←	8 12 ←	8 14 ←
Houston Pilots G - 75/76	7 13 ←	8 14 ←	9 15 ←	10 16 ←	10 16 ←	10 16 ←	10 16 ←	10 15 ←	9 14 ←	8 13 ←	8 12 ←	8 11 ←	7 10 ←	7 9 ←	6 9 ←	6 9 ←	6 9 ←	6 9 ←	6 9 ←	7 10 ←	7 12 ←	8 13 ←	8 13 ←	8 14 ←
Houston Pilots F - 63/64	6 13 ←	8 13 ←	8 15 ←	10 16 ←	10 16 ←	10 16 ←	10 16 ←	10 15 ←	9 14 ←	9 13 ←	8 13 ←	8 12 ←	8 10 ←	7 10 ←	7 9 ←	6 9 ←	6 9 ←	6 9 ←	6 9 ←	7 10 ←	7 12 ←	8 13 ←	8 13 ←	8 14 ←
Houston Pilots E - 51/52	7 13 ←	8 14 ←	8 14 ←	9 15 ←	9 15 ←	10 16 ←	10 16 ←	10 15 ←	9 14 ←	9 14 ←	8 13 ←	8 12 ←	8 12 ←	7 10 ←	7 10 ←	7 9 ←	6 9 ←	6 9 ←	6 9 ←	7 10 ←	7 12 ←	8 13 ←	8 14 ←	8 15 ←
Houston Pilots D - 37/38	7 13 ←	8 13 ←	8 13 ←	9 15 ←	9 15 ←	10 16 ←	10 16 ←	10 15 ←	9 14 ←	9 14 ←	8 13 ←	8 12 ←	8 12 ←	8 10 ←	7 10 ←	7 10 ←	6 9 ←	6 9 ←	6 9 ←	7 10 ←	7 12 ←	8 13 ←	8 13 ←	8 14 ←
Houston Pilots C - 25/26	7 13 ←	8 13 ←	8 13 ←	8 15 ←	8 15 ←	9 16 ←	9 16 ←	9 15 ←	8 14 ←	8 14 ←	8 13 ←	8 12 ←	8 12 ←	7 10 ←	7 10 ←	7 10 ←	6 9 ←	6 9 ←	6 9 ←	7 10 ←	7 12 ←	8 13 ←	8 13 ←	8 14 ←
Houston Pilots B - 11/12	7 13 ←	8 13 ←	8 13 ←	8 15 ←	8 15 ←	8 16 ←	8 16 ←	8 15 ←	8 14 ←	8 13 ←	7 13 ←	7 13 ←	6 12 ←	6 12 ←	6 10 ←	6 10 ←	6 10 ←	6 10 ←	6 10 ←	6 10 ←	7 12 ←	8 13 ←	8 13 ←	8 14 ←
Houston Pilots A - 1 & 2 Bravo	7 13 ←	7 13 ←	7 13 ←	8 14 ←	8 14 ←	8 14 ←	8 14 ←	9 14 ←	9 14 ←	9 14 ←	8 14 ←	8 14 ←	8 13 ←	8 13 ←	8 12 ←	8 12 ←	7 12 ←	7 12 ←	7 12 ←	7 12 ←	7 12 ←	8 13 ←	8 13 ←	8 14 ←

NOTE: This is automated data that may/may not agree with the official BAM thinking that's found on the daily slides.
This data should be used as a guide only.

Houston Pilots: MON. 8/25/2025

Forecast Discussion

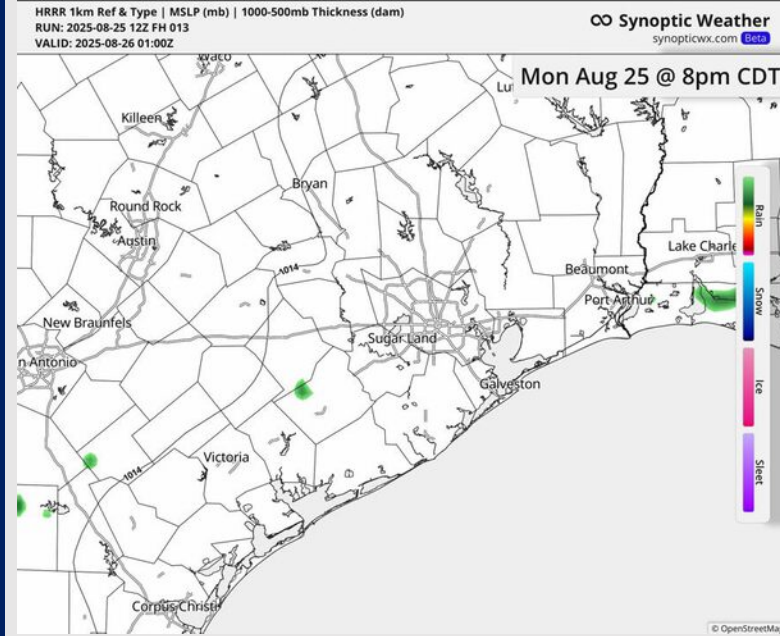
Precip: Favoring dry conditions for the remainder of the day.

Wind: Winds will be out of the SE for the rest of the day, becoming variable at times. **N of Morgan's Point:** Winds will be at 2 – 7 kts. **S of Morgan's Point:** Winds will be at 3 – 8 kts.

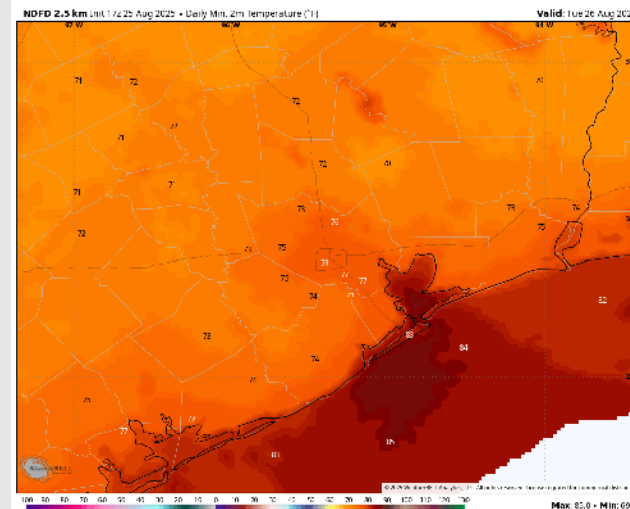
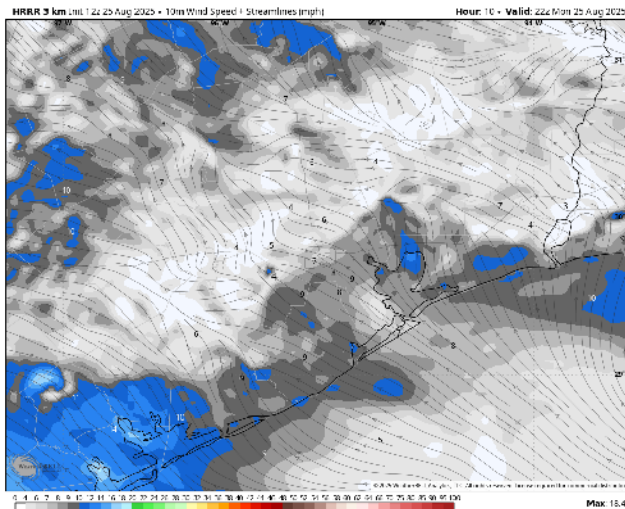
Low Temps: **N of Morgan's Point:** Mid 70s F. **S of Morgan's Point:** Low 80s F.

Visibility: No visibility concerns today.

Precip Image: 8 PM CT



Wind Speed:
5 PM CT



Low Temps
TUE AM

Houston Pilots: TUE. 8/26/2025

Forecast Discussion

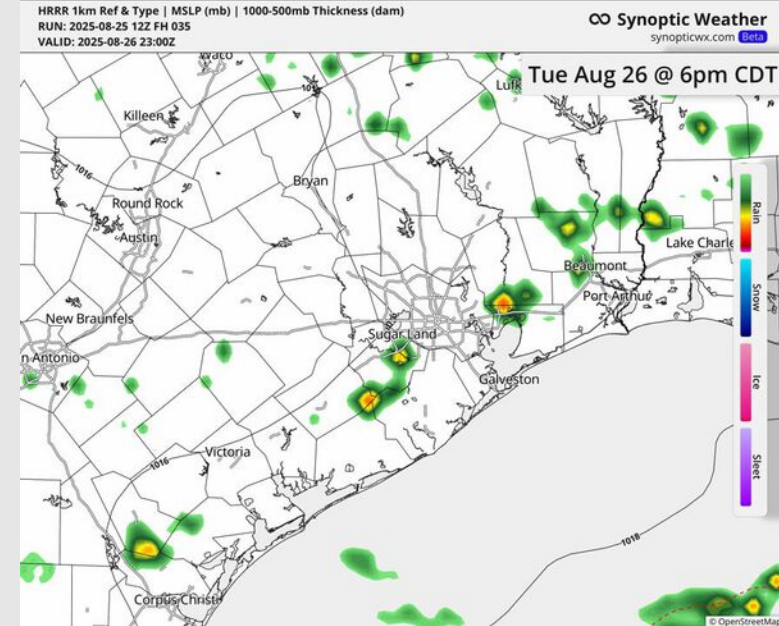
Precip: Favoring dry conditions for much of the day. Isolated showers will be possible from 4PM to 10PM, mainly for Stations N. of Morgan's Point.

Wind: Winds will be variable through 3 PM before settling out of the SE. **N of Morgan's Point:** Winds will be at 1 – 6 kts. **S of Morgan's Point:** Winds will be at 3 – 8 kts.

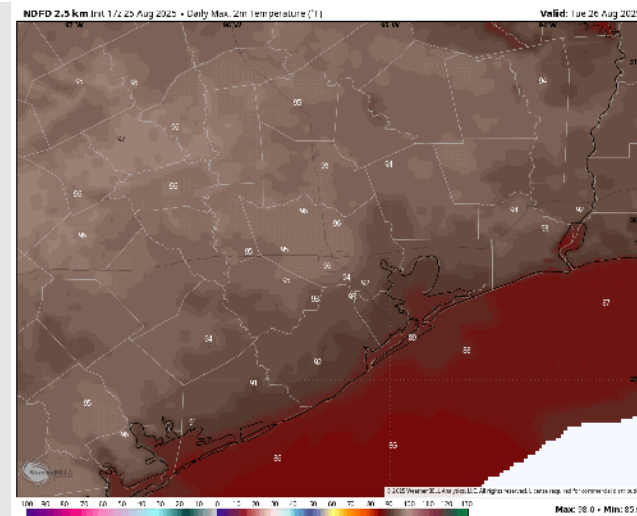
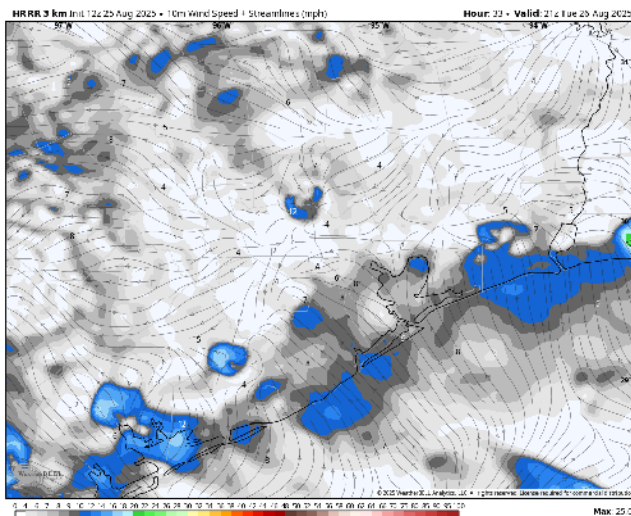
High Temps: **N of Morgan's Point:** Low 90s F. **S of Morgan's Point:** Near 90 F.

Visibility: No visibility concerns for Tuesday.

Precip Image: 6 PM CT



Wind Speed:
4 PM CT



High Temps
Tuesday

Houston Pilots: WED. 8/27/2025

Forecast Discussion

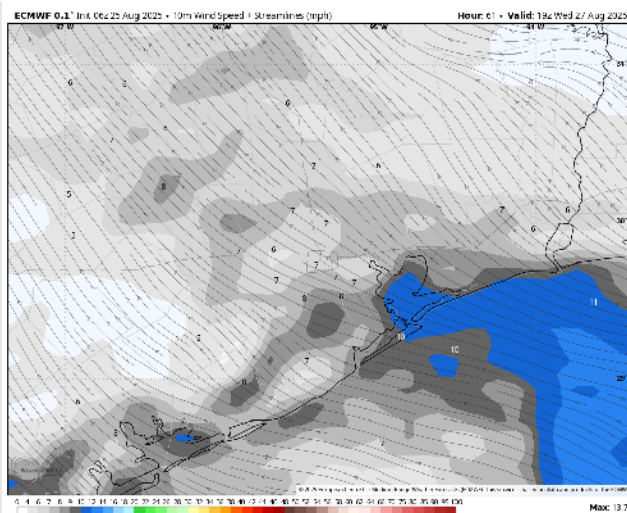
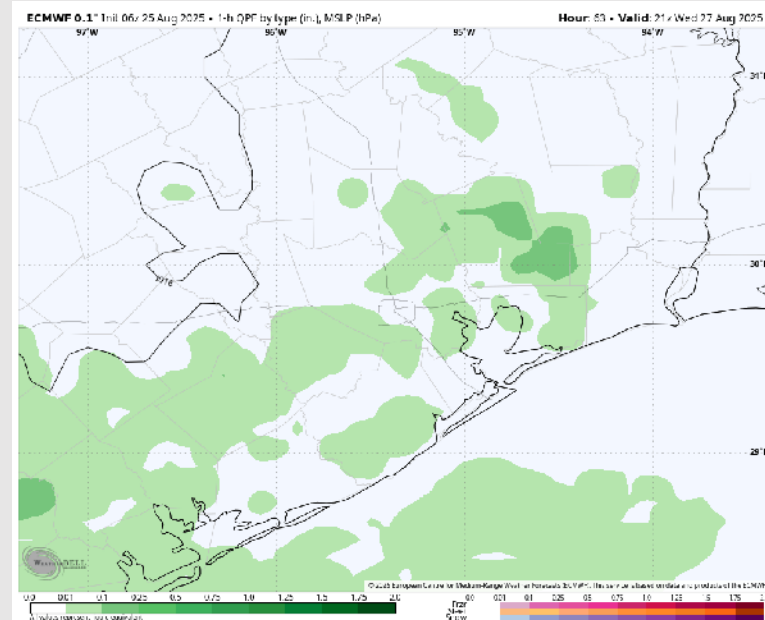
Precip: Isolated showers and storms will be possible for Stations S of Morgan's Point through 6AM, with coverage then becoming scattered for all Stations through 7 PM. **Storms will hold risks for 25+ kt winds, lightning and heavy downpours.**

Wind: Winds will be out of the E/SE throughout the day. **N of Morgan's Point:** Winds will be at 2 – 7 kts. **S of Morgan's Point:** Winds will be at 3 – 8 kts through 4 PM before increasing slightly to 5 – 10 kts. **A few non-thunderstorm gusts up to 20 kts will be possible for all Stations after 4PM.**

High Temps: **N of Morgan's Point:** Low 90s F. **S of Morgan's Point:** Upper 80s F.

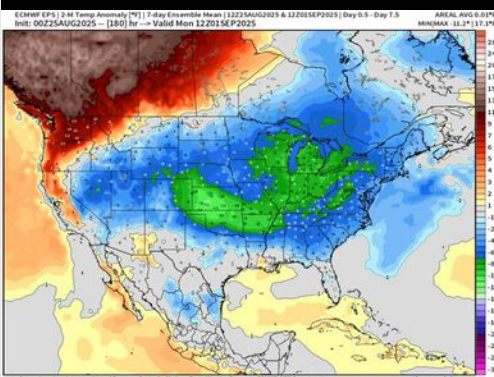
Visibility: No fog concerns for Wednesday, however visibilities can be reduced under heavy downpours.

Precip Image: 4 PM CT

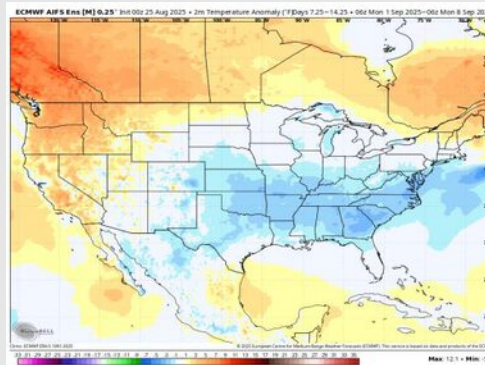


Houston Pilots: 8/25/25

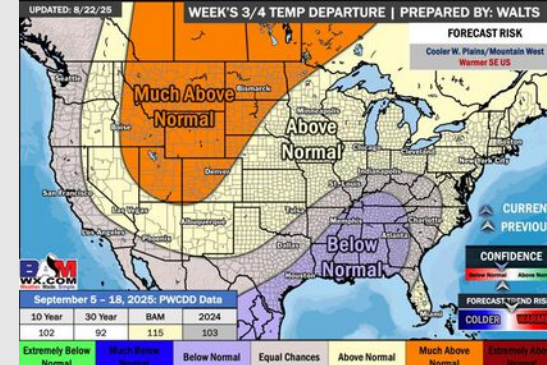
Next 7 Day Temperature Departure



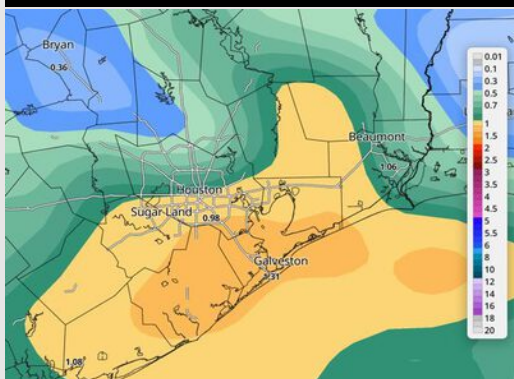
8-14 Day Temperature Departure



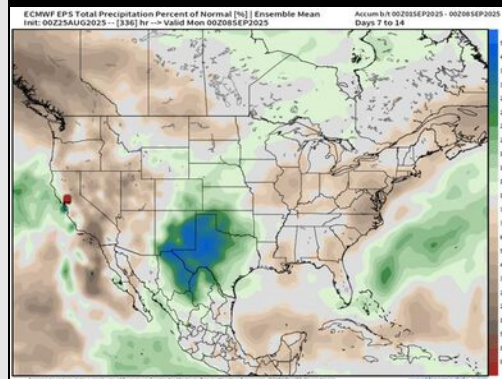
15-30 Day Temperature Departure



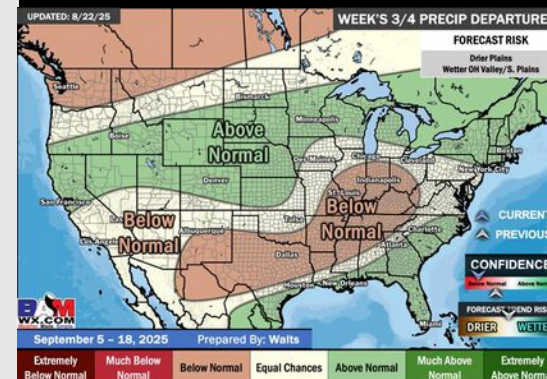
Next 7 Day Total Precipitation



8-14 Day % of Average Precip.



15-30 Day % of Average Precip.



- Temps are expected to be near normal for the next 7 days with scattered rain chances bringing a few downpours throughout the week.
- Near normal temperatures and near normal rain chances are favored for days 8 – 14.
- Below normal temperatures are favored for early to mid September with above normal rainfall chances.