

Houston Pilots Forecast Package



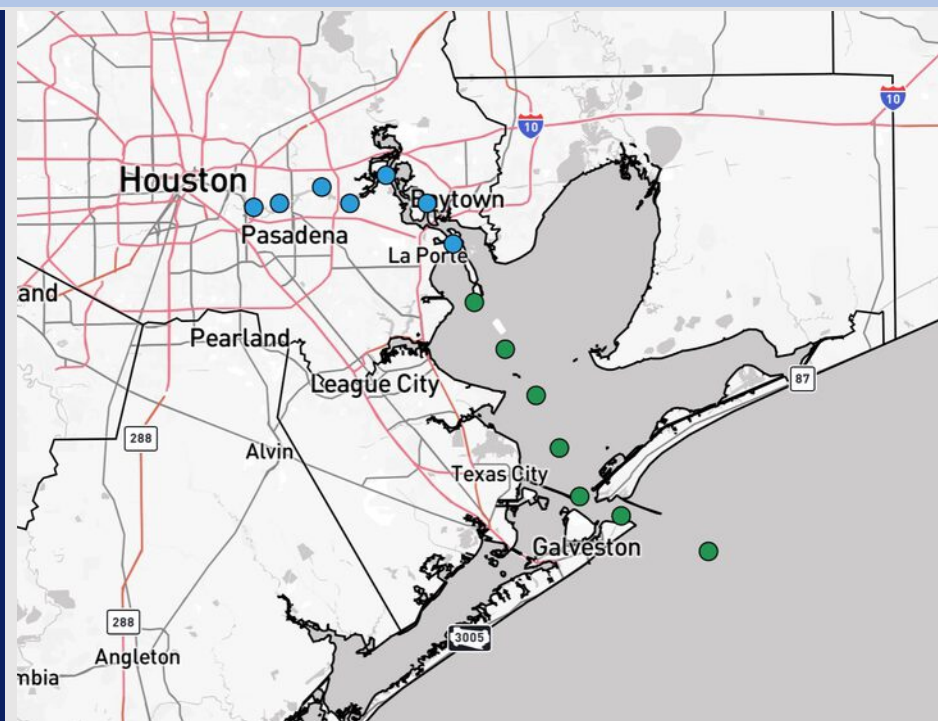
Updated: 9:30 PM CT

Sunday, August 3, 2025

Forecaster: Tyler Riggles

Weather Headlines

- **A few strong storms will be possible this PM.**
- **Isolated showers possible Tuesday and Wednesday.**
- **No tropical development favored over the next 10 days.**



Current Radar: 9:18 PM CT

As always, please do not hesitate to reach out to us with any forecast questions at [\(317\)-560-8122](tel:317-560-8122). Press 1 for forecast questions.

You can also access real-time forecast updates and 24/7 meteorological chat assistance on your [Clarity](#) app. Click [here](#) for login assistance.

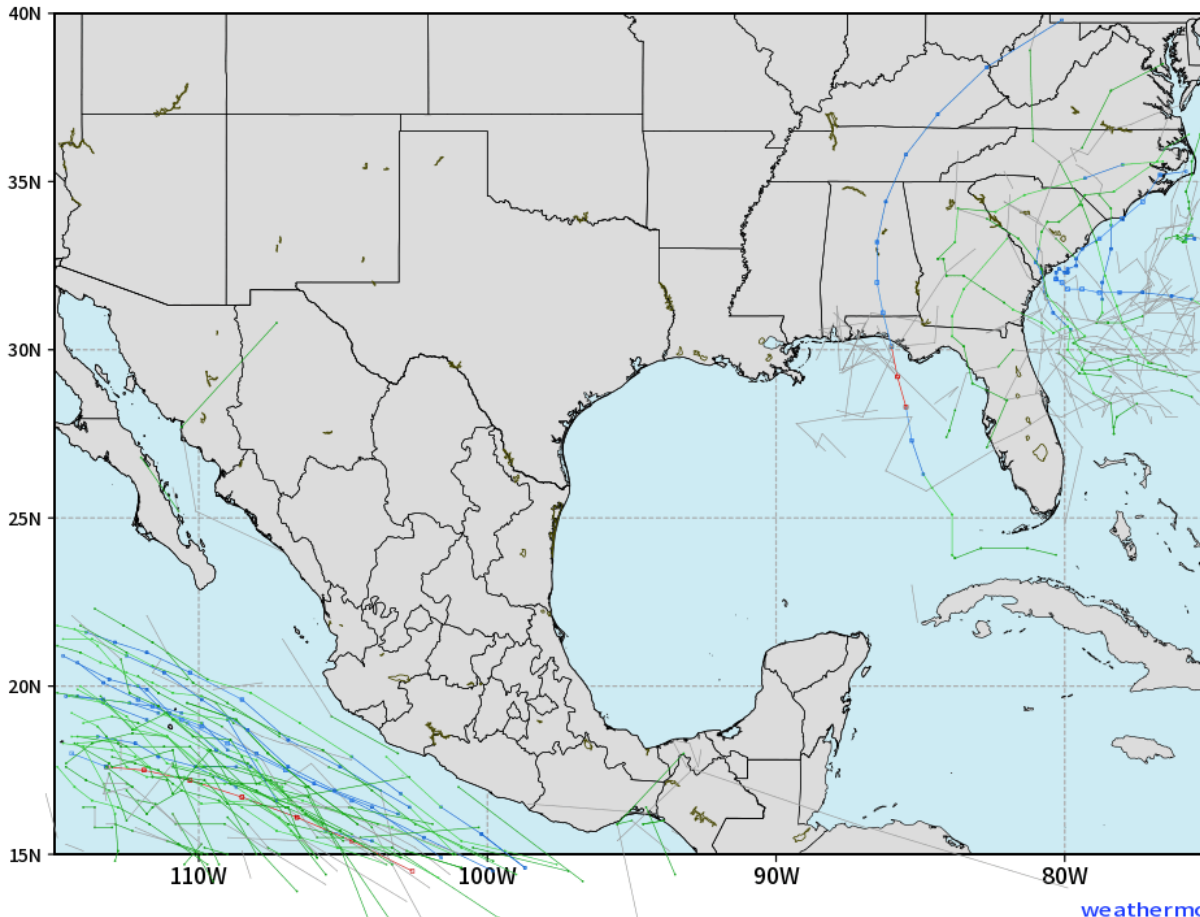


Houston Pilots Tropical Update

10-Day Tropical Outlook

ECMWF GULF EPS Cyclone Locations --> Next [10-days]
INIT: 12Z03AUG2025 --> UNTIL 12Z13AUG2025

o-o ENSEMBLE MEAN
o-o 1000 - 1010 hPa
o-o 980 - 999 hPa
o-o 960 - 979 hPa
o-o 950 - 959 hPa
o-o < 950 hPa



No tropical development favored over the next 10 days.

Houston Pilots Visibility Chart (miles)



Forecast Confidence



Visibility	Sun 11 pm	Mon 12 am	Mon 1 am	Mon 2 am	Mon 3 am	Mon 4 am	Mon 5 am	Mon 6 am	Mon 7 am	Mon 8 am	Mon 9 am	Mon 10 am	Mon 11 am	Mon 12 pm	Mon 1 pm	Mon 2 pm	Mon 3 pm	Mon 4 pm	Mon 5 pm	Mon 6 pm	Mon 7 pm	Mon 8 pm	Mon 9 pm	Mon 10 pm
Houston Pilots N - 610 Bridge	10	10	10	10	10	10	10	10	10	7.9	10	10	10	10	10	10	10	10	10	10	10	10	10	10
Houston Pilots M - Kinder 1	10	10	10	10	10	10	10	10	10	7.9	10	10	10	10	10	10	10	10	10	10	10	10	10	10
Houston Pilots L - Greens Bayou	10	10	10	10	10	10	10	10	10	7.9	10	10	10	10	10	10	10	10	10	10	10	10	10	10
Houston Pilots K - Shell Crude	10	10	10	10	10	10	10	10	10	7.9	10	10	10	10	10	10	10	10	10	10	10	10	10	10
Houston Pilots J - Lynchburg Ferries	10	10	10	10	10	10	10	10	10	7.9	10	10	10	10	10	10	10	10	10	10	10	10	10	10
Houston Pilots I - Exxon 3	10	10	10	10	10	10	10	10	10	6.9	10	10	10	10	10	10	10	10	10	10	10	10	10	10
Houston Pilots H - Morgans Point	10	10	10	10	10	10	10	10	10	7.9	10	10	10	10	10	10	10	10	10	10	10	10	10	10
Houston Pilots G - 75/76	10	10	10	10	10	10	10	10	10	10	10	10	10	10	10	10	10	10	10	10	10	10	10	9
Houston Pilots F - 63/64	10	10	10	10	10	10	10	10	10	10	10	10	10	10	10	10	10	10	10	10	10	10	10	10
Houston Pilots E - 51/52	10	10	10	10	10	10	10	10	10	10	10	10	10	10	10	10	10	10	10	10	10	10	10	10
Houston Pilots D - 37/38	10	10	10	10	10	10	10	10	10	10	10	10	10	10	10	10	10	10	10	10	10	10	10	10
Houston Pilots C - 25/26	10	10	10	10	10	10	10	10	10	10	10	10	10	10	10	10	10	10	10	10	10	10	10	10
Houston Pilots B - 11/12	10	10	10	10	10	10	10	10	10	10	10	10	10	10	10	10	10	10	10	10	10	10	10	10
Houston Pilots A - 1 & 2 Bravo	10	10	10	10	10	10	10	10	10	7.9	10	10	10	10	10	10	10	10	10	10	10	10	10	10

NOTE: This is automated data that may/may not agree with the official BAM thinking that's found on the daily slides or special visibility report slides. This data should be used as a guide only

Houston Pilots Wind Chart

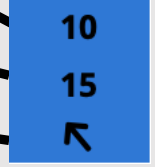


Forecast Confidence



Sustained Wind 10 Knots
Gusts 15 Knots
Wind from the SE

Example



Wind	Sun 11 pm	Mon 12 am	Mon 1 am	Mon 2 am	Mon 3 am	Mon 4 am	Mon 5 am	Mon 6 am	Mon 7 am	Mon 8 am	Mon 9 am	Mon 10 am	Mon 11 am	Mon 12 pm	Mon 1 pm	Mon 2 pm	Mon 3 pm	Mon 4 pm	Mon 5 pm	Mon 6 pm	Mon 7 pm	Mon 8 pm	Mon 9 pm	Mon 10 pm	
Houston Pilots N - 610 Bridge	3 7 ↑	2 6 ↑	2 5 ↑	2 5 ↑	1 5 ↗	1 5 ↗	1 5 ↗	1 3 ↗	1 3 ↗	1 3 ↗	1 3 ↗	1 5 ↗	2 6 ↗	3 7 ↗	3 8 ↘	3 8 ↘	3 9 ↘	3 9 ↘	5 10 ↘	5 9 ↘	5 9 ↘	5 9 ↘	3 9 ↘	3 7 ↘	
Houston Pilots M - Kinder 1	3 7 ↑	2 6 ↑	2 5 ↑	2 5 ↑	1 5 ↗	1 5 ↗	1 5 ↗	1 3 ↗	1 3 ↗	1 3 ↗	1 3 ↗	2 5 ↗	2 6 ↗	3 7 ↗	3 8 ↘	3 8 ↘	3 9 ↘	3 9 ↘	5 9 ↘	5 9 ↘	5 9 ↘	5 9 ↘	3 9 ↘	3 7 ↘	
Houston Pilots L - Greens Bayou	3 7 ↑	2 6 ↑	2 5 ↑	1 5 ↗	1 3 ↗	1 3 ↗	1 3 ↗	1 3 ↗	1 2 ↗	1 3 ↗	1 3 ↗	1 3 ↗	2 6 ↗	3 7 ↗	3 8 ↘	3 8 ↘	3 9 ↘	3 9 ↘	5 9 ↘	3 9 ↘	5 8 ↘	3 9 ↘	3 8 ↘	3 7 ↘	
Houston Pilots K - Shell Crude	2 7 ↑	2 6 ↑	1 5 ↑	1 5 ↗	1 3 ↗	1 3 ↗	1 3 ↗	1 3 ↗	1 2 ↗	1 3 ↗	1 3 ↗	1 3 ↗	2 6 ↗	3 7 ↗	3 8 ↘	3 8 ↘	3 9 ↘	5 9 ↘	5 9 ↘	5 8 ↘	3 8 ↘	5 9 ↘	3 8 ↘	3 7 ↘	
Houston Pilots J - Lynchburg Ferries	2 6 ↑	1 5 ↑	1 5 ↑	1 3 ↗	1 3 ↗	1 3 ↗	1 3 ↗	1 2 ↗	1 2 ↗	1 3 ↗	1 3 ↗	1 3 ↗	2 6 ↗	3 7 ↗	3 8 ↘	3 8 ↘	3 9 ↘	3 9 ↘	3 9 ↘	3 8 ↘	3 8 ↘	3 9 ↘	3 8 ↘	3 7 ↘	
Houston Pilots I - Exxon 3	6 8 ↑	5 7 ↑	5 7 ↗	5 7 ↗	3 6 ↗	3 6 ↗	3 6 ↗	3 6 ↗	3 6 ↗	3 6 ↗	3 6 ↗	3 6 ↗	5 7 ↗	5 8 ↗	6 9 ↘	6 10 ↘	6 10 ↘	6 12 ↘	6 12 ↘	6 10 ↘	6 10 ↘	7 10 ↘	8 12 ↘	7 10 ↘	6 10 ↘
Houston Pilots H - Morgans Point	6 8 ↑	5 7 ↑	5 7 ↗	3 7 ↗	3 6 ↗	3 6 ↗	3 6 ↗	3 6 ↗	3 6 ↗	3 6 ↗	3 6 ↗	3 6 ↗	5 7 ↗	5 8 ↗	6 9 ↘	6 10 ↘	6 10 ↘	6 10 ↘	6 10 ↘	6 10 ↘	6 10 ↘	7 10 ↘	8 10 ↘	7 10 ↘	6 10 ↘
Houston Pilots G - 75/76	6 8 ↑	6 7 ↑	6 7 ↗	5 7 ↗	5 5 ↗	5 5 ↗	5 5 ↗	3 5 ↗	5 5 ↗	5 5 ↗	5 5 ↗	5 5 ↗	6 8 ↗	5 9 ↗	5 9 ↗	6 10 ↘	6 10 ↘	6 10 ↘	6 12 ↘	6 10 ↘	6 10 ↘	7 12 ↘	8 12 ↘	8 10 ↘	7 10 ↘
Houston Pilots F - 63/64	6 8 ↑	6 8 ↑	6 7 ↗	6 7 ↗	5 7 ↗	5 7 ↗	5 7 ↗	3 7 ↗	5 7 ↗	5 7 ↗	5 7 ↗	5 7 ↗	6 8 ↗	5 9 ↗	5 9 ↗	5 10 ↘	5 10 ↘	6 10 ↘	6 12 ↘	6 10 ↘	6 10 ↘	7 12 ↘	8 12 ↘	8 10 ↘	7 10 ↘
Houston Pilots E - 51/52	6 8 ↑	6 7 ↑	6 7 ↗	6 7 ↗	5 7 ↗	5 7 ↗	5 7 ↗	3 7 ↗	5 7 ↗	5 7 ↗	5 8 ↗	5 8 ↗	6 9 ↗	5 9 ↗	5 9 ↗	5 10 ↘	5 10 ↘	5 10 ↘	6 10 ↘	6 10 ↘	6 10 ↘	7 12 ↘	8 12 ↘	8 10 ↘	7 10 ↘
Houston Pilots D - 37/38	6 8 ↑	6 7 ↑	5 7 ↗	5 7 ↗	5 7 ↗	3 7 ↗	3 7 ↗	3 7 ↗	3 7 ↗	5 7 ↗	5 8 ↗	5 8 ↗	6 9 ↗	5 9 ↗	5 9 ↗	6 9 ↗	5 9 ↗	5 9 ↗	5 10 ↘	6 10 ↘	6 10 ↘	6 12 ↘	8 12 ↘	8 10 ↘	7 10 ↘
Houston Pilots C - 25/26	6 8 ↑	5 7 ↑	5 7 ↗	5 7 ↗	3 7 ↗	3 7 ↗	3 7 ↗	3 7 ↗	3 6 ↗	5 7 ↗	5 7 ↗	5 7 ↗	6 8 ↗	6 9 ↗	6 9 ↗	6 9 ↗	5 9 ↗	5 9 ↗	5 9 ↗	6 10 ↘	6 10 ↘	6 10 ↘	7 10 ↘	7 10 ↘	7 10 ↘
Houston Pilots B - 11/12	5 7 ↑	3 7 ↑	3 7 ↗	3 7 ↗	3 7 ↗	3 7 ↗	3 7 ↗	3 7 ↗	3 7 ↗	3 7 ↗	3 8 ↗	3 8 ↗	6 8 ↗	6 9 ↗	5 9 ↗	6 9 ↗	5 9 ↗	5 9 ↗	5 9 ↗	6 9 ↗	6 9 ↗	6 10 ↘	6 10 ↘	6 10 ↘	6 10 ↘
Houston Pilots A - 1 & 2 Bravo	6 8 ↑	5 7 ↑	5 7 ↗	5 7 ↗	5 7 ↗	5 7 ↗	5 7 ↗	5 7 ↗	5 8 ↗	6 8 ↗	6 8 ↗	6 9 ↗	6 9 ↗	5 9 ↗	5 9 ↗	5 9 ↗	5 9 ↗	3 9 ↗	3 9 ↗	5 9 ↗	6 10 ↘	6 10 ↘	7 10 ↘	6 10 ↘	6 10 ↘

NOTE: This is automated data that may/may not agree with the official BAM thinking that's found on the daily slides. This data should be used as a guide only.

Houston Pilots: MON. 8/4/2025



Forecast Discussion

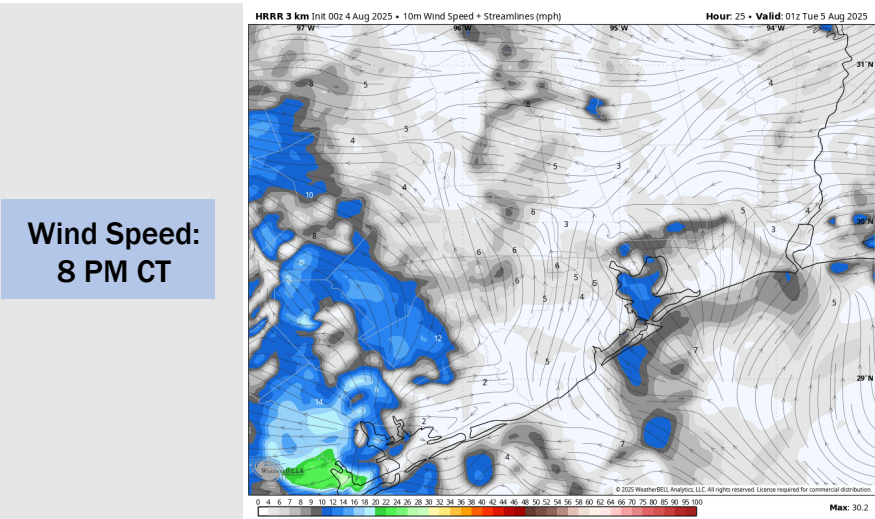
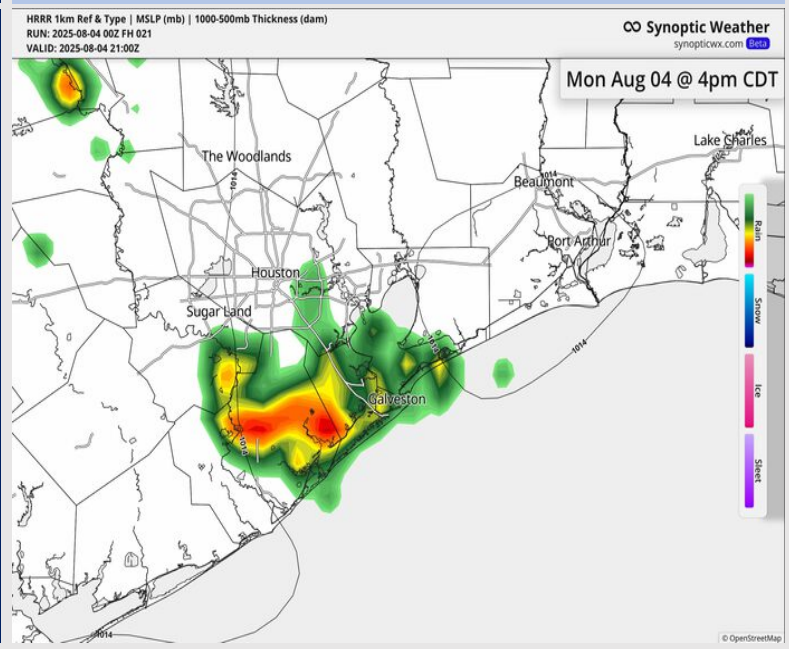
Precip: Isolated showers/a few storms will be possible at the Boarding Station from 7 AM to 12 PM, with coverage increasing to all Stations from 2-7 PM. Dry conditions favored after 7 PM. **Storms from 2-7 PM can hold risks for heavy rain, lightning and 35-45 kt wind gusts.**

Wind: Winds will be variable throughout the day. **N of Morgan's Point:** Winds will be at 1 – 6 kts. **S of Morgan's Point:** Winds will be at 2 – 7 kts, increasing to 5 – 10 kts after 6PM.

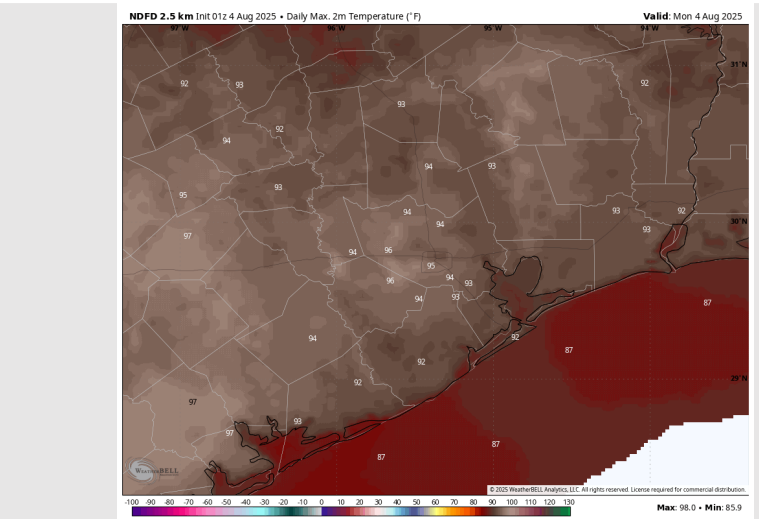
High Temps: **N of Morgan's Point:** Low/Mid 90s F. **S of Morgan's Point:** Upper 80s/Low 90s F.

Visibility: No fog concerns today, however, visibilities may be reduced under heavier downpours.

Precip Image: 4 PM CT



Wind Speed:
8 PM CT



High Temps
Today

Houston Pilots: TUE. 8/5/2025



Forecast Discussion

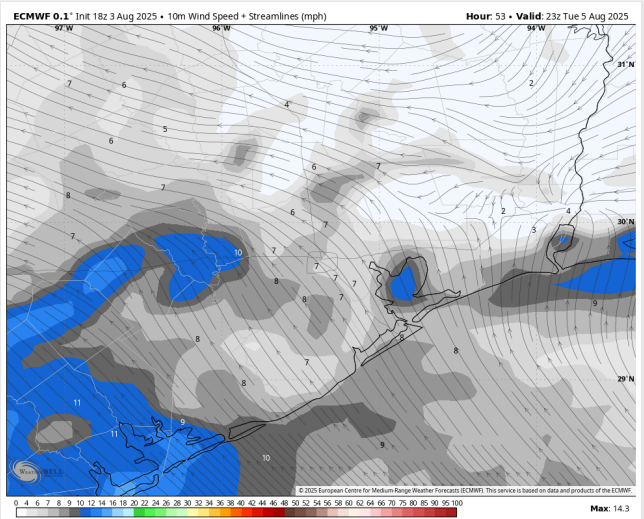
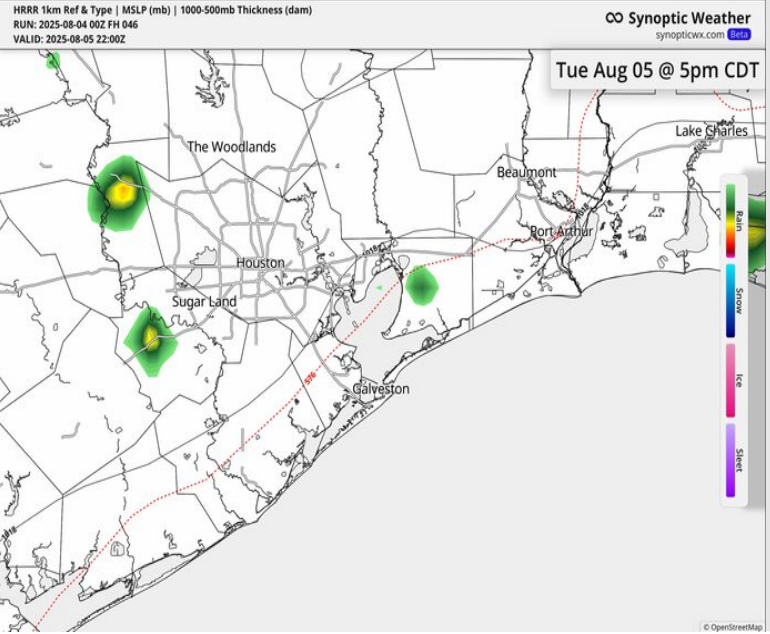
Precip: Isolated showers will be possible for all Stations from 2PM to 9PM.

Wind: Winds will be variable, generally shifting clockwise through 12 PM before settling out of the SE. **N of Morgan's Point:** Winds will be at 1 – 6 kts. **S of Morgan's Point:** Winds will be at 3 – 8 kts.

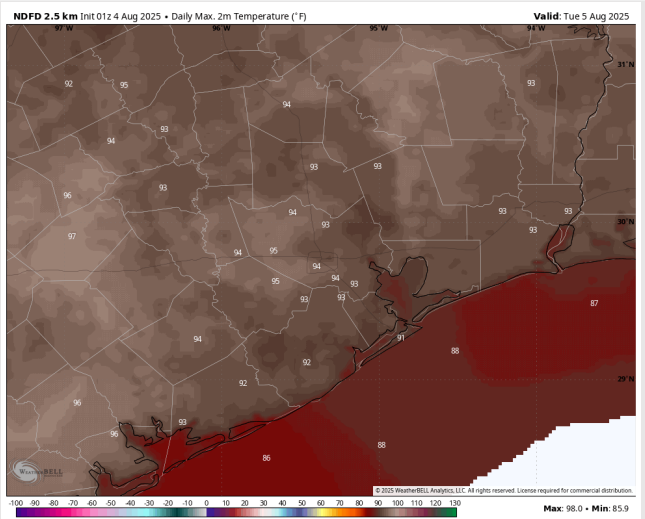
High Temps: **N of Morgan's Point:** Low 90s F. **S of Morgan's Point:** Near 90 F.

Visibility: No visibility concerns Tuesday.

Precip Image: 5 PM CT



Wind Speed:
6 PM CT



High Temps
Tuesday

Forecast Discussion

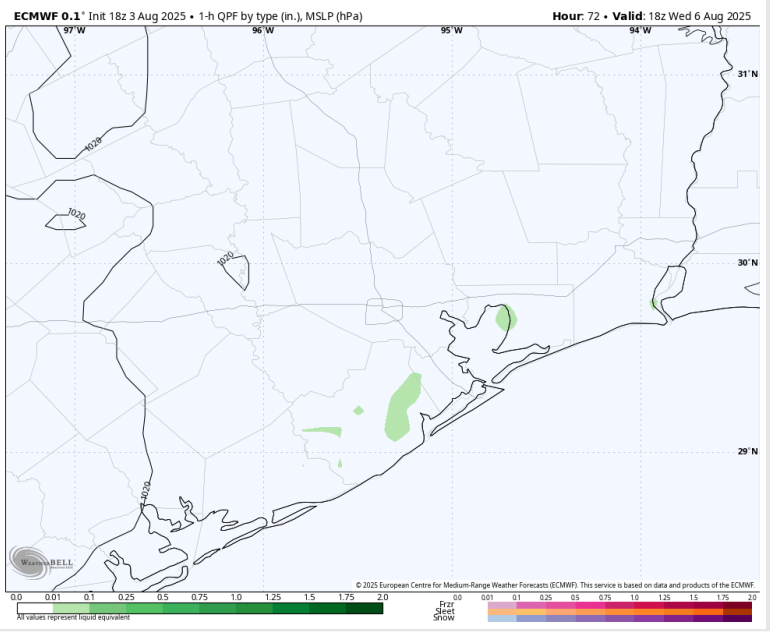
Precip: Isolated showers and storms possible from 10 AM to 6 PM for Stations S of Morgan's Point. **Some storms may have wind gusts of 25+ kts and heavier downpours.**

Wind: Winds will be generally out of the S/SW, becoming variable between 4 – 10 AM. **N of Morgan's Point:** Winds will be at 1 – 7 kts. **S of Morgan's Point:** Winds will be 3 – 8 kts.

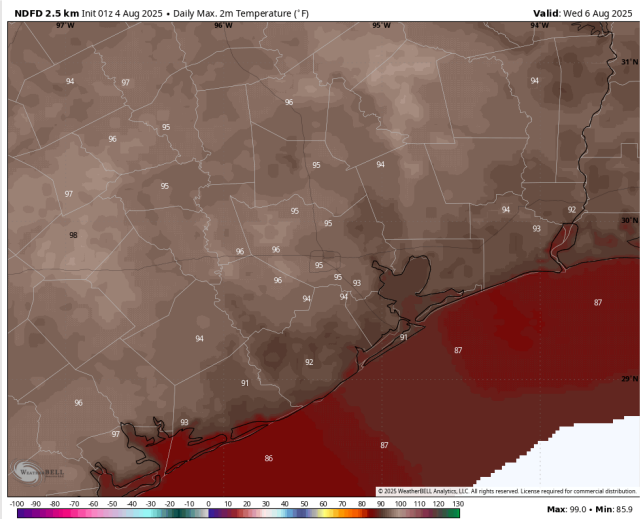
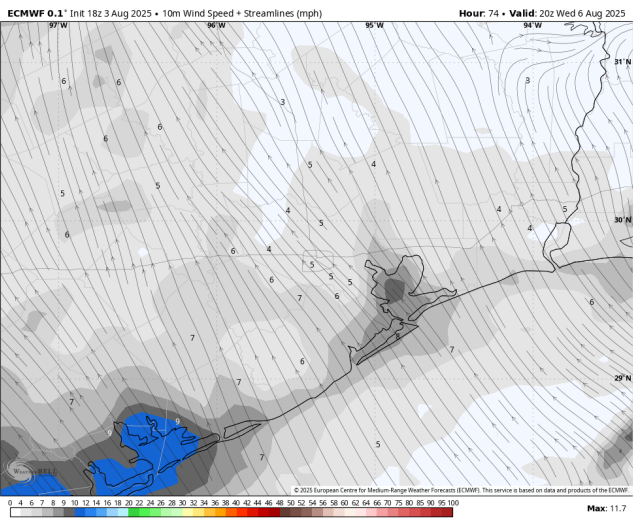
High Temps: **N of Morgan's Point:** Mid 90s F. **S of Morgan's Point:** Low 90s F.

Visibility: No fog concerns Wednesday, however, visibilities may be reduced briefly under heavier downpours.

Precip Image: 1 PM CT

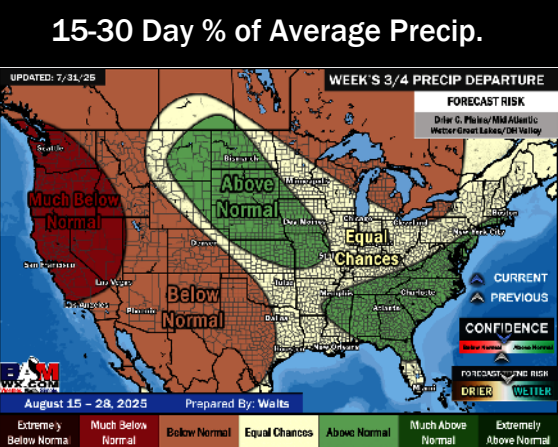
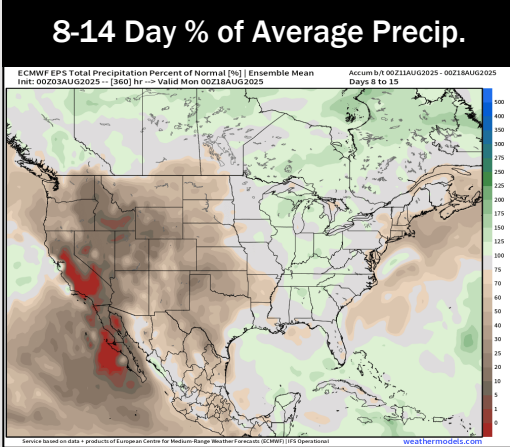
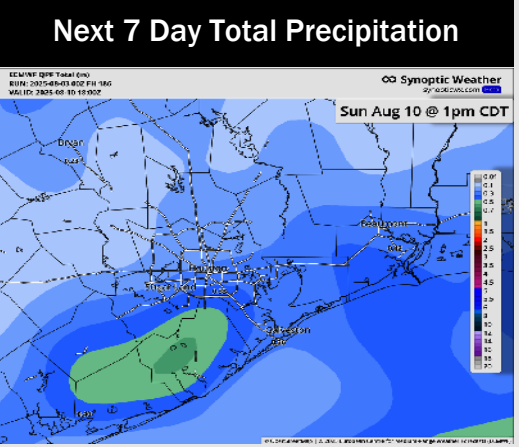
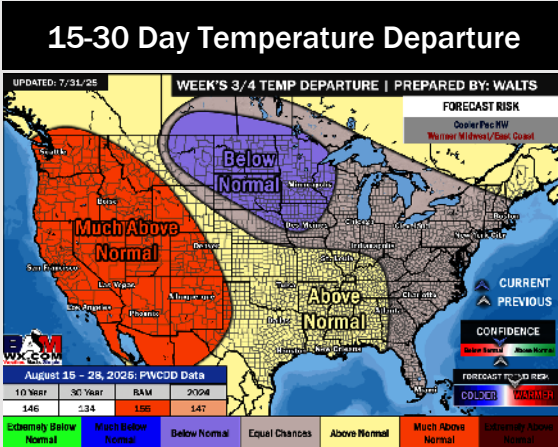
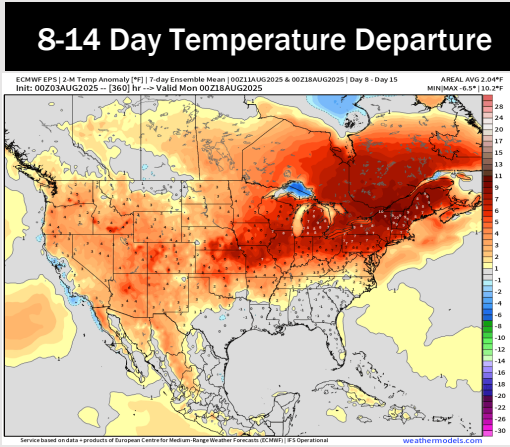
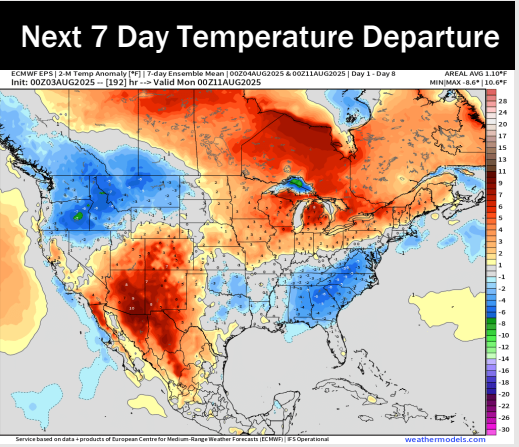


Wind Speed:
3 PM CT



High Temps
Wednesday

Houston Pilots: 8/4/25



- Temps are expected to be near normal for the next 7 days with scattered rain chances into early/mid week.
- Near normal temps and near normal rain chances are favored for days 8 – 14.
- Above normal temperatures are favored for the start of August along with near normal rainfall chances.