

Houston Pilots Forecast Package



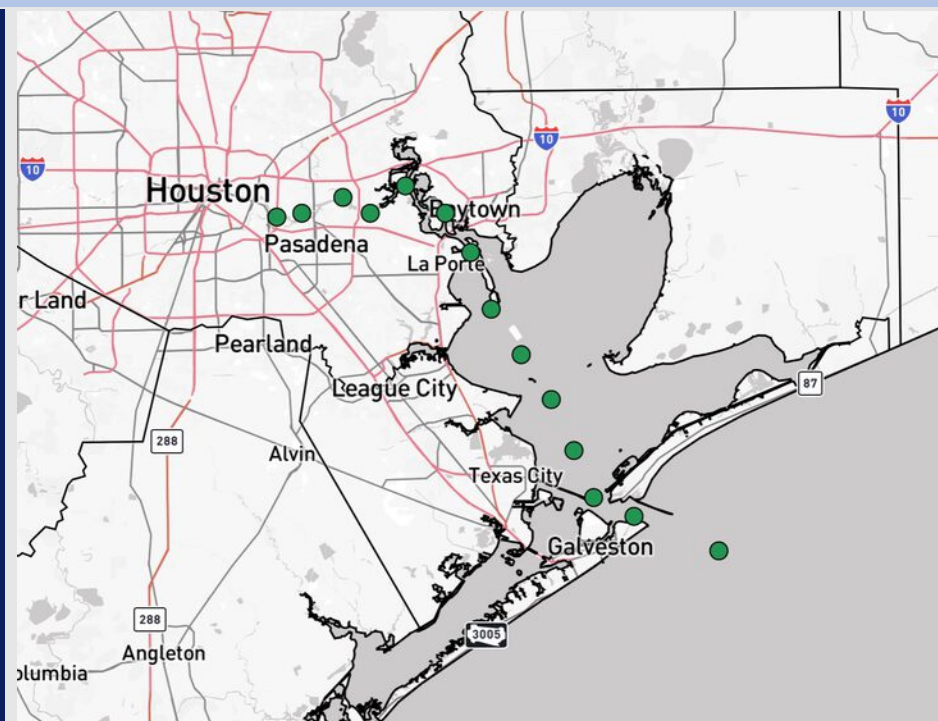
Updated: 9:00 PM CT

Sunday, August 24, 2025

Forecaster: Tyler Riggles

Weather Headlines

- Isolated to scattered shower and storms in play at times over the next 72 hours, with most chances in play for 25/26, 11/12 and the Boarding Station.
- We're watching for additional tropical development in the Atlantic. Additional details on the Tropical Outlook Slide.



Current Radar: 8:49 PM CT

As always, please do not hesitate to reach out to us with any forecast questions at **(317)-560-8122**. Press **1** for forecast questions.

You can also access real-time forecast updates and 24/7 meteorological chat assistance on your **Clarity** app. Click [here](#) for login assistance.

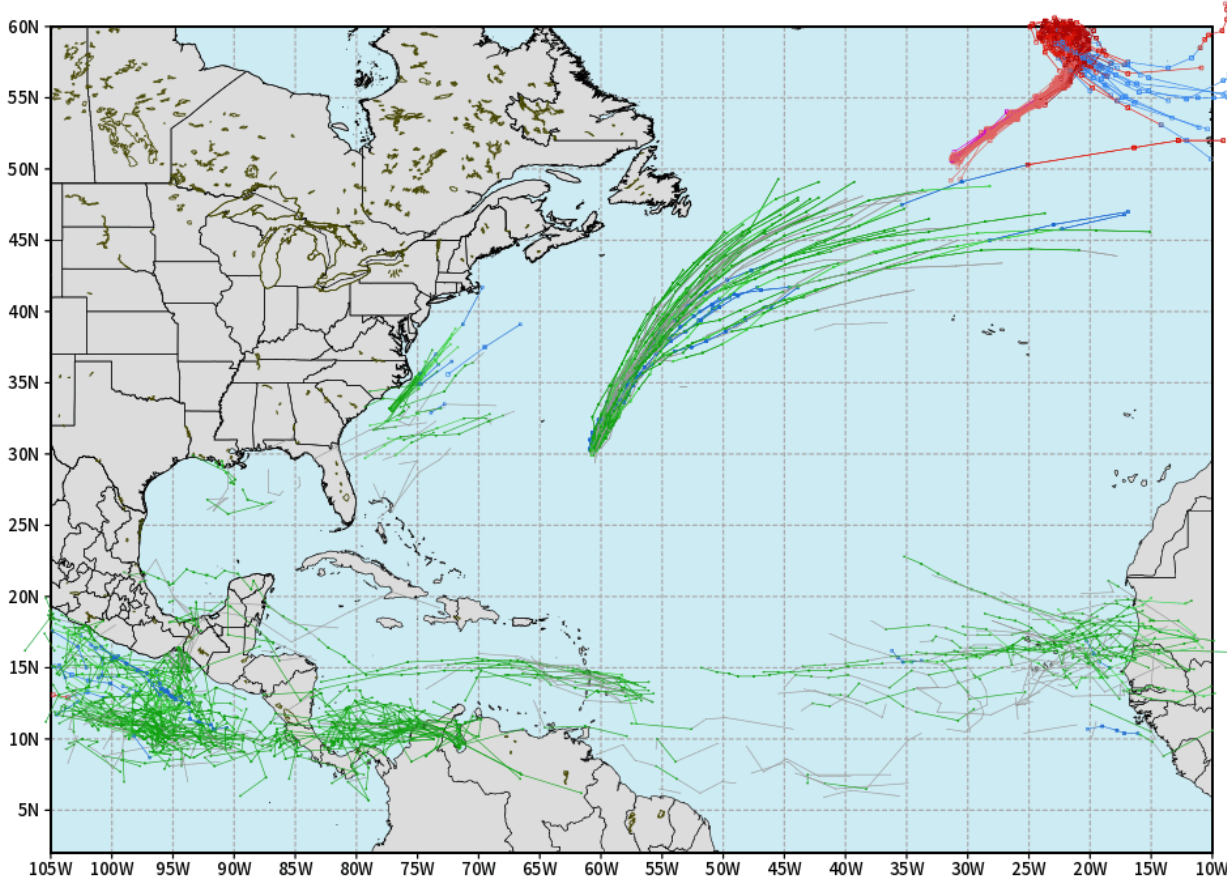


Houston Pilots Tropical Update

10-Day Tropical Outlook

ECMWF ATLANTIC EPS Cyclone Locations --> Next [10-days]
INIT: 12Z24AUG2025 --> UNTIL 12Z03SEP2025

o-o ENSEMBLE MEAN
o-o 1000 - 1010 hPa
o-o 980 - 999 hPa
o-o 960 - 979 hPa
o-o 950 - 959 hPa
o-o < 950 hPa



weathermodels.com

No tropical development favored in the Gulf over the next 10 days.

We're watching two additional areas of development in the Atlantic. Tropical Storm Fernand looks to steer out to the open Atlantic.

The other development ~27th - 29th is more uncertain with the track but is currently favored to track South of the Yucatan Peninsula. We will continue to monitor the trend.

Houston Pilots Visibility Chart (miles)



Visibility	Sun 9 pm	Sun 10 pm	Sun 11 pm	Mon 12 am	Mon 1 am	Mon 2 am	Mon 3 am	Mon 4 am	Mon 5 am	Mon 6 am	Mon 7 am	Mon 8 am	Mon 9 am	Mon 10 am	Mon 11 am	Mon 12 pm	Mon 1 pm	Mon 2 pm	Mon 3 pm	Mon 4 pm	Mon 5 pm	Mon 6 pm	Mon 7 pm	Mon 8 pm
Houston Pilots N - 610 Bridge	10	10	10	10	10	10	10	10	10	10	10	10	10	10	10	10	10	10	10	10	10	10	10	10
Houston Pilots M - Kinder 1	10	10	10	10	10	10	10	10	10	10	10	10	10	10	10	10	10	10	10	10	10	10	10	10
Houston Pilots L - Greens Bayou	10	10	10	10	10	10	10	10	10	10	10	10	10	10	10	10	10	10	10	10	10	10	10	10
Houston Pilots K - Shell Crude	10	10	10	10	10	10	10	10	10	10	10	10	10	10	10	10	10	10	10	10	10	10	10	10
Houston Pilots J - Lynchburg Ferries	10	10	10	10	10	10	10	10	10	10	10	10	10	10	10	10	10	10	10	10	10	10	10	10
Houston Pilots I - Exxon 3	10	10	10	10	10	10	10	10	10	10	10	10	10	10	10	10	10	10	10	10	10	10	10	10
Houston Pilots H - Morgans Point	10	10	10	10	10	10	10	10	10	10	10	10	10	10	10	10	10	10	10	10	10	10	10	10
Houston Pilots G - 75/76	10	10	10	10	10	10	10	10	10	10	10	10	10	10	10	10	10	10	10	10	10	10	10	10
Houston Pilots F - 63/64	10	10	10	10	10	10	10	10	10	10	10	10	10	10	10	10	10	10	10	10	10	10	10	10
Houston Pilots E - 51/52	10	10	10	10	10	10	10	10	10	10	10	10	10	10	10	10	10	10	10	10	10	10	10	10
Houston Pilots D - 37/38	10	10	10	10	10	10	10	10	10	10	10	10	10	10	10	10	10	10	10	10	10	10	10	10
Houston Pilots C - 25/26	10	10	10	10	10	10	10	10	10	10	10	10	10	10	10	10	10	10	10	10	10	10	10	10
Houston Pilots B - 11/12	10	10	10	10	10	10	10	10	10	10	10	10	10	10	10	10	10	10	10	10	10	10	10	10
Houston Pilots A - 1 & 2 Bravo	10	10	10	10	10	10	10	10	10	10	10	10	10	10	10	10	10	10	10	10	10	10	10	10

NOTE: This is automated data that may/may not agree with the official BAM thinking that’s found on the daily slides or special visibility report slides. This data should be used as a guide only

Houston Pilots Wind Chart



Sustained Wind 10 Knots
Gusts 15 Knots
Wind from the SE



Wind	Sun 9 pm	Sun 10 pm	Sun 11 pm	Mon 12 am	Mon 1 am	Mon 2 am	Mon 3 am	Mon 4 am	Mon 5 am	Mon 6 am	Mon 7 am	Mon 8 am	Mon 9 am	Mon 10 am	Mon 11 am	Mon 12 pm	Mon 1 pm	Mon 2 pm	Mon 3 pm	Mon 4 pm	Mon 5 pm	Mon 6 pm	Mon 7 pm	Mon 8 pm
Houston Pilots N - 610 Bridge	5	3	3	2	2	2	1	1	2	2	2	2	3	3	3	6	6	6	6	6	7	7	8	8
	9	8	7	6	5	5	5	5	5	5	5	6	6	7	8	10	12	13	13	13	15	14	15	14
	↖	↑	↑	↗	↗	→	→	→	↘	↘	↘	↘	↓	↓	↓	↖	←	←	←	←	↖	↖	↖	↖
Houston Pilots M - Kinder 1	5	3	3	2	2	2	1	1	2	2	2	2	3	3	3	6	6	6	6	6	7	8	8	8
	9	8	7	6	5	5	5	5	5	5	5	6	6	7	8	10	12	13	13	13	15	14	14	14
	↖	↑	↑	↗	↗	→	→	→	↘	↘	↘	↘	↓	↓	↓	↖	←	←	←	←	↖	↖	↖	↖
Houston Pilots L - Greens Bayou	3	3	3	2	2	1	1	1	2	2	2	2	3	3	3	5	6	6	6	7	7	7	7	7
	9	8	7	5	5	5	5	5	5	5	5	5	6	7	8	9	10	13	13	13	14	14	14	13
	↖	↑	↑	↗	↗	→	→	→	↘	↘	↘	↘	↓	↓	↓	↖	←	←	←	↖	↖	↖	↖	↖
Houston Pilots K - Shell Crude	3	3	3	2	2	1	1	1	2	2	2	2	3	3	3	5	6	6	6	7	7	7	7	7
	9	8	7	5	5	5	5	5	5	5	5	5	6	7	8	9	10	13	13	13	15	14	13	13
	↖	↑	↑	↗	↗	→	→	→	↘	↘	↘	↘	↓	↓	↓	↖	←	←	←	↖	↖	↖	↖	↖
Houston Pilots J - Lynchburg Ferries	3	3	2	2	1	1	1	1	1	1	2	2	2	3	3	5	6	6	6	6	7	7	7	6
	9	7	7	5	5	5	5	5	5	5	5	5	6	6	8	9	10	13	13	13	14	13	13	13
	↖	↑	↑	↗	↗	→	→	→	↘	↘	↘	↘	↓	↓	↓	↖	←	←	←	↖	↖	↖	↖	↖
Houston Pilots I - Exxon 3	8	7	6	6	5	5	5	5	5	6	6	6	6	6	6	7	7	8	8	9	10	10	10	10
	10	10	9	8	7	7	7	7	7	7	8	8	8	8	9	10	12	13	14	15	15	15	15	15
	↖	↑	↑	↗	↗	→	→	→	↘	↘	↘	↘	↓	↓	↓	↖	←	←	←	↖	↖	↖	↖	↖
Houston Pilots H - Morgans Point	8	7	6	6	5	5	5	5	5	5	6	6	6	6	6	7	7	8	8	9	10	10	10	10
	10	10	9	8	7	7	7	7	7	7	8	8	9	9	10	10	12	13	14	15	15	15	15	15
	↑	↑	↑	↗	↗	→	→	→	↘	↘	↘	↘	↓	↓	↓	↖	←	←	←	↖	↖	↖	↖	↖
Houston Pilots G - 75/76	8	8	7	6	6	6	6	6	6	6	6	7	7	7	7	6	6	7	8	8	9	9	10	10
	12	10	10	9	8	7	7	8	8	8	9	10	10	10	12	12	12	13	13	15	15	15	15	15
	↑	↑	↑	↗	↗	→	→	→	↘	↘	↘	↘	↓	↓	↓	↖	←	←	←	↖	↖	↖	↖	↖
Houston Pilots F - 63/64	8	7	7	6	6	6	6	6	6	6	7	7	7	7	7	6	6	6	7	8	9	9	9	10
	12	10	9	9	8	7	7	8	8	8	9	10	10	10	12	12	12	13	13	14	15	15	15	15
	↑	↑	↑	↗	↗	→	→	→	↘	↘	↘	↘	↓	↓	↓	↖	←	←	←	↖	↖	↖	↖	↖
Houston Pilots E - 51/52	8	7	7	6	6	6	6	6	6	6	7	7	7	7	7	7	7	7	8	8	8	9	9	10
	10	10	9	8	8	7	7	8	8	9	9	10	10	12	12	12	12	13	13	14	15	14	14	14
	↖	↑	↑	↑	↗	↗	→	→	↘	↘	↘	↘	↓	↓	↓	↖	←	←	←	↖	↖	↖	↖	↖
Houston Pilots D - 37/38	8	7	7	6	6	6	6	6	6	6	6	7	7	7	8	7	7	7	8	8	8	9	9	9
	10	10	9	8	8	7	7	8	8	8	9	10	10	12	12	12	12	13	13	13	15	14	14	14
	↖	↑	↑	↑	↗	↗	→	→	↘	↘	↘	↘	↓	↓	↓	↖	←	←	←	↖	↖	↖	↖	↖
Houston Pilots C - 25/26	7	7	6	6	6	5	5	5	6	6	6	7	7	7	8	7	7	7	8	8	8	8	8	9
	10	10	9	8	8	7	7	7	8	8	9	10	10	12	13	12	12	13	13	13	14	13	14	14
	↖	↑	↑	↑	↗	↗	→	→	↘	↘	↘	↘	↓	↓	↓	↖	←	←	←	↖	↖	↖	↖	↖
Houston Pilots B - 11/12	6	6	6	5	5	3	3	3	5	5	6	6	6	6	7	7	7	7	7	8	8	8	8	8
	10	10	9	8	8	7	7	7	8	8	9	10	10	12	12	12	12	13	13	13	14	13	13	13
	↖	↑	↑	↑	↑	↗	→	→	↘	↘	↘	↘	↓	↓	↓	↖	←	←	←	↖	↖	↖	↖	↖
Houston Pilots A - 1 & 2 Bravo	7	7	6	6	6	6	5	6	6	6	6	7	7	8	8	7	7	7	7	7	8	8	8	8
	10	10	10	9	8	8	8	8	8	8	9	10	12	12	13	13	12	13	13	13	14	13	14	13
	↖	↑	↑	↑	↑	↑	↗	↘	↓	↓	↓	↓	↓	↓	↓	↖	←	←	←	↖	↖	↖	↖	↖

NOTE: This is automated data that may/may not agree with the official BAM thinking that's found on the daily slides.
This data should be used as a guide only.

Houston Pilots: MON. 8/25/2025

Forecast Discussion

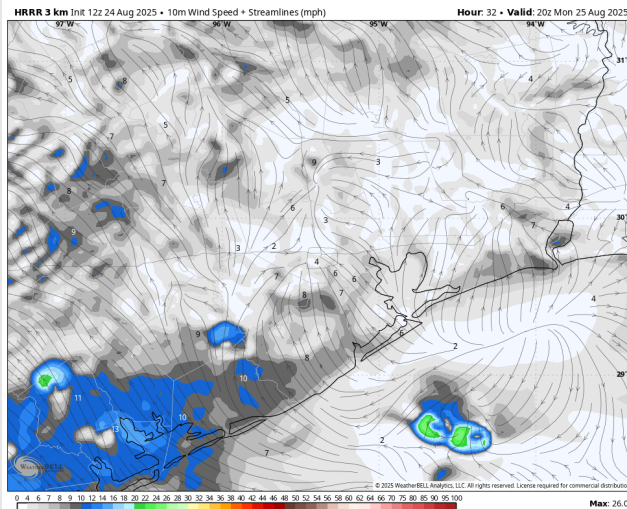
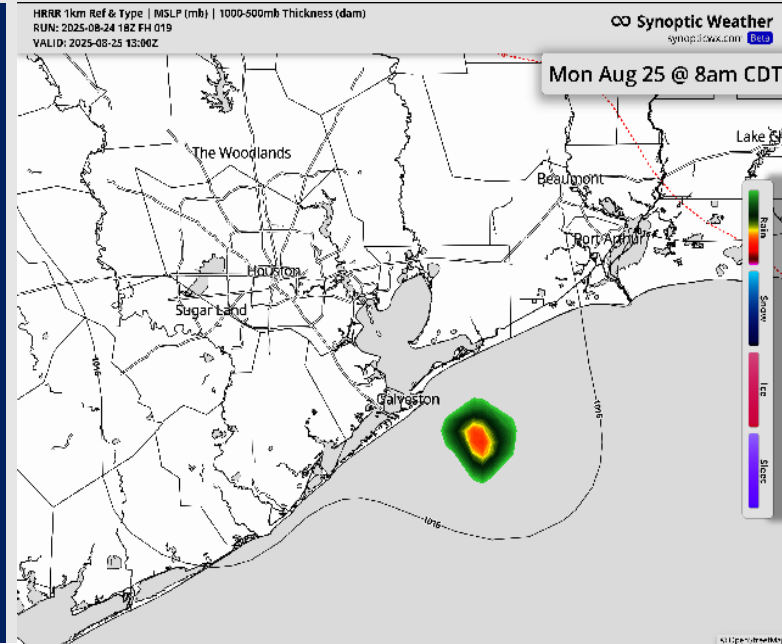
Precip: Isolated showers possible for the Boarding Station from 6 AM – 12 PM today.

Wind: Winds will be rather variable throughout the day, with the tendency to blow from the SE. **N of Morgan's Point:** Winds will be at 1 – 6 kts. **S of Morgan's Point:** Winds will be at 3 – 8 kts.

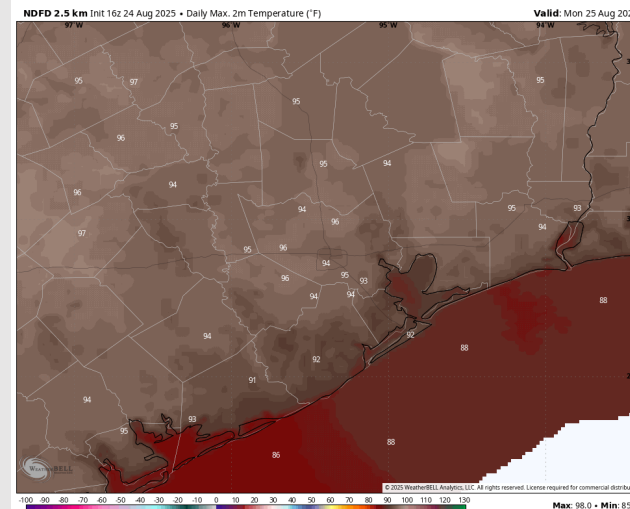
High Temps: **N of Morgan's Point:** Mid 90s F. **S of Morgan's Point:** Low 90s F.

Visibility: No visibility concerns today.

Precip Image: 8 AM CT



Wind Speed:
4 PM CT



High Temps
Today

Houston Pilots: WED. 8/27/2025

Forecast Discussion

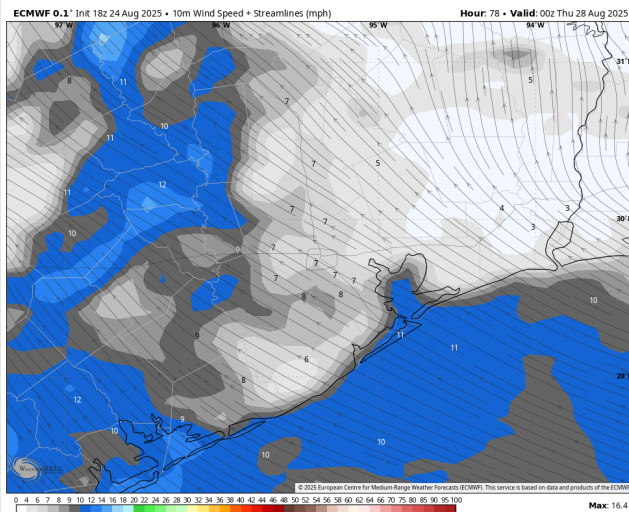
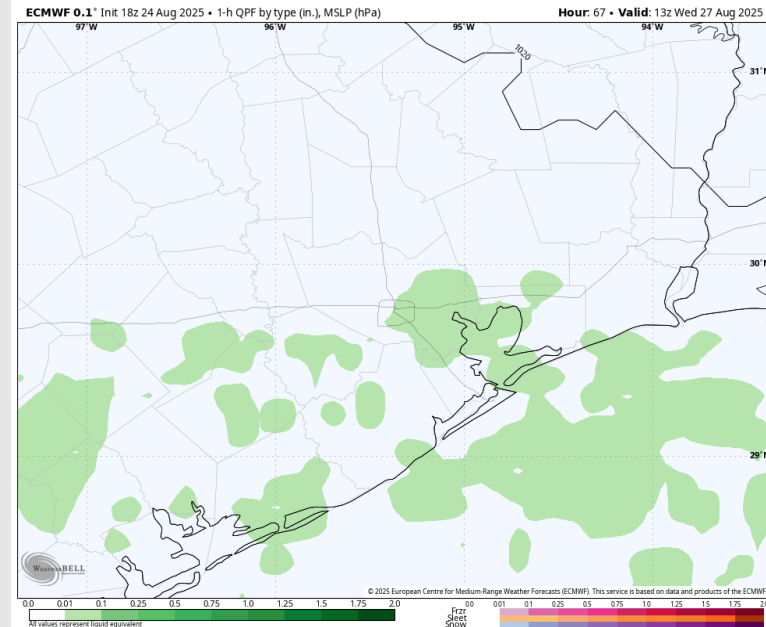
Precip: Isolated showers and storms will be possible for Stations S of 25/26 through 5AM, with coverage then becoming scattered for all Stations through 6 PM. **Storms will hold risks for 25+ kt winds, lightning and heavy downpours.**

Wind: Winds will be variable through 12 PM before settling out of the SE. **N of Morgan's Point:** Winds will be at 2 – 7 kts. **S of Morgan's Point:** Winds will be at 3 – 8 kts through 4 PM before increasing slightly to 5 – 10 kts.

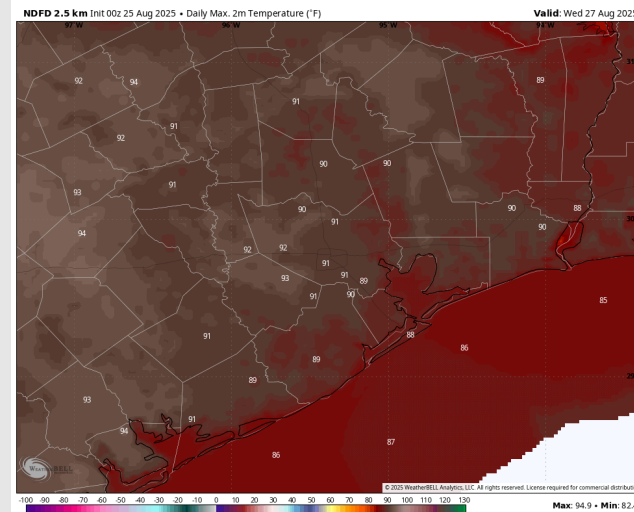
High Temps: **N of Morgan's Point:** Low 90s F. **S of Morgan's Point:** Upper 80s F.

Visibility: No fog concerns for Wednesday, however visibilities can be reduced under heavy downpours.

Precip Image: 8 AM CT



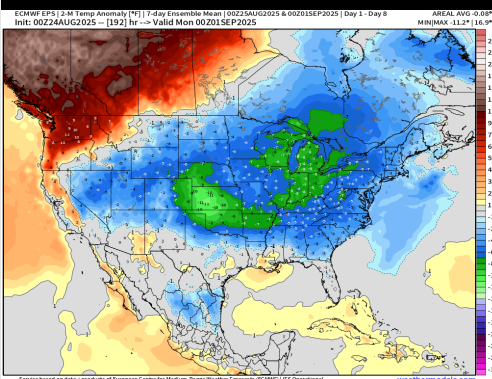
Wind Speed:
7 PM CT



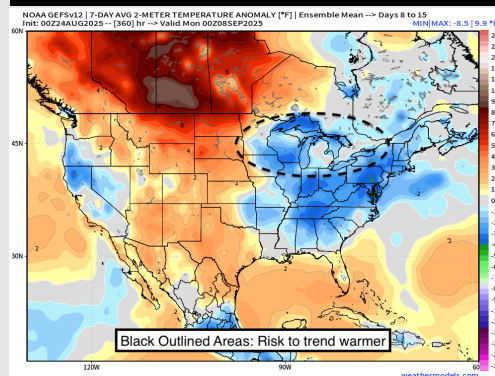
High Temps
Wednesday

Houston Pilots: 8/25/25

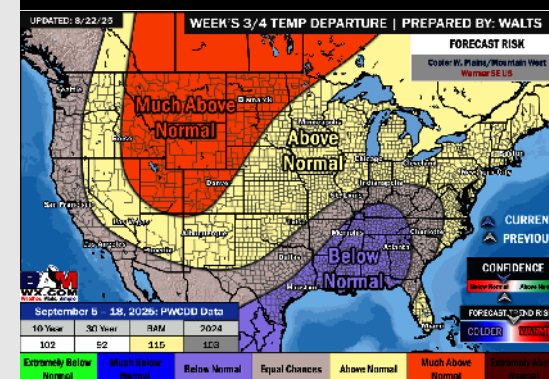
Next 7 Day Temperature Departure



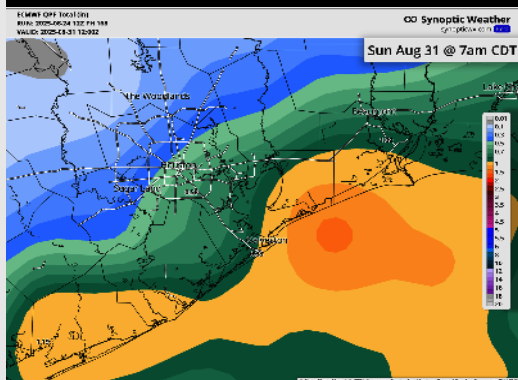
8-14 Day Temperature Departure



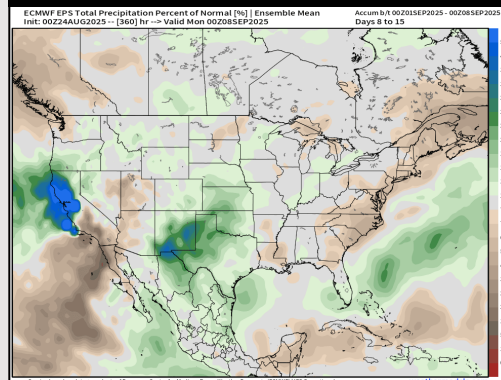
15-30 Day Temperature Departure



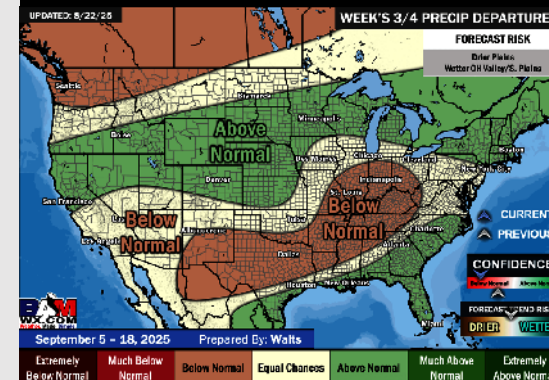
Next 7 Day Total Precipitation



8-14 Day % of Average Precip.



15-30 Day % of Average Precip.



- Temps are expected to be near normal for the next 7 days with scattered rain chances bringing a few downpours throughout the week.
- Slightly above normal temperatures and above normal rain chances are favored for days 8 – 14.
- Below normal temperatures are favored for early to mid September with above normal rainfall chances.