



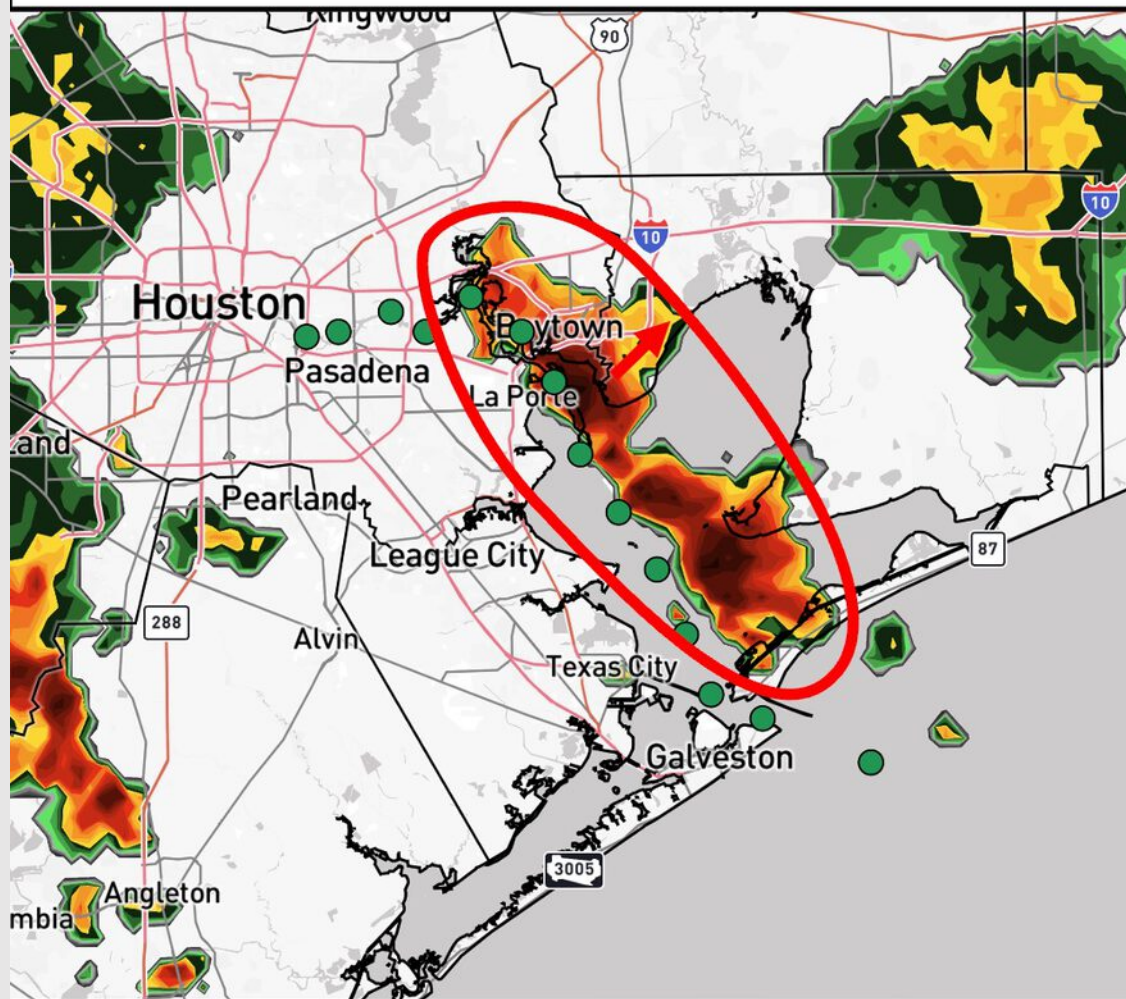
Stationary Downpour

Current: 9:25 PM CT 8/21/25

Forecaster: Wagner



- ✓ Stations in the **red circle** will see a stationary downpour through 10PM-CT. Additional pop-up storms will be possible through 3AM-CT.
- ✓ A few cells will be capable of producing 1" – 2" of rainfall.
- ✓ Lightning and gusts of 25 – 30 kts will be possible.



Houston Pilots Forecast Package



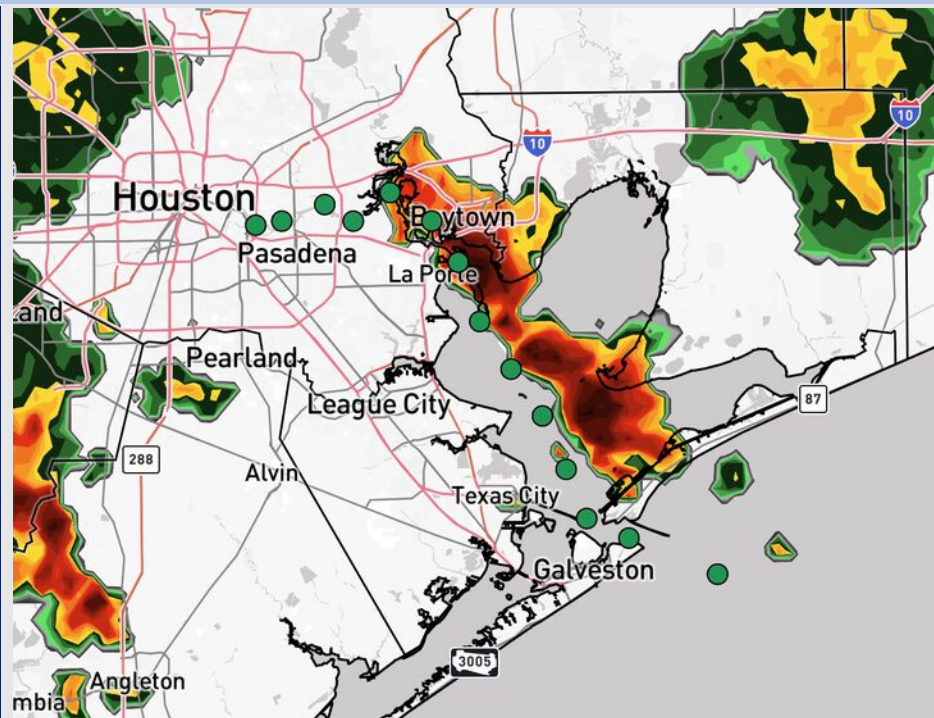
Updated: 9:25 PM CT

Thursday, August 21, 2025

Forecaster: Jakeb Wagner

Weather Headlines

- Scattered storms will be possible from 9PM THU – 4AM this morning with additional scattered storm chances from 4PM – 10PM.
- We're watching for additional tropical development in the Atlantic. Additional details on the Tropical Slide.



Current Radar: 9:25 PM CT

As always, please do not hesitate to reach out to us with any forecast questions at [\(317\)-560-8122](tel:317-560-8122). Press 1 for forecast questions.

You can also access real-time forecast updates and 24/7 meteorological chat assistance on your [Clarity](#) app. Click [here](#) for login assistance.

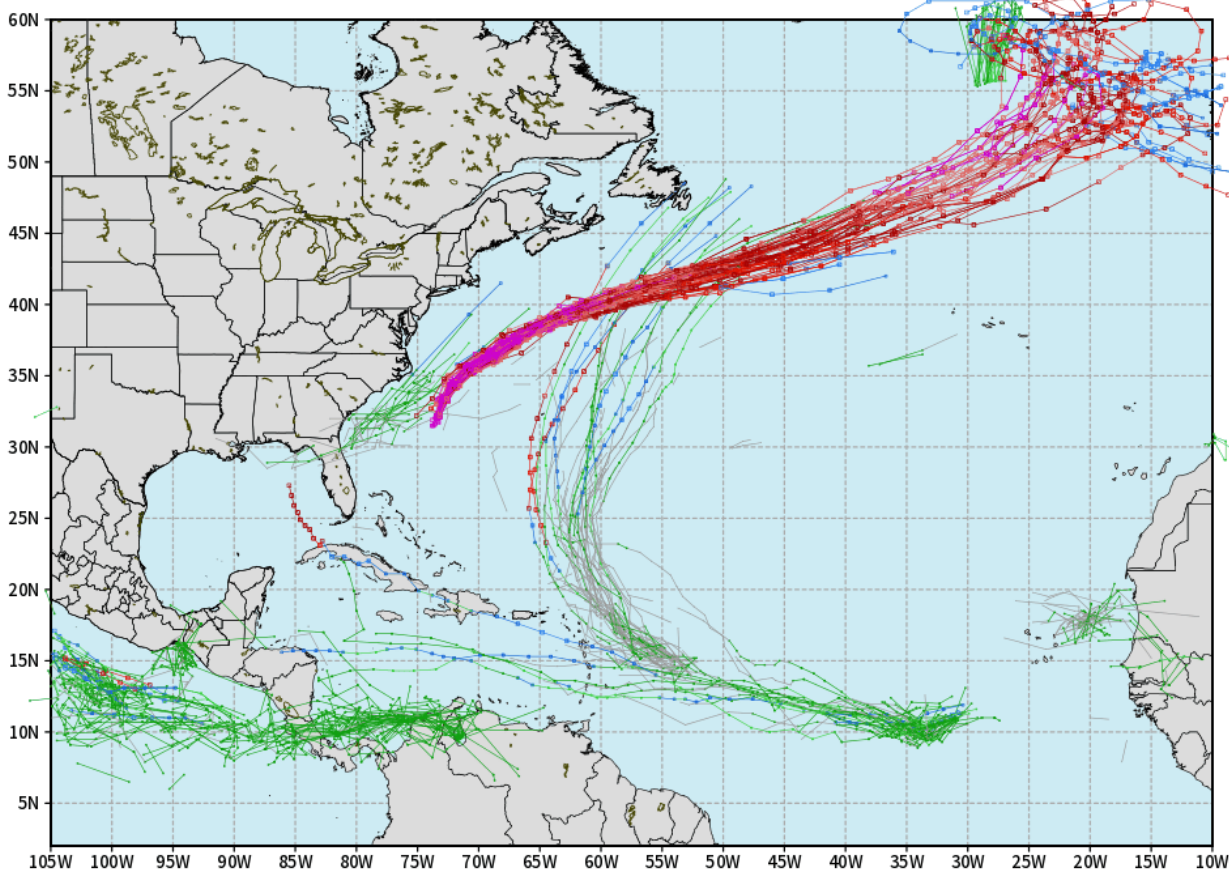


Houston Pilots Tropical Update

10-Day Tropical Outlook

ECMWF ATLANTIC EPS Cyclone Locations --> Next [10-days]
INIT: 00Z21AUG2025 --> UNTIL 00Z31AUG2025

o-o ENSEMBLE MEAN
o-o 1000 - 1010 hPa
o-o 980 - 999 hPa
o-o 960 - 979 hPa
o-o 950 - 959 hPa
o-o < 950 hPa



weathermodels.com

No tropical development favored in the Gulf over the next 10 days.

We're watching two additional developments in the Atlantic. One development from the 23rd to 28th looks to steer out to the open Atlantic.

The other development ~27th - 29th is more uncertain with the track. We will continue to monitor the trend.

Houston Pilots Visibility Chart (miles)



Visibility	Thu 11 pm	Fri 12 am	Fri 1 am	Fri 2 am	Fri 3 am	Fri 4 am	Fri 5 am	Fri 6 am	Fri 7 am	Fri 8 am	Fri 9 am	Fri 10 am	Fri 11 am	Fri 12 pm	Fri 1 pm	Fri 2 pm	Fri 3 pm	Fri 4 pm	Fri 5 pm	Fri 6 pm	Fri 7 pm	Fri 8 pm	Fri 9 pm	Fri 10 pm
Houston Pilots N - 610 Bridge	10	10	10	10	10	10	10	10	10	10	10	10	10	10	10	10	10	10	10	10	10	10	9	10
Houston Pilots M - Kinder 1	10	10	10	10	10	10	10	10	10	10	10	10	10	10	10	10	10	10	10	10	10	10	9	10
Houston Pilots L - Greens Bayou	10	10	10	10	10	10	10	10	10	9	10	10	10	10	10	10	10	10	10	10	10	10	9	10
Houston Pilots K - Shell Crude	10	10	10	10	10	10	10	10	10	9	10	10	10	10	10	10	10	10	10	10	10	10	9	10
Houston Pilots J - Lynchburg Ferries	10	9	10	10	10	10	10	10	10	7.9	10	10	10	10	10	10	10	10	10	10	10	10	9	10
Houston Pilots I - Exxon 3	10	9	10	10	10	10	10	10	10	7.9	9	10	10	10	10	10	10	10	10	10	10	10	9	10
Houston Pilots H - Morgans Point	10	9	10	10	10	10	10	10	10	9	9	10	10	10	10	10	10	10	10	10	10	10	9	10
Houston Pilots G - 75/76	10	9	10	10	10	10	10	10	10	10	9	10	10	10	10	10	10	10	10	10	10	10	9	9
Houston Pilots F - 63/64	10	9	10	10	10	10	10	10	10	10	9	10	10	10	10	10	10	10	10	10	10	10	9	9
Houston Pilots E - 51/52	10	9	6.9	10	10	10	10	10	10	10	10	10	10	10	10	10	10	10	10	10	10	10	9	9
Houston Pilots D - 37/38	10	9	9	10	10	10	10	10	10	10	10	10	10	10	10	10	10	10	10	10	10	10	9	9
Houston Pilots C - 25/26	10	10	9	10	10	10	10	10	10	10	10	10	10	10	10	10	10	10	10	10	10	10	10	9
Houston Pilots B - 11/12	10	10	10	10	10	10	10	10	10	10	10	10	10	10	10	10	10	10	10	10	10	10	10	10
Houston Pilots A - 1 & 2 Bravo	10	10	10	10	10	10	10	10	10	10	5.9	7.9	10	10	10	10	10	10	10	10	10	10	10	10

NOTE: This is automated data that may/may not agree with the official BAM thinking that's found on the daily slides or special visibility report slides. This data should be used as a guide only

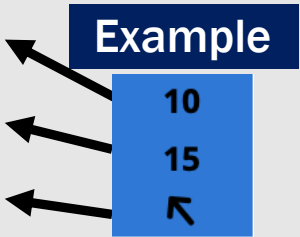
Houston Pilots Wind Chart



Sustained Wind 10 Knots

Gusts 15 Knots

Wind from the SE



Wind	Thu 11 pm	Fri 12 am	Fri 1 am	Fri 2 am	Fri 3 am	Fri 4 am	Fri 5 am	Fri 6 am	Fri 7 am	Fri 8 am	Fri 9 am	Fri 10 am	Fri 11 am	Fri 12 pm	Fri 1 pm	Fri 2 pm	Fri 3 pm	Fri 4 pm	Fri 5 pm	Fri 6 pm	Fri 7 pm	Fri 8 pm	Fri 9 pm	Fri 10 pm
Houston Pilots N - 610 Bridge	2 6 ↗	1 5 ←	1 5 ←	1 5 ←	1 5 ↓	2 5 ↓	2 6 ↓	2 6 ↓	3 7 ↓	3 7 ↓	3 7 ↓	3 8 ↓	3 8 ↓	5 10 ↓	5 9 ↓	5 10 ↓	5 10 ↓	5 10 ↓	5 10 ↓	5 9 ←	3 9 ←	3 9 ←	3 7 ←	2 7 ←
Houston Pilots M - Kinder 1	2 6 →	1 5 ←	1 5 ←	1 5 ←	1 5 ↓	2 5 ↓	2 6 ↓	2 6 ↓	3 7 ↓	3 7 ↓	3 7 ↓	5 8 ↓	5 10 ↓	5 9 ↓	5 10 ↓	5 10 ↓	5 10 ↓	5 9 ←	5 9 ←	3 9 ←	3 9 ←	3 7 ←	3 7 ←	2 7 ←
Houston Pilots L - Greens Bayou	2 6 →	1 5 ←	1 5 ←	1 5 ↓	1 5 ↓	2 5 ↓	2 6 ↓	2 6 ↓	3 7 ↓	3 7 ↓	3 7 ↓	3 8 ↓	5 9 ↓	5 9 ↓	5 10 ↓	5 10 ↓	5 10 ↓	5 9 ←	5 9 ←	3 8 ←	3 8 ←	3 7 ←	3 7 ←	2 6 ←
Houston Pilots K - Shell Crude	2 6 →	1 5 ←	1 5 ←	1 5 ↓	1 5 ↓	1 5 ↓	2 6 ↓	2 6 ↓	3 7 ↓	3 7 ↓	3 7 ↓	3 8 ↓	5 9 ↓	5 9 ↓	5 10 ↓	5 10 ↓	5 10 ↓	5 9 ←	5 9 ←	3 8 ←	3 8 ←	3 7 ←	3 7 ←	2 6 ←
Houston Pilots J - Lynchburg Ferries	1 5 ←	1 5 ←	1 3 ←	1 3 ↓	1 5 ↓	1 5 ↓	2 6 ↓	2 6 ↓	2 6 ↓	3 7 ↓	3 7 ↓	3 8 ↓	3 8 ↓	5 9 ↓	5 9 ↓	5 10 ↓	5 10 ↓	5 10 ↓	5 9 ←	3 9 ←	3 8 ←	3 8 ←	2 7 ←	2 6 ←
Houston Pilots I - Exxon 3	6 7 ←	5 7 ←	5 7 ←	5 7 ↓	5 7 ↓	5 7 ↓	6 8 ↓	6 8 ↓	6 8 ↓	7 9 ↓	6 9 ↓	6 9 ↓	6 9 ↓	6 10 ↓	6 10 ↓	7 12 ↓	7 12 ↓	7 12 ↓	7 12 ↓	8 10 ↓	6 9 ←	6 9 ←	6 9 ←	6 7 ←
Houston Pilots H - Morgans Point	6 7 ←	5 7 ←	5 7 ←	5 7 ↓	5 7 ↓	5 7 ↓	6 8 ↓	6 8 ↓	6 8 ↓	6 9 ↓	6 9 ↓	6 9 ↓	6 9 ↓	6 10 ↓	6 10 ↓	7 12 ↓	7 12 ↓	7 12 ↓	7 12 ↓	8 10 ↓	6 9 ←	6 9 ←	6 9 ←	6 7 ←
Houston Pilots G - 75/76	6 8 ↓	6 7 ↓	6 7 ←	6 7 ←	6 8 ↓	6 8 ↓	6 8 ↓	6 9 ↓	7 9 ↓	8 10 ↓	7 10 ↓	7 10 ↓	7 10 ↓	6 10 ↓	6 10 ↓	6 12 ↓	6 12 ↓	6 12 ↓	7 12 ↓	6 12 ↓	6 9 ←	7 9 ←	6 9 ←	6 8 ←
Houston Pilots F - 63/64	6 8 ↑	6 7 ↓	6 7 ←	6 7 ←	6 8 ↓	6 8 ↓	6 8 ↓	6 9 ↓	7 9 ↓	8 10 ↓	7 10 ↓	7 10 ↓	6 10 ↓	6 10 ↓	6 10 ↓	6 12 ↓	6 12 ↓	6 12 ↓	6 12 ↓	6 10 ↓	6 9 ←	6 9 ←	6 9 ←	6 8 ←
Houston Pilots E - 51/52	6 8 ↑	6 7 ↓	6 7 ←	6 7 ←	6 8 ↓	6 8 ↓	6 8 ↓	6 9 ↓	7 9 ↓	7 10 ↓	7 10 ↓	7 10 ↓	7 10 ↓	6 10 ↓	6 10 ↓	6 12 ↓	6 12 ↓	6 12 ↓	6 12 ↓	6 10 ↓	6 9 ←	7 9 ←	6 9 ←	6 8 ←
Houston Pilots D - 37/38	6 7 ↑	5 7 ←	5 7 ↓	5 7 ↓	5 7 ↓	6 7 ↓	6 8 ↓	6 8 ↓	6 9 ↓	7 10 ↓	7 10 ↓	7 10 ↓	6 10 ↓	6 10 ↓	6 10 ↓	6 12 ↓	6 10 ↓	6 10 ↓	6 10 ↓	6 10 ↓	6 9 ←	6 9 ←	6 9 ←	6 8 ←
Houston Pilots C - 25/26	6 7 ↖	5 7 ↓	5 7 ↓	5 7 ↓	5 7 ↓	6 7 ↓	6 8 ↓	6 8 ↓	6 8 ↓	7 9 ↓	6 9 ↓	6 10 ↓	6 10 ↓	6 10 ↓	6 10 ↓	6 10 ↓	6 10 ↓	6 10 ↓	6 10 ↓	6 10 ↓	6 9 ←	6 9 ←	6 9 ←	6 8 ←
Houston Pilots B - 11/12	5 7 ↖	3 7 ↓	3 7 ↓	3 7 ↓	3 7 ↓	3 7 ↓	5 7 ↓	5 8 ↓	5 8 ↓	6 9 ↓	6 9 ↓	6 9 ↓	6 10 ↓	6 10 ↓	6 10 ↓	6 10 ↓	6 10 ↓	5 10 ↓	6 10 ↓	6 10 ↓	6 9 ←	6 9 ←	6 9 ←	5 8 ←
Houston Pilots A - 1 & 2 Bravo	6 8 ←	5 8 ↓	5 8 ↓	5 7 ←	5 7 ←	6 7 ←	6 8 ↓	6 8 ↓	6 8 ↓	6 9 ↓	6 9 ↓	6 9 ↓	6 9 ↓	6 10 ↓	6 9 ↓	6 10 ↓	5 10 ↓	5 10 ↓	6 10 ↓	6 10 ↓	6 9 ←	6 9 ←	6 9 ←	6 6 ←

NOTE: This is automated data that may/may not agree with the official BAM thinking that's found on the daily slides.
This data should be used as a guide only.

Houston Pilots: FRI. 8/22/2025

Forecast Discussion

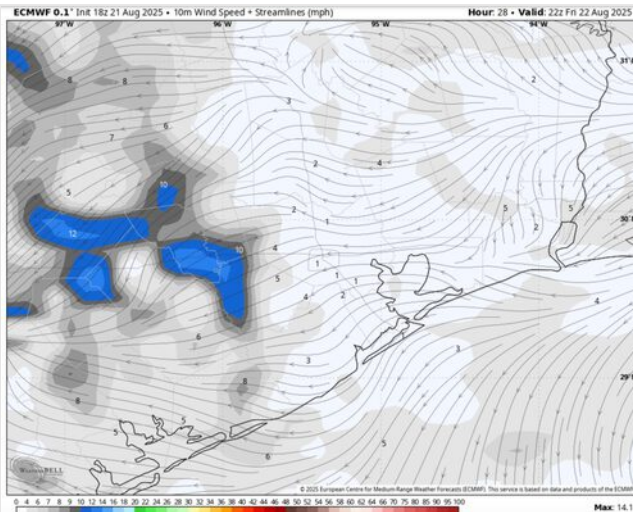
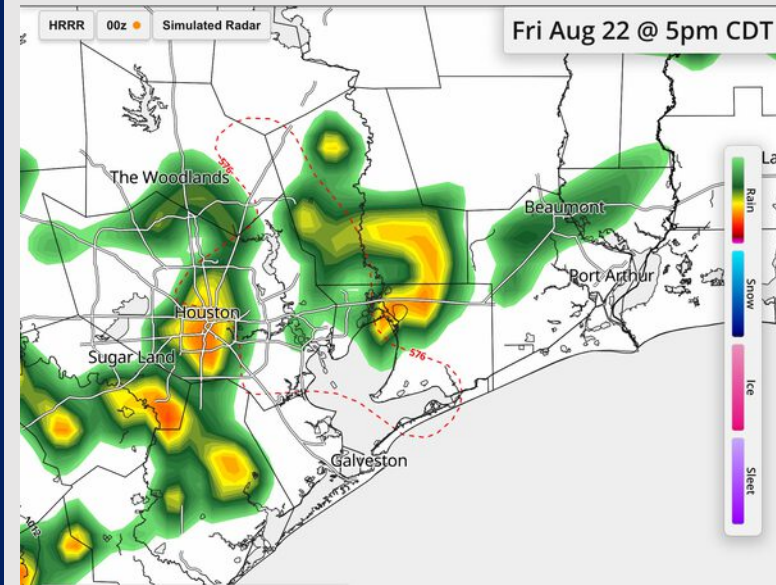
Precip: Scattered storms will be possible from 9PM THU – 4AM this morning with additional scattered storm chances from 4PM – 10PM. Wind gusts of 30 kts, lightning, and heavy downpours will be possible.

Wind: Winds will be rather variable throughout the day, with the tendency to blow from the ENE. **N of Morgan's Point:** Winds will be at 1 – 6 kts. **S of Morgan's Point:** Winds will be at 1 – 6 kts.

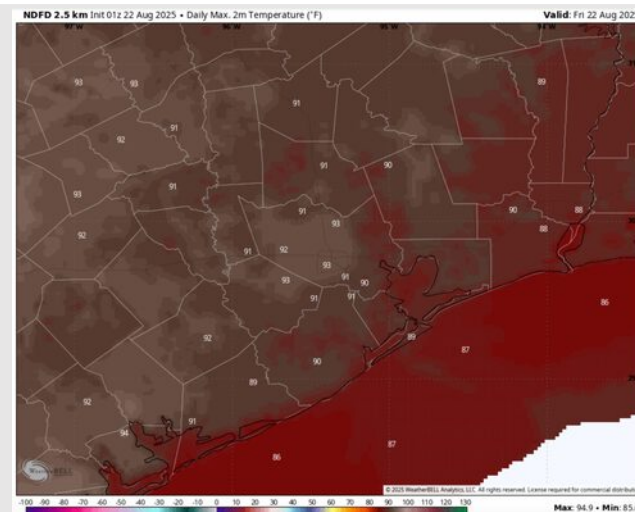
High Temps: **N of Morgan's Point:** Low 90s F. **S of Morgan's Point:** High 80s F.

Visibility: No fog concerns today, however, visibilities may be reduced under heavy downpours.

Precip Image: 5 PM CT



Wind Speed:
5 PM CT



High Temps
Today

Houston Pilots: SAT. 8/23/2025

Forecast Discussion

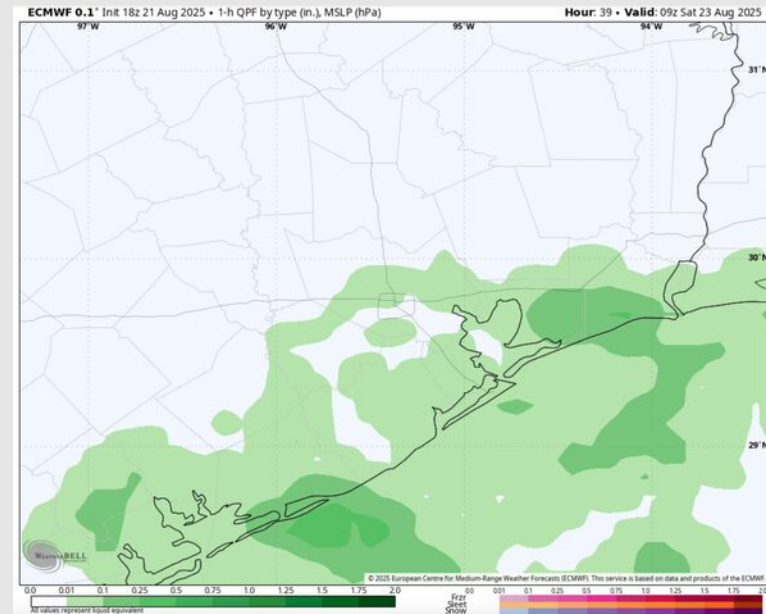
Precip: Scattered to widespread showers/storms for ALL stations from 12AM - 6PM.

Wind: Winds will be generally out of the E/NE throughout the day. **N of Morgan's Point:** Winds will be at 2 – 7 kts. **S of Morgan's Point:** Winds will be at 2 – 7 kts.

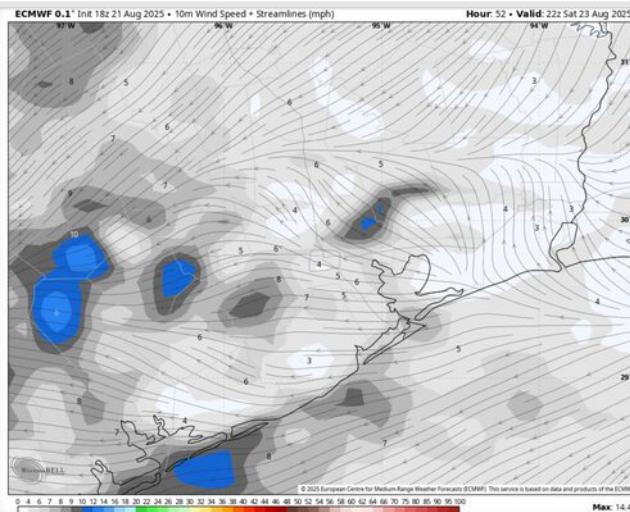
High Temps: **N of Morgan's Point:** Low 90s F. **S of Morgan's Point:** High 80s F.

Visibility: No fog concerns Saturday. Visibilities may be reduced briefly under heavier downpours.

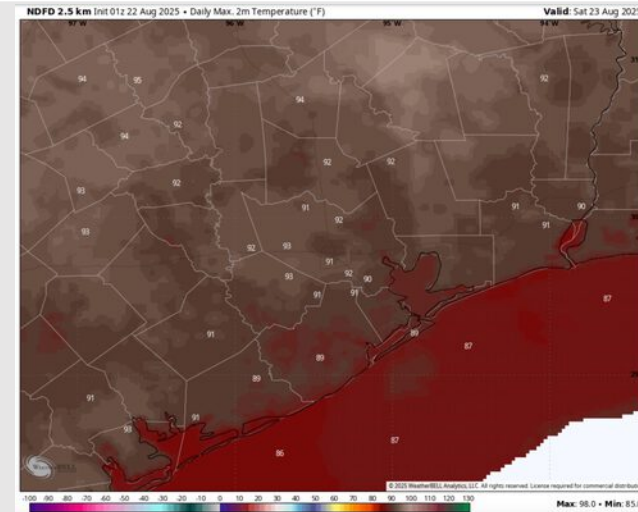
Precip Image: 4 AM CT



Wind Speed:
5 PM CT



High Temps
Saturday



Houston Pilots: SUN. 8/24/2025

Forecast Discussion

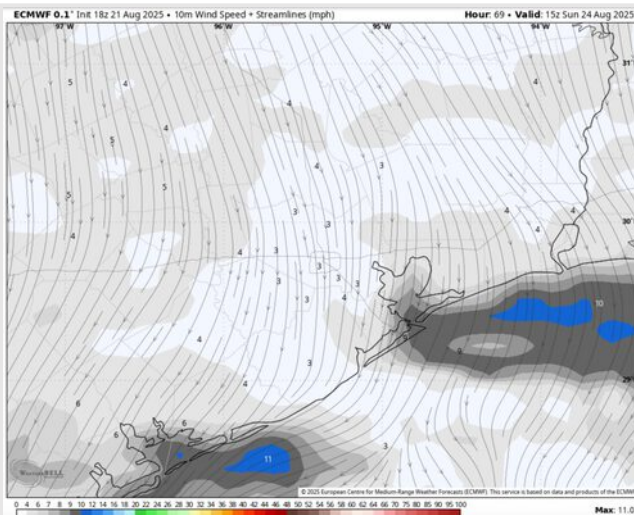
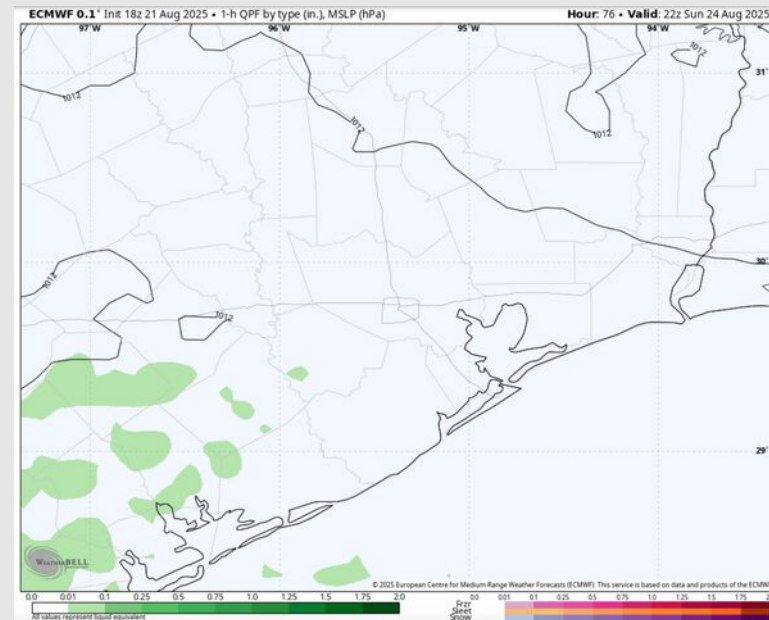
Precip: Precipitation is trending south and west of ALL stations Sunday. Dry conditions are favored.

Wind: Winds will be from the N Sunday. **N of Morgan's Point:** Winds will be at 1 – 6 kts. **S of Morgan's Point:** Winds will be at 2 – 7 kts.

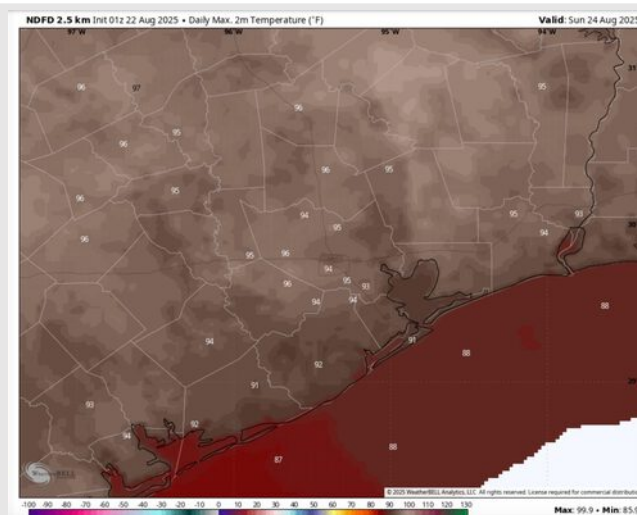
High Temps: **N of Morgan's Point:** Mid 90s F. **S of Morgan's Point:** Low 90s F.

Visibility: No visibility concerns Sunday.

Precip Image: 5 PM CT



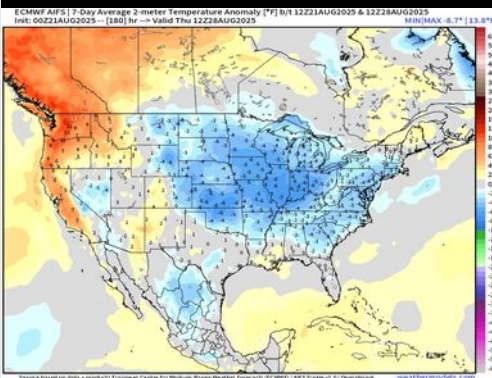
Wind Speed:
10 AM CT



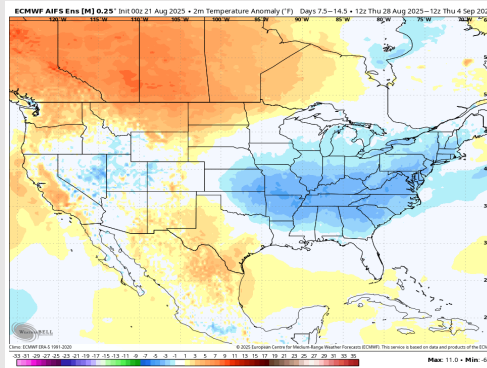
High Temps
Sunday

Houston Pilots: 8/22/25

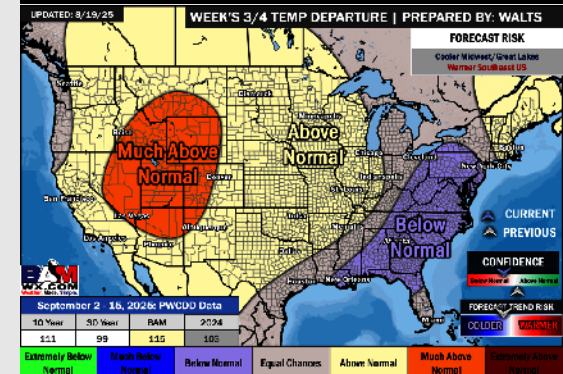
Next 7 Day Temperature Departure



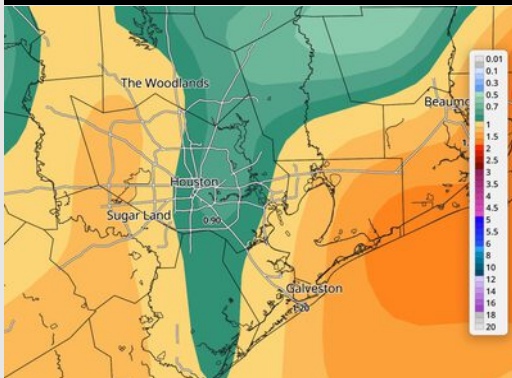
8-14 Day Temperature Departure



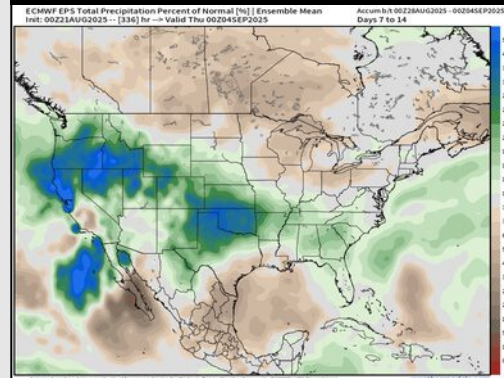
15-30 Day Temperature Departure



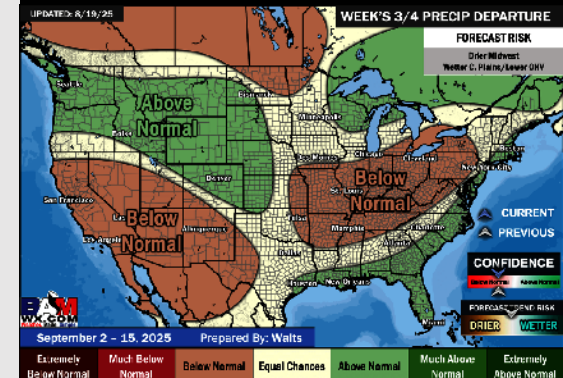
Next 7 Day Total Precipitation



8-14 Day % of Average Precip.



15-30 Day % of Average Precip.



- Temps are expected to be near normal for the next 7 days with scattered rain chances throughout the week.
- Slightly above normal temperatures and below normal rain chances are favored for days 8 – 14.
- Seasonal temperatures are favored for early to mid September with above normal rainfall chances.