

Houston Pilots Forecast Package



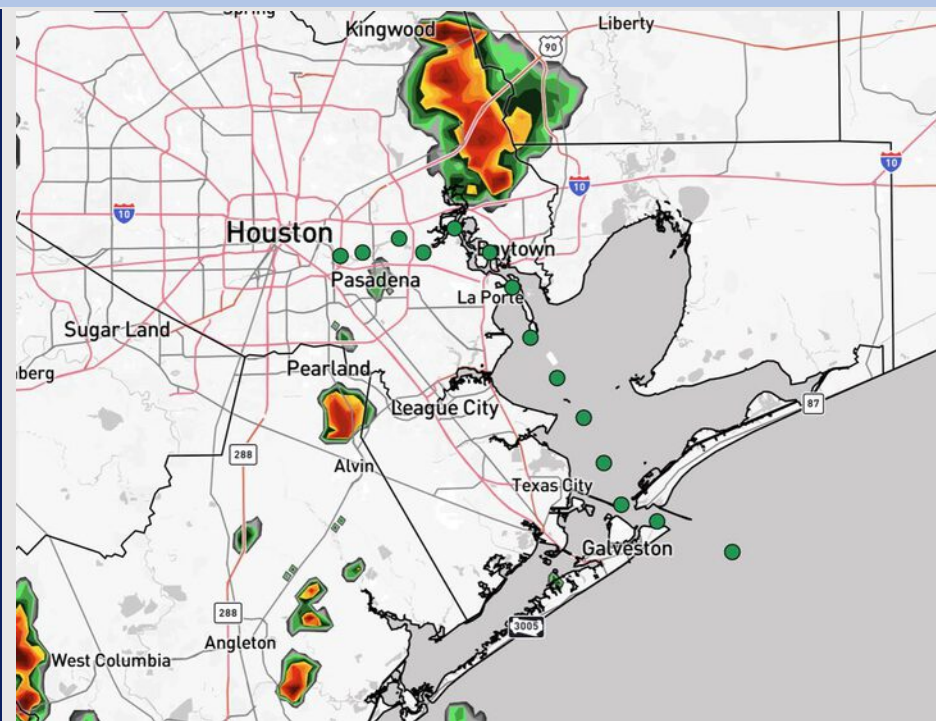
Updated: 1:15 PM CT

Sunday, August 10, 2025

Forecaster: Hope Kleitsch

Weather Headlines

- A few showers/storms will be possible through 7 PM today.
- Additional shower and storm chances in play Monday and Tuesday, with some stronger storms possible Monday.
- No tropical development favored in the Gulf over the next 10 days. Tropical activity will likely develop in the Atlantic Mid August however not anticipating impacts to the Gulf.



Current Radar: 1:15 PM CT

As always, please do not hesitate to reach out to us with any forecast questions at **(317)-560-8122**. Press **1** for forecast questions.

You can also access real-time forecast updates and 24/7 meteorological chat assistance on your **Clarity** app. Click [here](#) for login assistance.

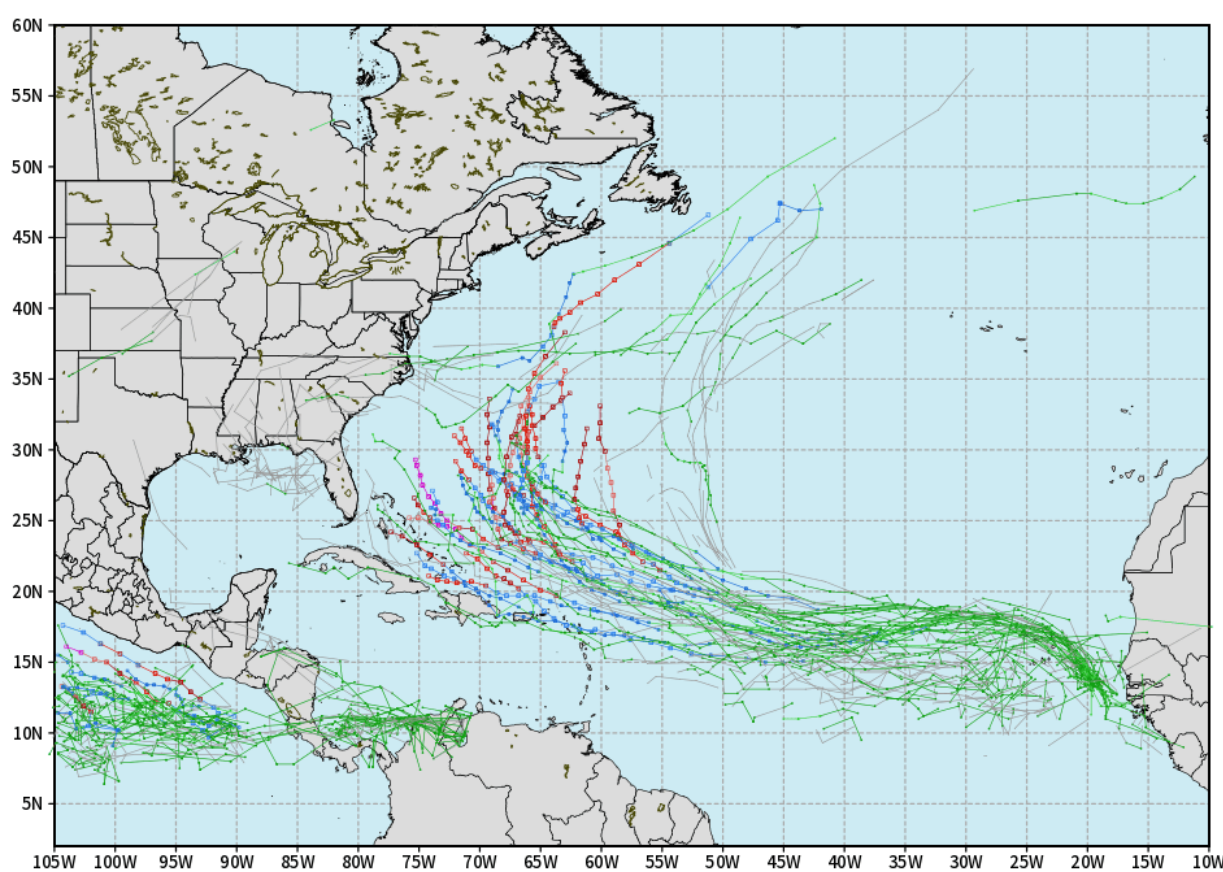


Houston Pilots Tropical Update

10-Day Tropical Outlook

ECMWF ATLANTIC EPS Cyclone Locations --> Next [10-days]
INIT: 00Z10AUG2025 --> UNTIL 00Z20AUG2025

o-o ENSEMBLE MEAN
o-o 1000 - 1010 hPa
o-o 980 - 999 hPa
o-o 960 - 979 hPa
o-o 950 - 959 hPa
o-o < 950 hPa



weathermodels.com

No tropical development favored in the Gulf over the next 10 days.

However, we are watching for a tropical system to develop in the Atlantic Mid-August. Currently, we anticipate this storm to continue to turn N remaining on the E coastline.

Houston Pilots Visibility Chart (miles)



Visibility	Sun 2 pm	Sun 3 pm	Sun 4 pm	Sun 5 pm	Sun 6 pm	Sun 7 pm	Sun 8 pm	Sun 9 pm	Sun 10 pm	Sun 11 pm	Mon 12 am	Mon 1 am	Mon 2 am	Mon 3 am	Mon 4 am	Mon 5 am	Mon 6 am	Mon 7 am	Mon 8 am	Mon 9 am	Mon 10 am	Mon 11 am	Mon 12 pm	Mon 1 pm
Houston Pilots N - 610 Bridge	10	10	10	10	10	10	10	10	10	10	10	10	10	10	10	10	10	10	10	10	10	10	10	10
Houston Pilots M - Kinder 1	10	10	10	10	10	10	10	10	10	10	10	10	10	10	10	10	10	10	10	10	10	10	10	10
Houston Pilots L - Greens Bayou	10	10	10	10	10	10	10	10	10	10	10	10	10	10	10	10	10	10	10	10	10	10	10	10
Houston Pilots K - Shell Crude	10	10	10	10	10	10	10	10	10	10	10	10	10	10	10	10	10	10	10	10	10	10	10	10
Houston Pilots J - Lynchburg Ferries	10	10	10	10	10	10	10	10	10	10	10	10	10	10	10	10	10	10	10	10	10	10	10	10
Houston Pilots I - Exxon 3	10	10	10	10	10	10	10	10	10	10	10	10	10	10	10	10	10	10	10	10	10	10	10	10
Houston Pilots H - Morgans Point	10	10	10	10	10	10	10	10	10	10	10	10	10	10	10	10	10	10	10	10	10	10	10	10
Houston Pilots G - 75/76	10	10	10	10	10	10	10	10	10	10	10	10	10	10	10	10	10	10	10	10	10	10	10	10
Houston Pilots F - 63/64	10	10	10	10	10	10	10	10	10	10	10	10	10	10	10	10	10	10	10	10	10	10	10	10
Houston Pilots E - 51/52	10	10	10	10	10	10	10	10	10	10	10	10	10	10	10	10	10	10	10	10	10	10	10	9
Houston Pilots D - 37/38	10	10	10	10	10	10	10	10	10	10	10	10	10	10	10	10	10	10	10	10	10	10	10	9
Houston Pilots C - 25/26	10	10	10	10	10	10	10	10	10	10	10	10	10	10	10	10	10	10	10	10	10	10	10	9
Houston Pilots B - 11/12	10	10	10	10	10	10	10	10	10	10	10	10	10	10	10	10	10	10	10	10	10	10	10	9
Houston Pilots A - 1 & 2 Bravo	10	10	10	10	10	10	10	10	10	10	10	10	10	10	10	10	10	10	10	10	10	10	10	9

NOTE: This is automated data that may/may not agree with the official BAM thinking that's found on the daily slides or special visibility report slides. This data should be used as a guide only

Houston Pilots Wind Chart



Forecast Confidence

Above
Normal



Below
Normal

Sustained Wind 10 Knots
Gusts 15 Knots
Wind from the SE

Example

10
15
↙

Wind	Sun 2 pm	Sun 3 pm	Sun 4 pm	Sun 5 pm	Sun 6 pm	Sun 7 pm	Sun 8 pm	Sun 9 pm	Sun 10 pm	Sun 11 pm	Mon 12 am	Mon 1 am	Mon 2 am	Mon 3 am	Mon 4 am	Mon 5 am	Mon 6 am	Mon 7 am	Mon 8 am	Mon 9 am	Mon 10 am	Mon 11 am	Mon 12 pm	Mon 1 pm
Houston Pilots N - 610 Bridge	6	6	6	6	6	6	6	6	5	3	3	2	2	1	1	1	1	1	2	2	2	3	3	3
	13	14	14	13	14	13	13	12	9	8	6	5	5	5	5	5	5	5	5	5	5	6	7	8
	↙	↙	↙	↙	↙	↙	↙	↙	↙	↙	↙	↙	↙	↙	↙	↙	↙	↙	↙	↙	↙	↙	↙	↙
Houston Pilots M - Kinder 1	6	6	6	6	6	6	6	6	5	3	3	2	2	1	1	1	1	1	2	2	2	3	3	3
	13	14	14	13	14	13	13	12	9	8	6	5	5	5	5	5	5	5	5	5	5	6	7	9
	↙	↙	↙	↙	↙	↙	↙	↙	↙	↙	↙	↙	↙	↙	↙	↙	↙	↙	↙	↙	↙	↙	↙	↙
Houston Pilots L - Greens Bayou	6	6	6	6	6	6	6	6	5	3	3	2	2	1	1	1	1	1	2	2	2	3	3	3
	13	14	14	13	13	13	12	12	9	8	6	5	5	5	5	5	5	5	5	5	5	6	7	8
	↙	↙	↙	↙	↙	↙	↙	↙	↙	↙	↙	↙	↙	↙	↙	↙	↙	↙	↙	↙	↙	↙	↙	↙
Houston Pilots K - Shell Crude	6	7	7	7	6	6	6	6	3	3	3	2	2	1	1	1	1	1	2	2	2	3	3	5
	13	14	14	13	13	13	12	12	9	8	6	5	5	5	5	5	5	5	5	5	5	6	7	9
	↙	↙	↙	↙	↙	↙	↙	↙	↙	↙	↙	↙	↙	↙	↙	↙	↙	↙	↙	↙	↙	↙	↙	↙
Houston Pilots J - Lynchburg Ferries	6	6	6	6	6	6	6	5	3	3	2	2	1	1	1	1	1	1	1	1	2	3	3	3
	13	14	13	13	13	12	12	10	8	7	6	5	5	3	3	3	3	5	5	5	5	6	8	9
	↙	↙	↙	↙	↙	↙	↙	↙	↙	↙	↙	↙	↙	↙	↙	↙	↙	↙	↙	↙	↙	↙	↙	↙
Houston Pilots I - Exxon 3	8	9	9	9	9	9	9	8	8	7	6	6	6	5	5	5	5	5	5	5	5	6	6	6
	14	15	15	15	15	14	14	13	12	10	9	8	7	7	6	6	6	6	7	7	7	8	9	10
	↙	↙	↙	↙	↙	↙	↙	↙	↙	↙	↙	↙	↙	↙	↙	↙	↙	↙	↙	↙	↙	↙	↙	↙
Houston Pilots H - Morgans Point	8	9	9	9	9	9	9	8	8	7	6	6	6	5	5	5	3	5	5	5	5	6	6	6
	14	15	15	15	15	14	14	13	12	10	9	8	8	7	6	6	6	7	7	7	7	8	9	10
	↙	↙	↙	↙	↙	↙	↙	↙	↙	↙	↙	↙	↙	↙	↙	↙	↙	↙	↙	↙	↙	↙	↙	↙
Houston Pilots G - 75/76	8	8	9	9	9	9	9	9	8	8	8	7	7	6	6	6	6	6	6	6	6	6	6	6
	14	15	15	15	15	15	14	13	13	12	10	10	9	8	8	7	7	7	8	8	8	9	9	10
	↙	↙	↙	↙	↙	↙	↙	↙	↙	↙	↙	↙	↙	↙	↙	↙	↙	↙	↙	↙	↙	↙	↙	↙
Houston Pilots F - 63/64	8	8	9	9	9	9	9	9	8	8	8	7	7	6	6	6	6	6	6	6	6	6	6	5
	14	15	15	15	15	15	14	13	13	12	12	10	10	9	8	7	7	8	8	8	8	9	9	10
	↙	↙	↙	↙	↙	↙	↙	↙	↙	↙	↙	↙	↙	↙	↙	↙	↙	↙	↙	↙	↙	↙	↙	↙
Houston Pilots E - 51/52	8	8	9	9	9	9	9	9	8	8	8	8	7	6	6	6	6	6	6	6	6	6	6	6
	15	15	15	15	15	15	14	13	13	13	12	10	10	9	8	8	7	8	8	8	9	9	9	10
	↙	↙	↙	↙	↙	↙	↙	↙	↙	↙	↙	↙	↙	↙	↙	↙	↙	↙	↙	↙	↙	↙	↙	↙
Houston Pilots D - 37/38	8	8	8	9	8	8	9	9	8	8	8	8	7	6	6	6	5	5	6	6	6	6	6	6
	14	15	15	15	15	14	14	13	13	13	12	10	10	9	8	8	7	7	8	8	9	9	9	10
	↙	↙	↙	↙	↙	↙	↙	↙	↙	↙	↙	↙	↙	↙	↙	↙	↙	↙	↙	↙	↙	↙	↙	↙
Houston Pilots C - 25/26	8	8	8	8	8	8	8	8	8	8	8	7	7	6	6	6	5	5	5	6	6	6	6	6
	14	15	14	14	14	14	14	13	12	12	12	10	10	9	8	8	7	7	8	8	8	9	9	10
	↙	↙	↙	↙	↙	↙	↙	↙	↙	↙	↙	↙	↙	↙	↙	↙	↙	↙	↙	↙	↙	↙	↙	↙
Houston Pilots B - 11/12	8	8	8	8	8	8	8	7	7	7	6	6	6	6	5	5	3	3	3	5	5	6	6	6
	14	15	14	14	14	14	13	13	12	12	12	10	10	9	8	8	7	7	8	8	8	9	9	10
	↙	↙	↙	↙	↙	↙	↙	↙	↙	↙	↙	↙	↙	↙	↙	↙	↙	↙	↙	↙	↙	↙	↙	↙
Houston Pilots A - 1 & 2 Bravo	8	8	8	8	8	8	8	8	8	8	8	8	8	7	6	6	6	6	6	6	6	6	6	5
	14	15	14	14	15	14	14	13	13	13	13	13	12	10	9	9	8	8	8	8	9	10	9	10
	↙	↙	↙	↙	↙	↙	↙	↙	↙	↙	↙	↙	↙	↙	↙	↙	↙	↙	↙	↙	↙	↙	↙	↙

NOTE: This is automated data that may/may not agree with the official BAM thinking that's found on the daily slides.
This data should be used as a guide only.

Houston Pilots: SUN. 8/10/2025

Forecast Discussion

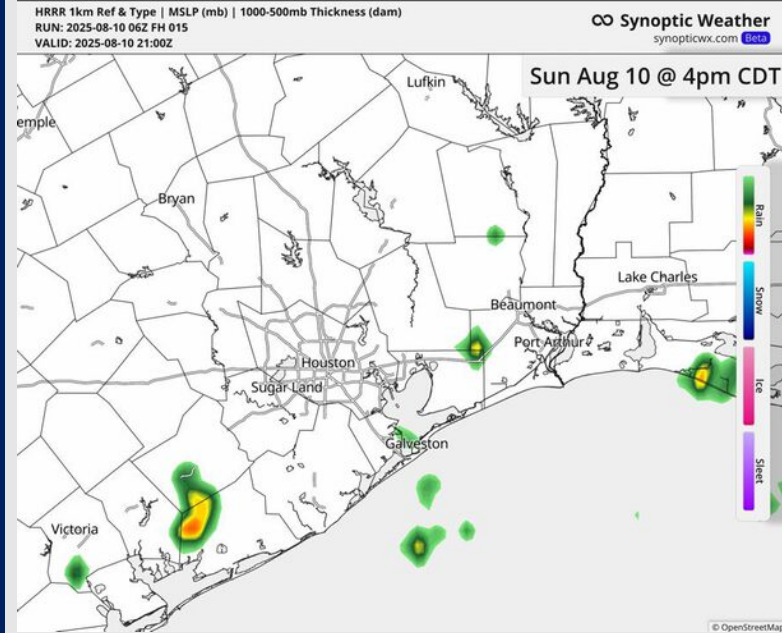
Precip: A few isolated showers/storms will be possible through 7PM, although most activity is favored to stay north and west of Stations.

Wind: Winds will be out of the SE for the rest of the day. **N of Morgan's Point:** Winds will be at 3 – 8 kts the rest of the PM. **S of Morgan's Point:** Winds will be at 8 – 13 kts the remainder of the day.

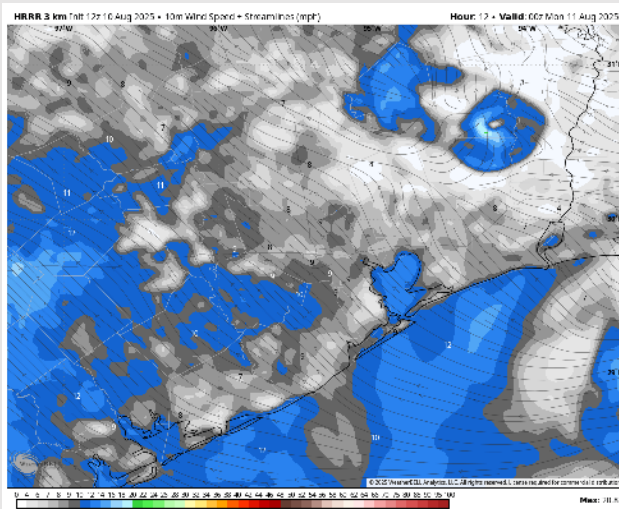
Low Temps: **N of Morgan's Point:** Upper 70s F. **S of Morgan's Point:** Near 80 F.

Visibility: No visibility concerns today.

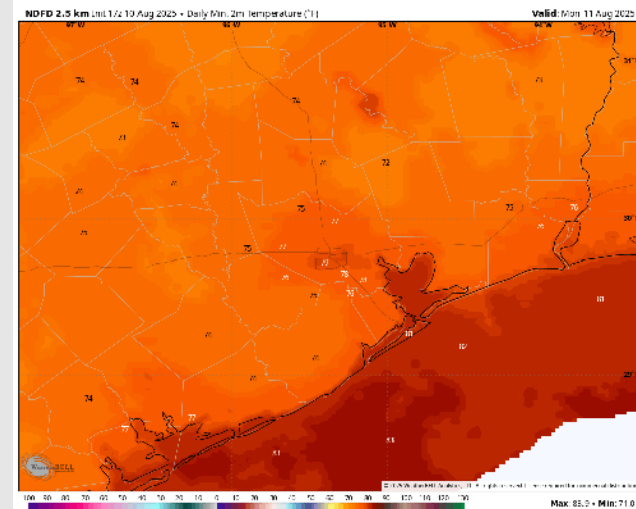
Precip Image: 4 PM CT



Wind Speed:
7 PM CT



Low Temps
MON AM



Houston Pilots: MON. 8/11/2025

Forecast Discussion

Precip: Scattered showers and storms possible from 4 – 10 AM, with coverage then decreasing to be more isolated through 8 PM. **Storms will hold risks for heavy rain, lightning and wind gusts of 25 kts.**

Wind: Winds will be from the E/SE Monday, becoming variable at times. **N of Morgan's Point:** Winds will be at 2 - 7 kts. **S of Morgan's Point:** Winds will be at 5 - 10 kts.

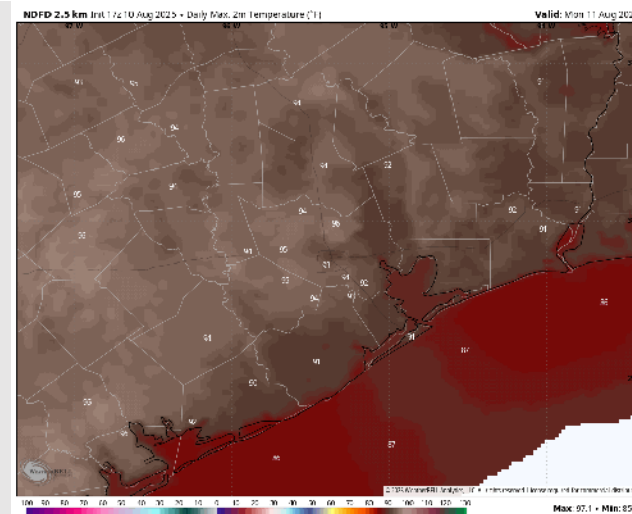
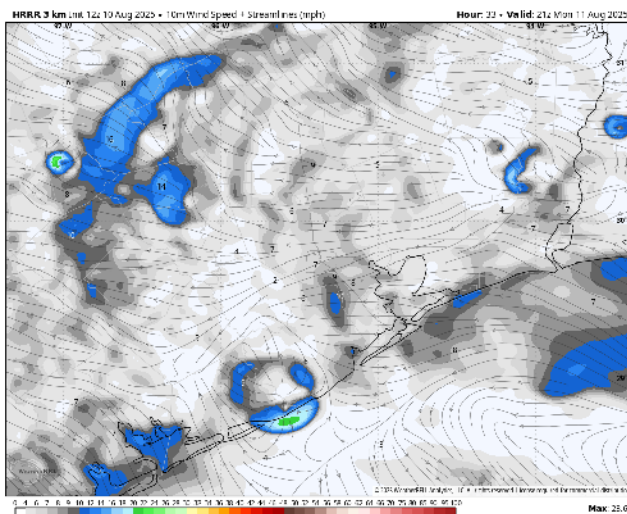
High Temps: **N of Morgan's Point:** Mid 90s F. **S of Morgan's Point:** Low 90s F.

Visibility: No fog concerns Monday, though visibilities can briefly be reduced by heavy downpours.

Precip Image: 7 AM CT



Wind Speed:
4 PM CT



High Temps
Monday

Houston Pilots: TUE. 8/12/2025

Forecast Discussion

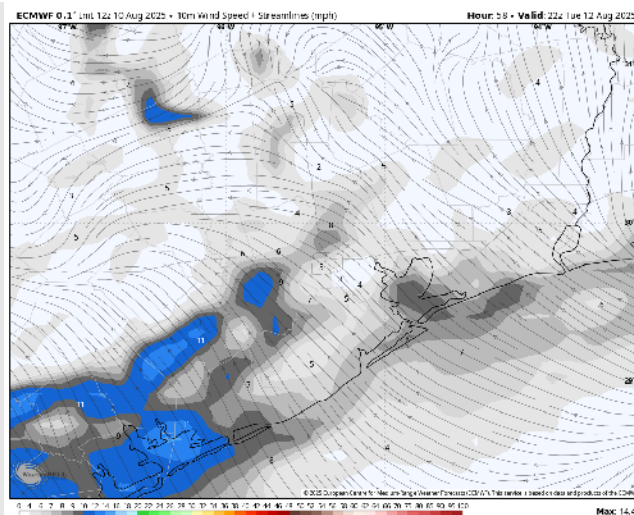
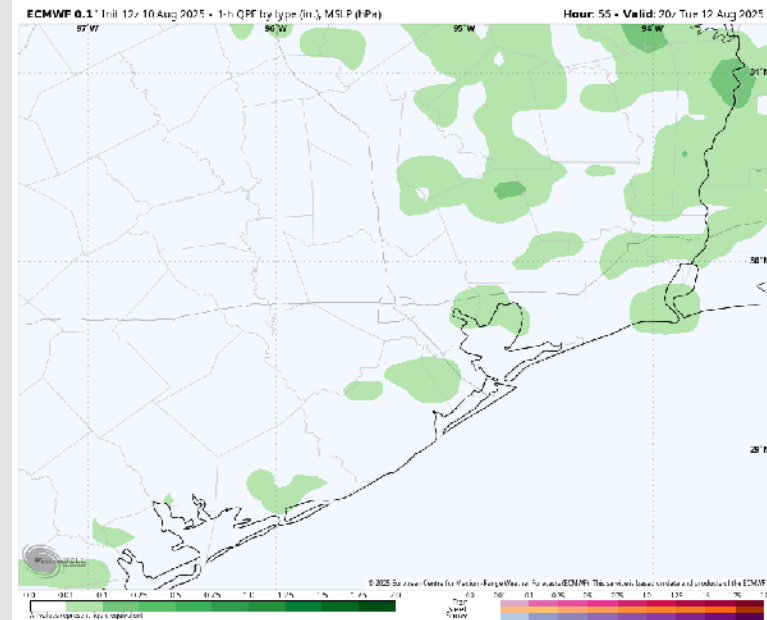
Precip: Scattered showers (30%) in play for S of Morgan's Point from 5 AM to 3 PM, then shower risks will include all Stations through 8 PM.

Wind: Winds will be variable through 5 PM before settling out of the SE. **N of Morgan's Point:** Winds will be at 2 – 7 kts. **S of Morgan's Point:** Winds will be 3 – 8 kts.

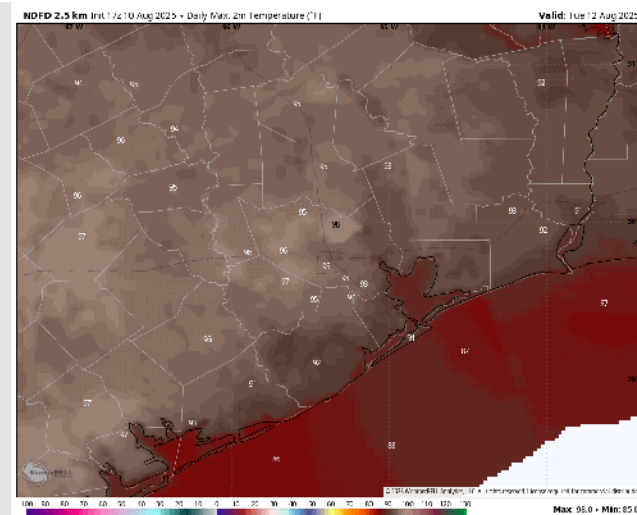
High Temps: **N of Morgan's Point:** Mid 90s F. **S of Morgan's Point:** Near 90 F.

Visibility: No visibility concerns Tuesday.

Precip Image: 3 PM CT



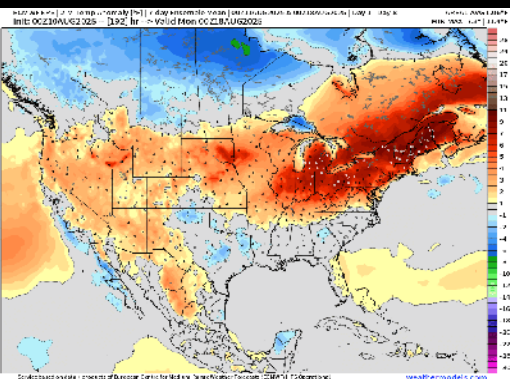
Wind Speed:
5 PM CT



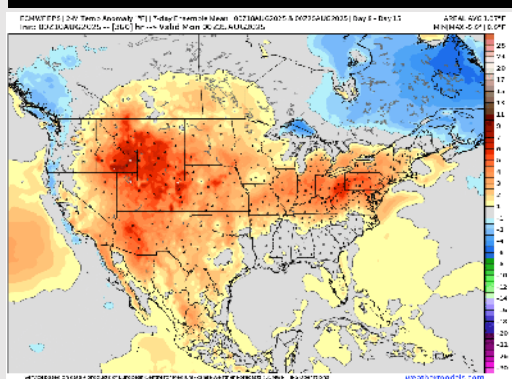
High Temps
Tuesday

Houston Pilots: 8/10/25

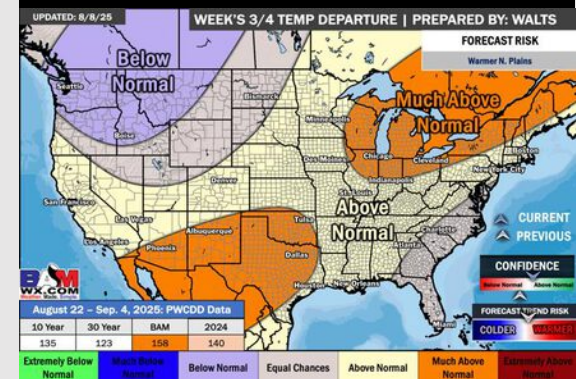
Next 7 Day Temperature Departure



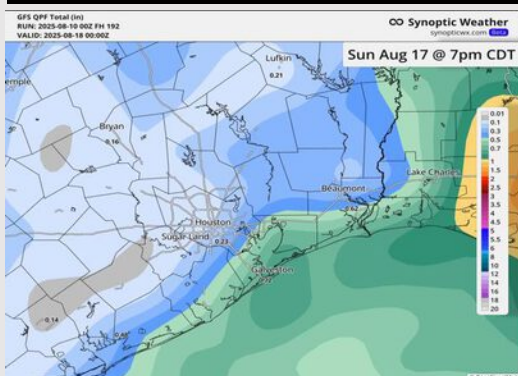
8-14 Day Temperature Departure



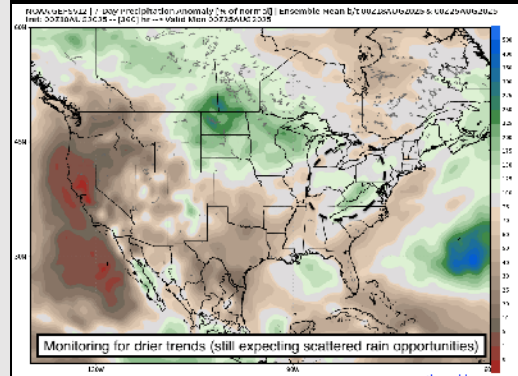
15-30 Day Temperature Departure



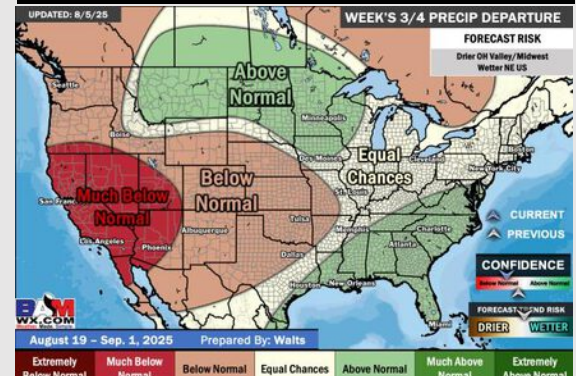
Next 7 Day Total Precipitation



8-14 Day % of Average Precip.



15-30 Day % of Average Precip.



- Temps are expected to be near normal for the next 7 days with scattered rain chances through mid-week.
- Near normal temperatures and below normal rain chances are favored for days 8 – 14.
- Above normal temperatures are favored for the end of August with above normal rainfall chances.