

# Houston Pilots Forecast Package



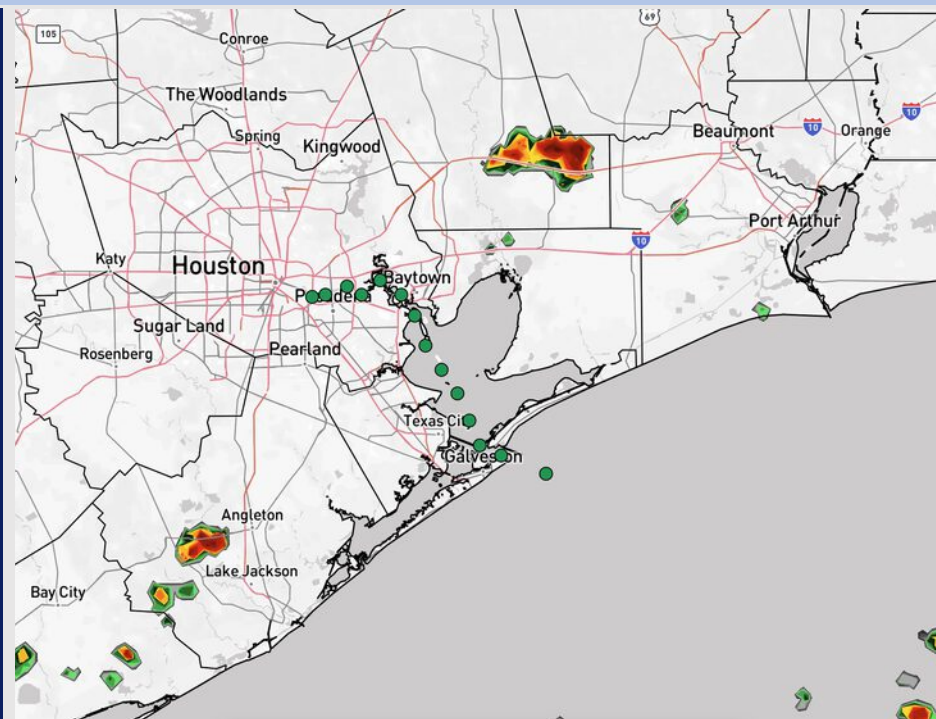
Updated: 2:00 PM CT

Saturday, August 9, 2025

Forecaster: Sam Lang

## Weather Headlines

- Scattered showers and storms will be possible until 6PM today.
- Scattered showers will be possible from 5AM – 5PM Sunday.
- No tropical development favored in the Gulf over the next 10 days. Tropical activity will likely develop in the Atlantic Mid August however not anticipating impacts to the Gulf.



Current Radar: 2:00 PM CT

As always, please do not hesitate to reach out to us with any forecast questions at **(317)-560-8122**. Press **1** for forecast questions.

You can also access real-time forecast updates and 24/7 meteorological chat assistance on your **Clarity** app. Click [here](#) for login assistance.

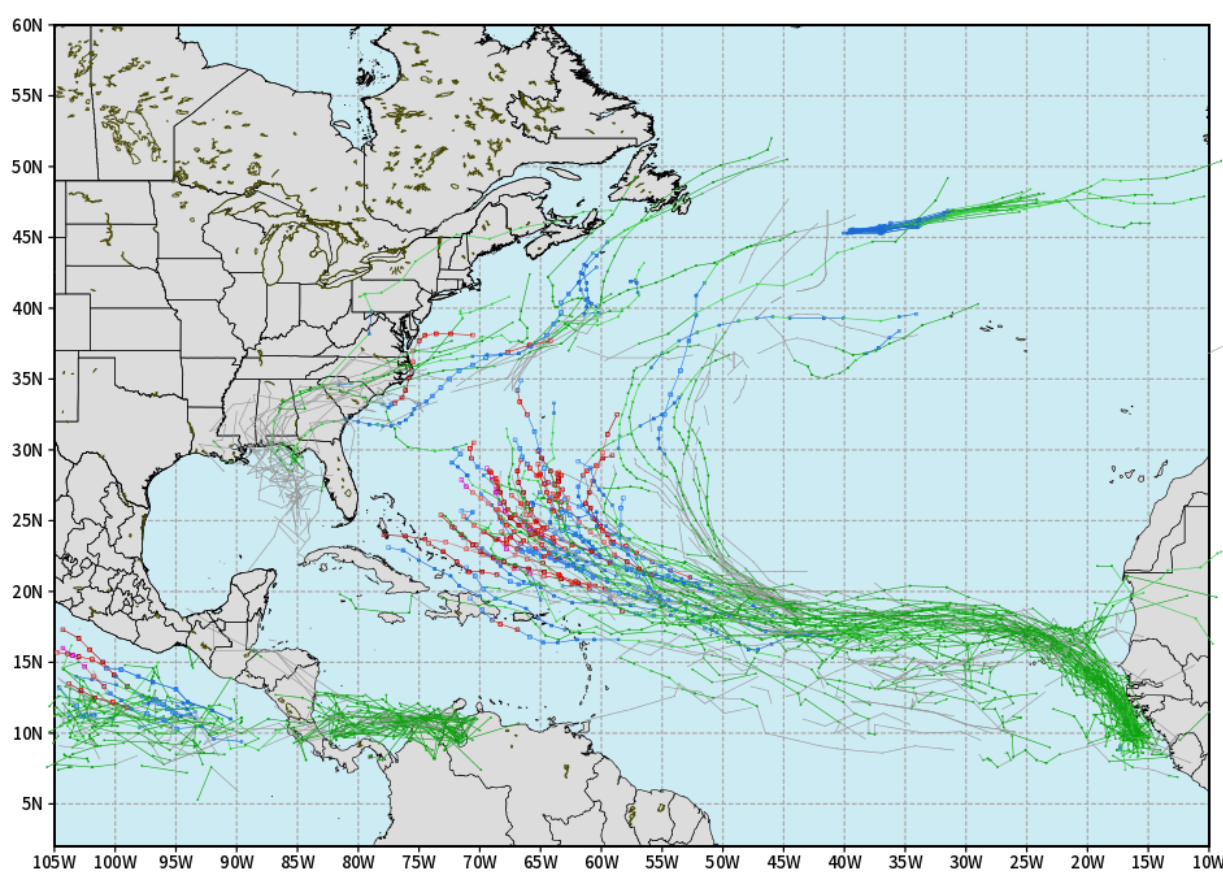


# Houston Pilots Tropical Update

## 10-Day Tropical Outlook

ECMWF ATLANTIC EPS Cyclone Locations --> Next [10-days]  
INIT: 00Z09AUG2025 --> UNTIL 00Z19AUG2025

o-o ENSEMBLE MEAN  
o-o 1000 - 1010 hPa  
o-o 980 - 999 hPa  
o-o 960 - 979 hPa  
o-o 950 - 959 hPa  
o-o < 950 hPa



[weathermodels.com](http://weathermodels.com)

No tropical development favored in the Gulf over the next 10 days.

However, we are watching for a tropical system to develop in the Atlantic Mid-August. Currently, we anticipate this storm to continue to turn N remaining on the E coastline.

# Houston Pilots Visibility Chart (miles)



Visibility	Sat 3 pm	Sat 4 pm	Sat 5 pm	Sat 6 pm	Sat 7 pm	Sat 8 pm	Sat 9 pm	Sat 10 pm	Sat 11 pm	Sun 12 am	Sun 1 am	Sun 2 am	Sun 3 am	Sun 4 am	Sun 5 am	Sun 6 am	Sun 7 am	Sun 8 am	Sun 9 am	Sun 10 am	Sun 11 am	Sun 12 pm	Sun 1 pm	Sun 2 pm
Houston Pilots N - 610 Bridge	10	10	10	10	10	10	10	10	10	10	10	10	10	10	10	10	10	9	9	10	10	10	10	10
Houston Pilots M - Kinder 1	10	10	10	10	10	10	10	10	10	10	10	10	10	10	10	10	10	9	9	10	10	10	10	10
Houston Pilots L - Greens Bayou	10	10	10	10	10	10	10	10	10	10	10	10	10	10	10	10	10	9	9	10	10	10	10	10
Houston Pilots K - Shell Crude	10	10	10	10	10	10	10	10	10	10	10	10	10	10	10	10	10	9	9	10	10	10	10	10
Houston Pilots J - Lynchburg Ferries	10	10	10	10	10	10	10	10	10	10	10	10	10	10	10	10	10	9	7.9	10	10	10	10	10
Houston Pilots I - Exxon 3	10	10	10	10	10	10	10	10	10	10	10	10	10	10	10	10	10	9	9	10	10	10	10	10
Houston Pilots H - Morgans Point	10	10	10	10	10	10	10	10	10	10	10	10	10	10	10	10	10	10	9	10	10	10	10	10
Houston Pilots G - 75/76	10	10	10	10	10	10	10	10	10	10	10	10	10	10	10	10	10	10	10	10	10	10	10	10
Houston Pilots F - 63/64	10	10	10	10	10	10	10	10	10	10	10	10	10	10	10	10	10	10	10	10	10	10	10	10
Houston Pilots E - 51/52	10	10	10	10	10	10	10	10	10	10	10	10	10	10	10	10	10	10	10	10	10	10	10	10
Houston Pilots D - 37/38	10	10	10	10	10	10	10	10	10	10	10	10	10	10	10	10	10	10	10	10	10	10	10	10
Houston Pilots C - 25/26	10	10	10	10	10	10	10	10	10	10	10	10	10	10	10	10	10	10	10	10	10	10	10	10
Houston Pilots B - 11/12	10	10	10	10	10	10	10	10	10	10	10	10	10	10	10	10	10	10	10	10	10	10	10	10
Houston Pilots A - 1 & 2 Bravo	10	10	10	10	10	10	10	10	10	10	10	10	10	10	10	10	10	10	10	10	10	10	10	10

NOTE: This is automated data that may/may not agree with the official BAM thinking that’s found on the daily slides or special visibility report slides. This data should be used as a guide only

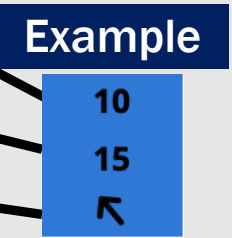
# Houston Pilots Wind Chart



## Forecast Confidence



Sustained Wind 10 Knots  
Gusts 15 Knots  
Wind from the SE



Wind	Sat 3 pm	Sat 4 pm	Sat 5 pm	Sat 6 pm	Sat 7 pm	Sat 8 pm	Sat 9 pm	Sat 10 pm	Sat 11 pm	Sun 12 am	Sun 1 am	Sun 2 am	Sun 3 am	Sun 4 am	Sun 5 am	Sun 6 am	Sun 7 am	Sun 8 am	Sun 9 am	Sun 10 am	Sun 11 am	Sun 12 pm	Sun 1 pm	Sun 2 pm
Houston Pilots N - 610 Bridge	6	7	7	8	8	8	7	6	5	3	3	2	2	2	2	1	2	2	2	3	3	6	6	6
	14	14	15	15	14	15	13	12	10	8	7	6	5	5	5	5	5	5	6	7	8	9	12	13
	↖	↖	↖	↖	↖	↖	↖	↖	↖	↖	↖	↖	↖	↖	↖	↖	↖	↖	↖	↖	↖	↖	↖	↖
Houston Pilots M - Kinder 1	7	7	8	8	8	8	6	6	5	3	3	2	2	2	2	2	2	2	2	3	3	6	6	6
	14	14	15	15	14	15	13	12	10	8	6	6	5	5	5	5	5	5	6	7	8	9	12	13
	↖	↖	↖	↖	↖	↖	↖	↖	↖	↖	↖	↖	↖	↖	↖	↖	↖	↖	↖	↖	↖	↖	↖	↖
Houston Pilots L - Greens Bayou	7	7	7	7	7	7	6	6	5	3	3	2	2	2	1	1	2	2	2	3	3	6	6	6
	13	14	15	14	13	14	13	12	9	7	6	5	5	5	5	5	5	5	5	6	8	9	12	13
	↖	↖	↖	↖	↖	↖	↖	↖	↖	↖	↖	↖	↖	↖	↖	↖	↖	↖	↖	↖	↖	↖	↖	↖
Houston Pilots K - Shell Crude	7	7	8	7	7	7	6	6	5	3	3	2	2	1	1	1	2	2	2	3	3	6	6	6
	14	14	15	14	13	14	13	12	9	8	6	5	5	5	5	5	5	5	5	6	8	9	12	13
	↖	↖	↖	↖	↖	↖	↖	↖	↖	↖	↖	↖	↖	↖	↖	↖	↖	↖	↖	↖	↖	↖	↖	↖
Houston Pilots J - Lynchburg Ferries	7	7	7	7	7	6	6	5	3	3	2	2	1	1	1	1	1	2	2	3	3	6	6	6
	13	13	14	13	13	14	12	10	9	7	6	5	5	5	5	5	5	5	5	6	8	10	12	13
	↖	↖	↖	↖	↖	↖	↖	↖	↖	↖	↖	↖	↖	↖	↖	↖	↖	↖	↖	↖	↖	↖	↖	↖
Houston Pilots I - Exxon 3	9	10	10	10	10	10	10	9	8	8	7	6	6	6	5	5	5	6	6	6	6	7	8	8
	15	15	16	15	15	15	14	14	13	12	10	9	8	7	7	7	7	7	8	8	10	12	13	15
	↖	↖	↖	↖	↖	↖	↖	↖	↖	↖	↖	↖	↖	↖	↖	↖	↖	↖	↖	↖	↖	↖	↖	↖
Houston Pilots H - Morgans Point	9	10	10	10	10	10	10	9	8	8	7	7	6	6	5	5	5	6	6	6	7	7	8	8
	15	15	16	15	15	15	14	14	13	12	10	9	8	8	7	7	7	8	8	9	10	12	13	15
	↖	↖	↖	↖	↖	↖	↖	↖	↖	↖	↖	↖	↖	↖	↖	↖	↖	↖	↖	↖	↖	↖	↖	↖
Houston Pilots G - 75/76	8	9	10	10	10	10	10	10	10	9	8	8	7	6	6	6	6	6	6	7	7	7	8	8
	15	15	16	16	15	16	15	15	15	13	13	12	10	9	8	8	8	9	9	10	12	12	14	15
	↖	↖	↖	↖	↖	↖	↖	↖	↖	↖	↖	↖	↖	↖	↖	↖	↖	↖	↖	↖	↖	↖	↖	↖
Houston Pilots F - 63/64	8	9	10	10	10	10	10	10	9	9	8	8	8	7	6	6	6	6	6	7	7	7	7	8
	15	15	16	16	15	16	15	15	14	13	13	12	10	9	8	8	8	9	9	10	12	12	13	15
	↖	↖	↖	↖	↖	↖	↖	↖	↖	↖	↖	↖	↖	↖	↖	↖	↖	↖	↖	↖	↖	↖	↖	↖
Houston Pilots E - 51/52	8	9	9	10	10	10	10	10	10	9	9	8	8	7	6	6	6	6	6	7	7	7	8	8
	15	15	16	15	15	16	15	15	15	14	13	13	12	10	9	9	8	9	9	10	13	12	14	15
	↖	↖	↖	↖	↖	↖	↖	↖	↖	↖	↖	↖	↖	↖	↖	↖	↖	↖	↖	↖	↖	↖	↖	↖
Houston Pilots D - 37/38	8	9	9	9	10	10	10	10	10	9	9	8	8	7	6	6	6	6	6	7	8	7	8	8
	15	15	16	15	15	15	15	15	15	14	14	13	12	10	9	9	8	8	9	10	12	12	13	15
	↖	↖	↖	↖	↖	↖	↖	↖	↖	↖	↖	↖	↖	↖	↖	↖	↖	↖	↖	↖	↖	↖	↖	↖
Houston Pilots C - 25/26	8	8	9	9	9	10	9	9	9	9	8	8	8	7	6	6	6	6	6	7	8	8	8	8
	14	14	15	14	15	15	15	15	15	14	13	13	12	10	9	9	8	8	9	10	12	12	13	14
	↖	↖	↖	↖	↖	↖	↖	↖	↖	↖	↖	↖	↖	↖	↖	↖	↖	↖	↖	↖	↖	↖	↖	↖
Houston Pilots B - 11/12	8	8	8	8	8	8	8	8	8	8	7	7	6	6	6	5	5	5	5	6	7	7	8	8
	14	14	15	14	14	14	14	14	14	14	13	13	12	10	9	9	8	8	9	10	12	12	13	14
	↖	↖	↖	↖	↖	↖	↖	↖	↖	↖	↖	↖	↖	↖	↖	↖	↖	↖	↖	↖	↖	↖	↖	↖
Houston Pilots A - 1 & 2 Bravo	8	8	9	9	9	9	10	10	10	10	9	9	8	8	7	6	6	6	6	7	7	7	8	8
	13	13	15	15	15	15	15	15	15	15	15	15	14	13	12	10	9	9	10	12	13	12	13	14
	↖	↖	↖	↖	↖	↖	↖	↖	↖	↖	↖	↖	↖	↖	↖	↖	↖	↖	↖	↖	↖	↖	↖	↖

NOTE: This is automated data that may/may not agree with the official BAM thinking that's found on the daily slides.  
This data should be used as a guide only.



# Houston Pilots: SAT. 8/9/2025

## Forecast Discussion

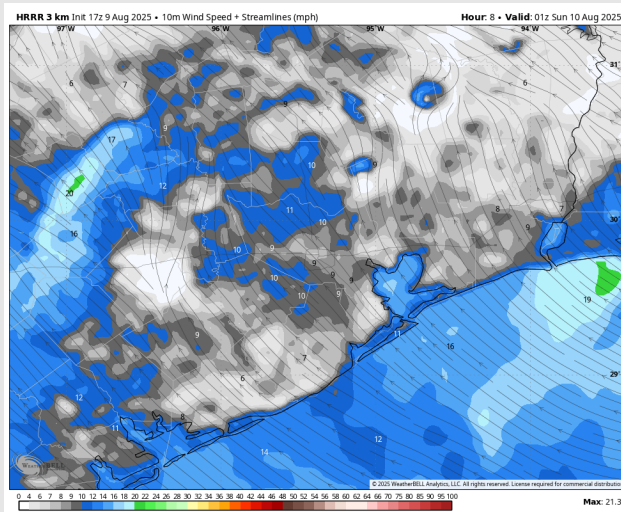
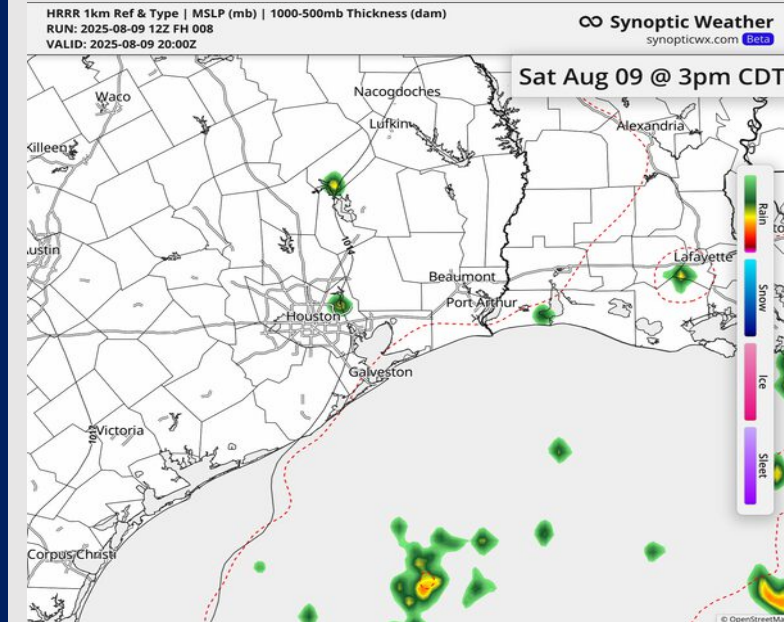
**Precip:** Scattered showers and storms will be possible until 6PM today.

**Wind:** Winds will be from the E/SE today. **N of Morgan's Point:** Winds will be at 7 – 12 kts. **S of Morgan's Point:** Winds will be 9 – 14 kts.

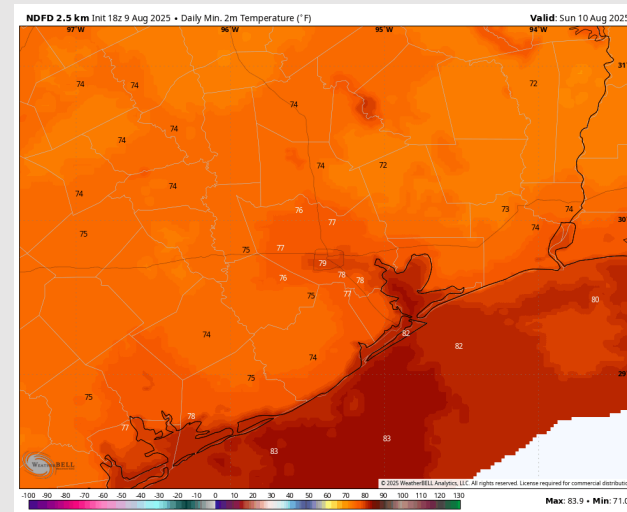
**Low Temps:** **N of Morgan's Point:** High 70s F. **S of Morgan's Point:** Low 80s F.

**Visibility:** No visibility concerns today.

## Precip Image: 3 PM CT



Wind Speed:  
6 PM CT



Low Temps  
SUN AM

# Houston Pilots: SUN. 8/10/2025

## Forecast Discussion

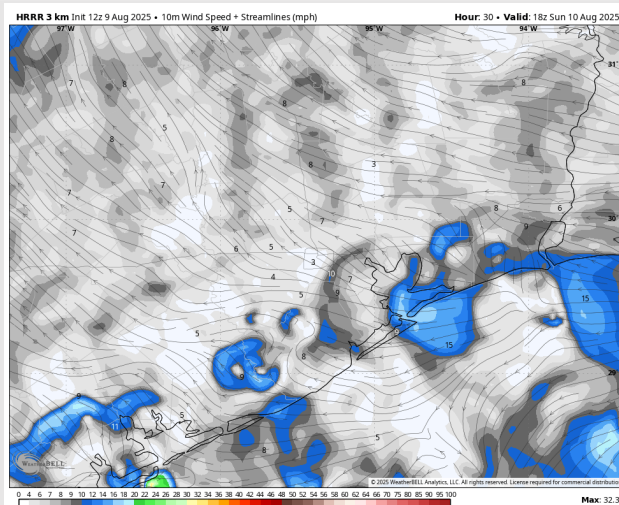
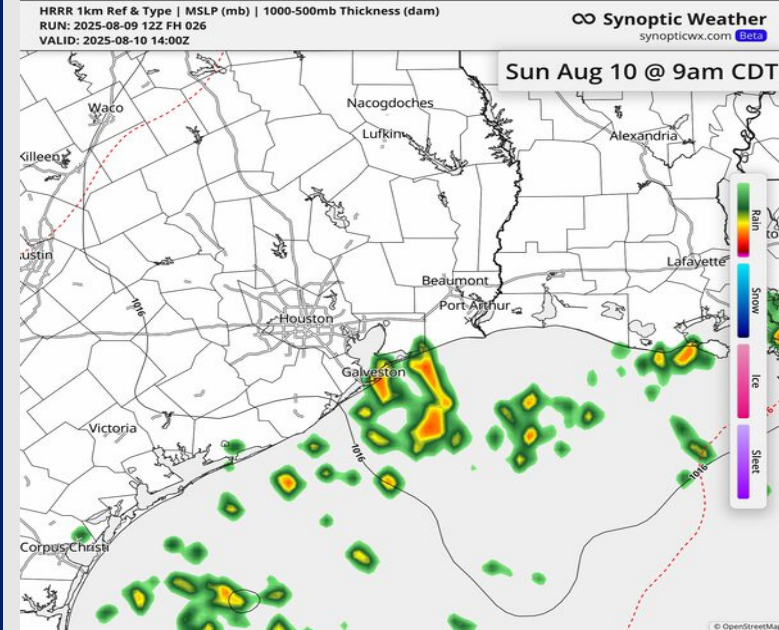
**Precip:** Scattered showers will be possible 5AM – 5 PM Sunday.

**Wind:** Winds will be variable until 1PM. Winds will transition to from the SE at 1PM. **N of Morgan's Point:** Winds will be at 5 – 10 kts. **S of Morgan's Point:** Winds will be at 8 – 13 kts.

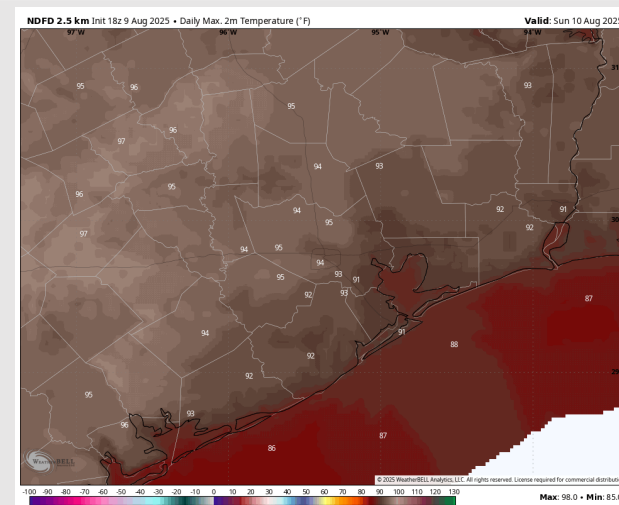
**High Temps:** **N of Morgan's Point:** Mid 90s F. **S of Morgan's Point:** High 80s F.

**Visibility:** No visibility concerns Sunday.

## Precip Image: 9 AM CT



Wind Speed:  
1 PM CT



High Temps  
Sunday

# Houston Pilots: MON. 8/11/2025

## Forecast Discussion

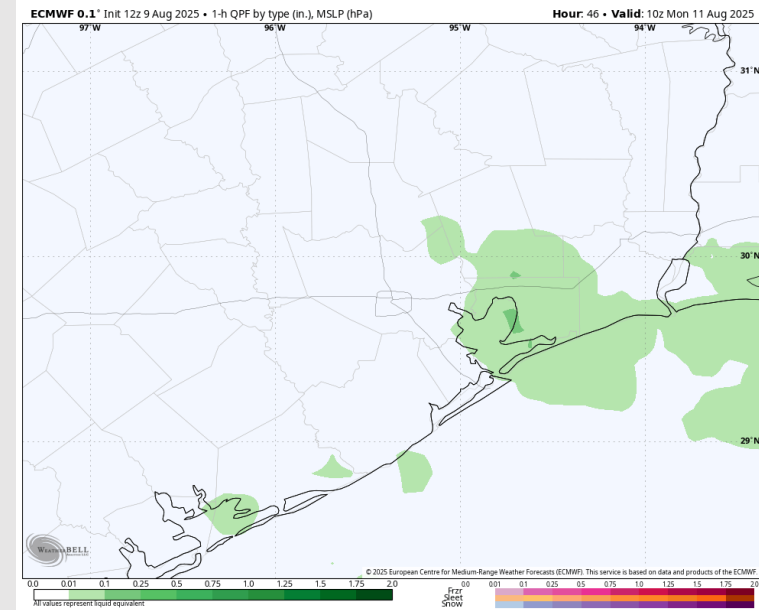
**Precip:** Isolated showers will be possible from 3AM – 10AM and 1PM – 7PM Monday.

**Wind:** Winds will be from the E/SE Monday. **N of Morgan's Point:** Winds will be at 2 - 7 kts. **S of Morgan's Point:** Winds will be at 4 - 9 kts.

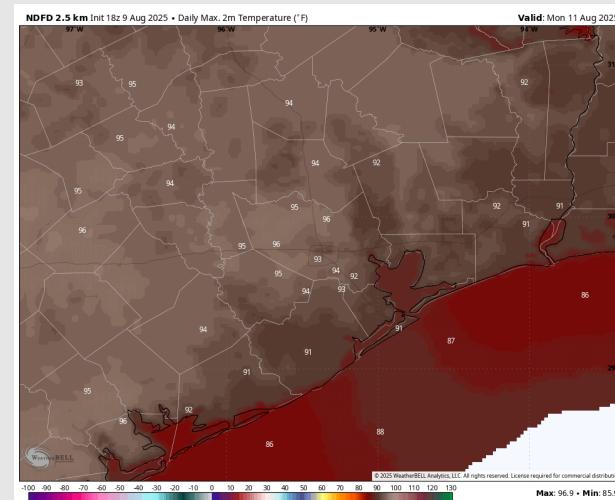
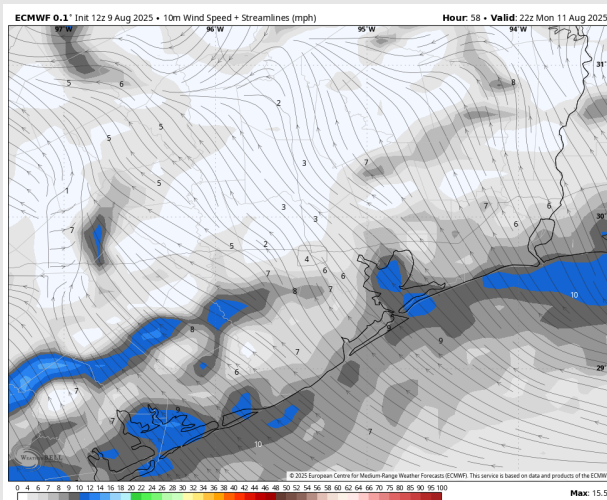
**High Temps:** **N of Morgan's Point:** Mid 90s F. **S of Morgan's Point:** Low 90s F.

**Visibility:** No visibility concerns Monday.

## Precip Image: 5 AM CT



**Wind Speed:**  
5 PM CT

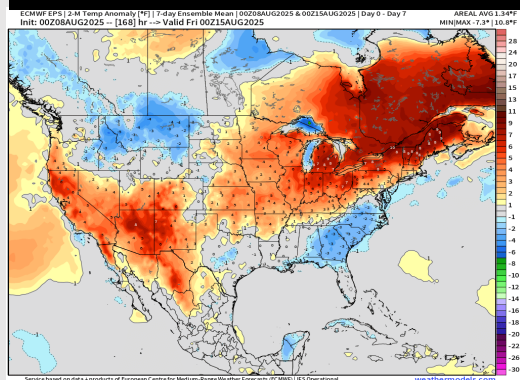


**High Temps**  
**Monday**

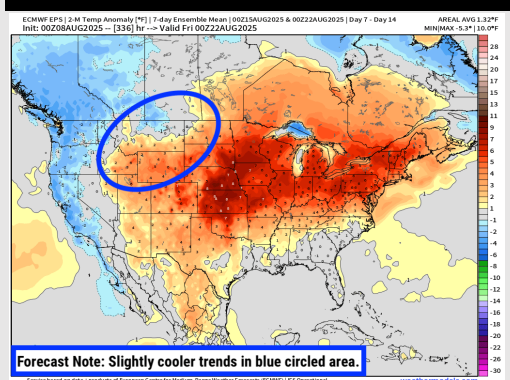


# Houston Pilots: 8/9/25

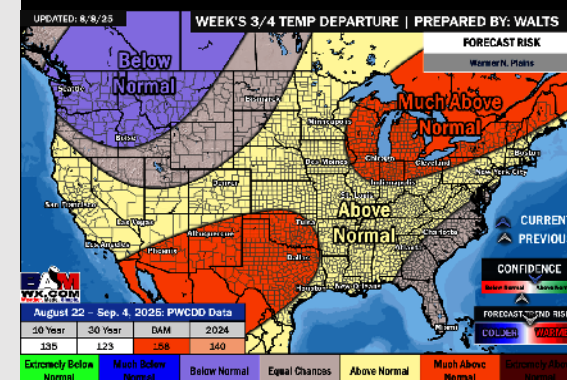
## Next 7 Day Temperature Departure



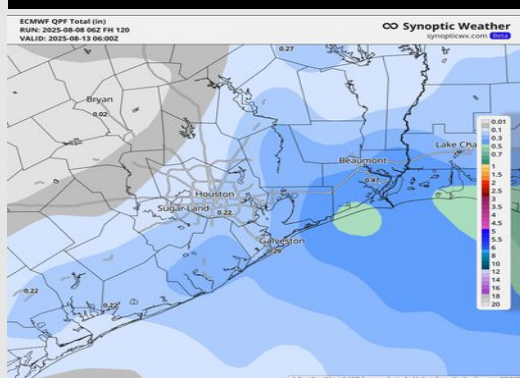
## 8-14 Day Temperature Departure



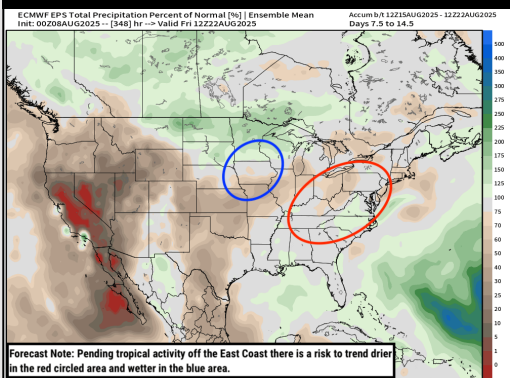
## 15-30 Day Temperature Departure



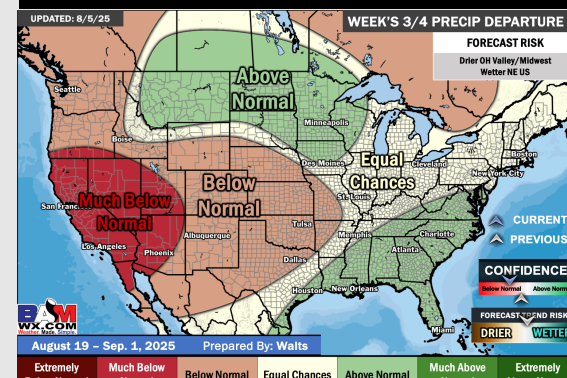
## Next 7 Day Total Precipitation



## 8-14 Day % of Average Precip.



## 15-30 Day % of Average Precip.



- Temps are expected to be near normal for the next 7 days with scattered rain chances into this weekend.
- Near normal temperatures and near normal rain chances are favored for days 8 – 14.
- Above normal temperatures are favored for the end of August with above normal rainfall chances.