

Houston Pilots Forecast Package



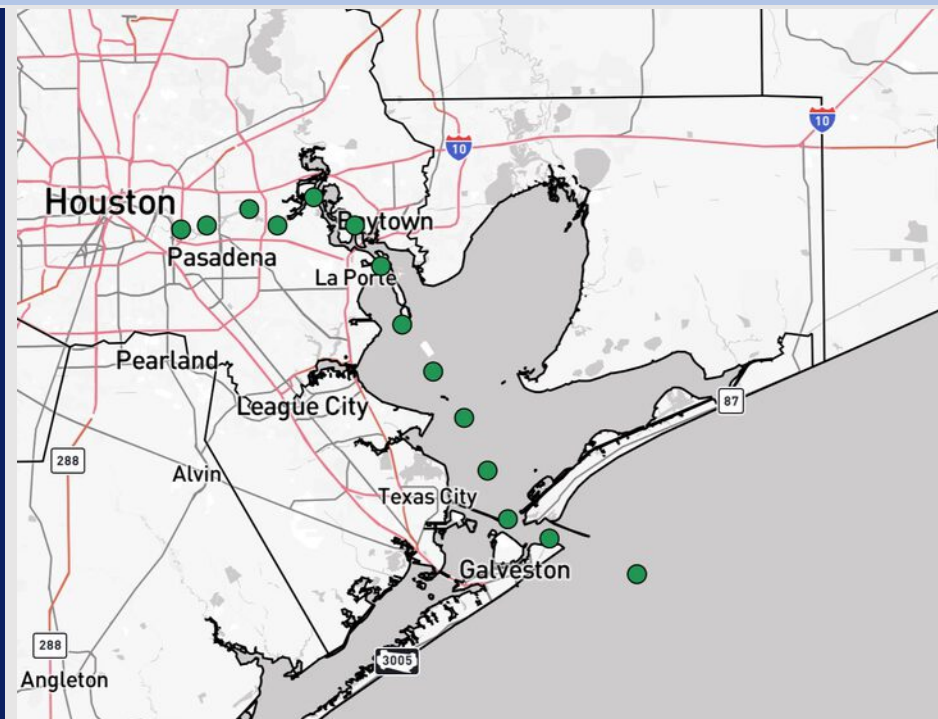
Updated: 10:50 PM CT

Friday, August 8, 2025

Forecaster: Jakeb Wagner

Weather Headlines

- Scattered showers and storms will be possible from 9AM – 6PM today.
- Scattered showers will be possible from 3AM – 7AM and 4 – 8PM Sunday.
- No tropical development favored in the Gulf over the next 10 days. Tropical activity will likely develop in the Atlantic Mid August however not anticipating impacts to the Gulf.



Current Radar: 10:50 PM CT

As always, please do not hesitate to reach out to us with any forecast questions at **(317)-560-8122**. Press 1 for forecast questions.

You can also access real-time forecast updates and 24/7 meteorological chat assistance on your **Clarity** app. Click [here](#) for login assistance.

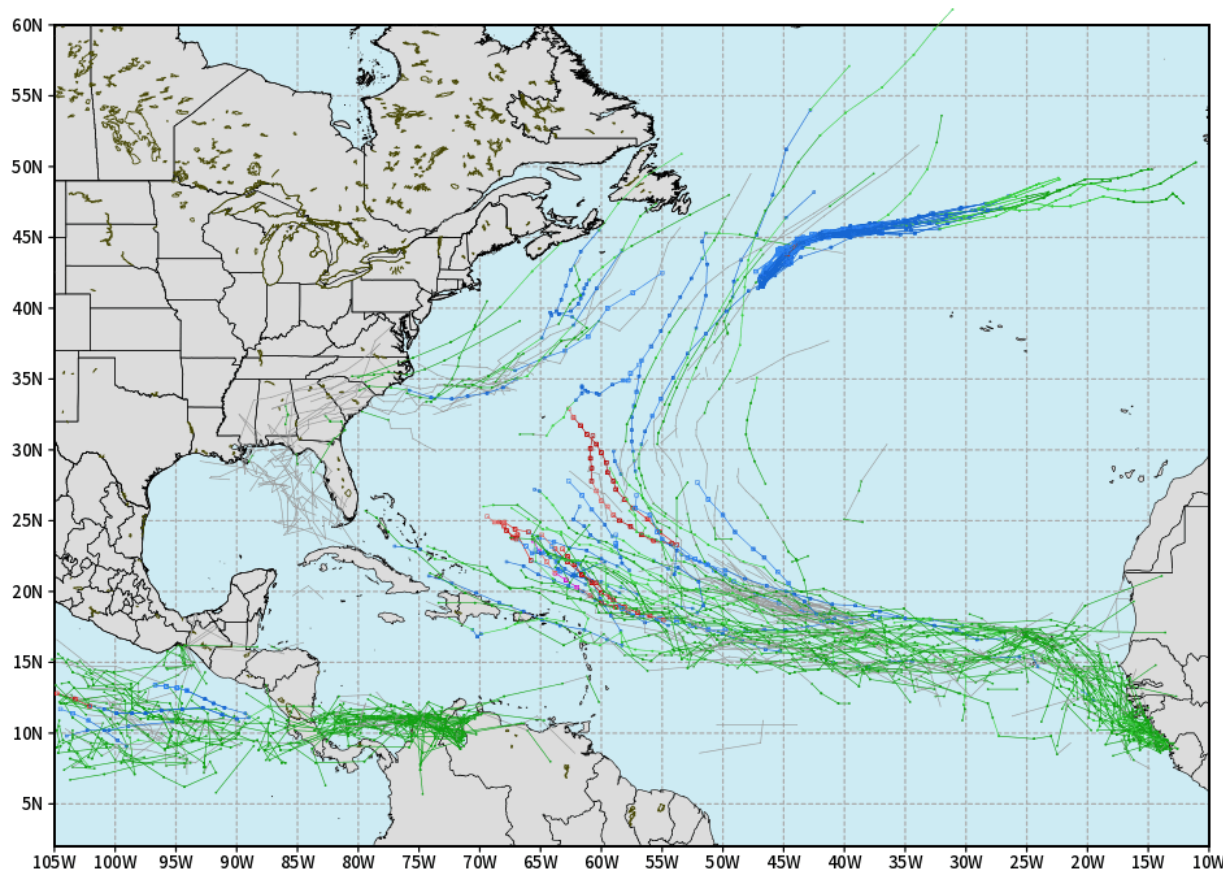


Houston Pilots Tropical Update

10-Day Tropical Outlook

ECMWF ATLANTIC EPS Cyclone Locations --> Next [10-days]
INIT: 00Z08AUG2025 --> UNTIL 00Z18AUG2025

o-o ENSEMBLE MEAN
o-o 1000 - 1010 hPa
o-o 980 - 999 hPa
o-o 960 - 979 hPa
o-o 950 - 959 hPa
o-o < 950 hPa



weathermodels.com

No tropical development favored in the Gulf over the next 10 days.

However, we are watching for a tropical system to develop in the Atlantic Mid-August. Currently, we anticipate this storm to continue to turn N remaining on the E coastline.

Houston Pilots Visibility Chart (miles)



Visibility	Sat 12 am	Sat 1 am	Sat 2 am	Sat 3 am	Sat 4 am	Sat 5 am	Sat 6 am	Sat 7 am	Sat 8 am	Sat 9 am	Sat 10 am	Sat 11 am	Sat 12 pm	Sat 1 pm	Sat 2 pm	Sat 3 pm	Sat 4 pm	Sat 5 pm	Sat 6 pm	Sat 7 pm	Sat 8 pm	Sat 9 pm	Sat 10 pm	Sat 11 pm
Houston Pilots N - 610 Bridge	10	10	10	10	10	10	10	10	10	10	10	10	10	10	10	10	10	10	10	10	10	10	10	10
Houston Pilots M - Kinder 1	10	10	10	10	10	10	10	10	10	10	10	10	10	10	10	10	10	10	10	10	10	10	10	10
Houston Pilots L - Greens Bayou	10	10	10	10	10	10	10	10	10	10	10	10	10	10	10	10	10	10	10	10	10	10	10	10
Houston Pilots K - Shell Crude	10	10	10	10	10	10	10	10	10	10	10	10	10	10	10	10	10	10	10	10	10	10	10	10
Houston Pilots J - Lynchburg Ferries	10	10	10	10	10	10	10	10	10	10	10	10	10	10	10	10	10	10	10	10	10	10	10	10
Houston Pilots I - Exxon 3	10	10	10	10	10	10	10	10	10	10	10	10	10	10	10	10	10	10	10	10	10	10	10	10
Houston Pilots H - Morgans Point	10	10	10	10	10	10	10	10	10	10	10	10	10	10	10	10	10	10	10	10	10	10	10	10
Houston Pilots G - 75/76	10	10	10	10	10	10	10	10	10	10	10	10	10	10	10	10	10	10	10	10	10	10	10	10
Houston Pilots F - 63/64	10	10	10	10	10	10	10	10	10	10	10	10	10	10	10	10	10	10	10	10	10	10	10	10
Houston Pilots E - 51/52	10	10	10	10	10	10	10	10	10	10	10	10	10	10	10	10	10	10	10	10	10	10	10	10
Houston Pilots D - 37/38	10	10	10	10	10	10	10	10	10	10	10	10	10	10	10	10	10	10	10	10	10	10	10	10
Houston Pilots C - 25/26	10	10	10	10	10	10	10	10	10	10	10	10	10	10	10	10	10	10	10	10	10	10	10	10
Houston Pilots B - 11/12	10	10	10	10	10	10	10	10	10	10	10	10	10	10	10	10	10	10	10	10	10	10	10	10
Houston Pilots A - 1 & 2 Bravo	10	10	10	10	10	10	10	10	10	10	10	10	10	10	10	10	10	10	10	10	10	10	10	10

NOTE: This is automated data that may/may not agree with the official BAM thinking that’s found on the daily slides or special visibility report slides. This data should be used as a guide only

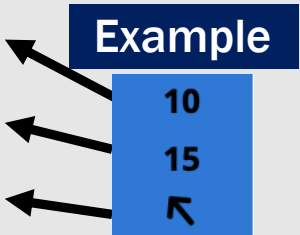
Houston Pilots Wind Chart



Sustained Wind 10 Knots

Gusts 15 Knots

Wind from the SE



Wind	Sat 12 am	Sat 1 am	Sat 2 am	Sat 3 am	Sat 4 am	Sat 5 am	Sat 6 am	Sat 7 am	Sat 8 am	Sat 9 am	Sat 10 am	Sat 11 am	Sat 12 pm	Sat 1 pm	Sat 2 pm	Sat 3 pm	Sat 4 pm	Sat 5 pm	Sat 6 pm	Sat 7 pm	Sat 8 pm	Sat 9 pm	Sat 10 pm	Sat 11 pm
Houston Pilots N - 610 Bridge	3 9 ↗	3 8 ↗	3 7 ↗	3 6 ↗	2 5 ↗	2 5 ↗	1 5 ↗	1 3 ↘	1 5 ↘	1 5 ↘	2 6 ↘	3 7 ↘	5 9 ↘	6 12 ↘	6 13 ↘	6 13 ↘	7 14 ↘	7 15 ↘	7 15 ↘	7 15 ↘	7 14 ↘	6 13 ↘	6 10 ↘	5 9 ↘
Houston Pilots M - Kinder 1	3 8 ↗	3 8 ↗	3 7 ↗	2 6 ↗	2 5 ↗	2 5 ↗	1 5 ↗	1 3 ↘	1 3 ↘	1 5 ↘	2 6 ↘	3 7 ↘	5 9 ↘	6 12 ↘	6 13 ↘	7 13 ↘	7 14 ↘	7 15 ↘	7 15 ↘	7 15 ↘	7 14 ↘	6 13 ↘	6 10 ↘	3 9 ↘
Houston Pilots L - Greens Bayou	3 8 ↗	3 7 ↗	3 7 ↗	2 5 ↗	2 5 ↗	1 5 ↗	1 3 ↘	1 3 ↘	1 3 ↘	1 5 ↘	2 6 ↘	3 7 ↘	5 9 ↘	6 12 ↘	6 13 ↘	6 13 ↘	7 14 ↘	7 14 ↘	7 14 ↘	7 14 ↘	7 14 ↘	6 12 ↘	5 10 ↘	3 8 ↘
Houston Pilots K - Shell Crude	3 8 ↗	3 7 ↗	3 7 ↗	2 5 ↗	2 5 ↗	1 5 ↗	1 3 ↘	1 3 ↘	1 3 ↘	1 5 ↘	2 6 ↘	3 7 ↘	5 9 ↘	6 12 ↘	6 13 ↘	7 13 ↘	7 15 ↘	7 14 ↘	7 14 ↘	7 14 ↘	7 13 ↘	6 12 ↘	5 10 ↘	3 8 ↘
Houston Pilots J - Lynchburg Ferries	3 8 ↗	3 7 ↗	2 7 ↗	2 5 ↗	1 5 ↗	1 5 ↗	1 3 ↘	1 3 ↘	1 3 ↘	1 5 ↘	2 6 ↘	3 7 ↘	5 9 ↘	6 12 ↘	6 13 ↘	7 13 ↘	7 14 ↘	7 14 ↘	7 14 ↘	6 14 ↘	6 13 ↘	6 12 ↘	5 9 ↘	3 8 ↘
Houston Pilots I - Exxon 3	8 12 ↘	7 10 ↘	7 9 ↘	6 8 ↘	6 7 ↘	5 7 ↘	3 6 ↘	3 6 ↘	3 5 ↘	3 6 ↘	5 7 ↘	6 9 ↘	6 10 ↘	8 13 ↘	8 14 ↘	9 15 ↘	9 15 ↘	9 16 ↘	9 15 ↘	10 15 ↘	10 15 ↘	9 14 ↘	8 13 ↘	8 12 ↘
Houston Pilots H - Morgans Point	8 12 ↘	7 10 ↘	7 10 ↘	6 9 ↘	6 8 ↘	5 7 ↘	3 6 ↘	3 6 ↘	3 5 ↘	3 6 ↘	5 7 ↘	6 9 ↘	6 10 ↘	8 13 ↘	8 15 ↘	9 15 ↘	9 15 ↘	9 16 ↘	9 15 ↘	10 15 ↘	10 15 ↘	9 14 ↘	8 13 ↘	8 12 ↘
Houston Pilots G - 75/76	8 13 ↘	8 13 ↘	8 12 ↘	8 10 ↘	7 9 ↘	6 8 ↘	6 7 ↘	5 7 ↘	3 6 ↘	5 7 ↘	6 8 ↘	6 10 ↘	6 10 ↘	7 14 ↘	8 14 ↘	8 15 ↘	9 15 ↘	9 16 ↘	9 15 ↘	10 15 ↘	10 15 ↘	10 14 ↘	9 14 ↘	8 13 ↘
Houston Pilots F - 63/64	8 13 ↘	8 13 ↘	8 12 ↘	8 10 ↘	7 9 ↘	6 8 ↘	6 7 ↘	5 7 ↘	5 6 ↘	5 7 ↘	6 8 ↘	6 10 ↘	6 10 ↘	7 13 ↘	8 14 ↘	8 15 ↘	8 15 ↘	9 16 ↘	9 15 ↘	9 15 ↘	10 15 ↘	9 14 ↘	9 14 ↘	8 13 ↘
Houston Pilots E - 51/52	8 13 ↘	8 13 ↘	8 13 ↘	8 12 ↘	7 10 ↘	6 9 ↘	6 8 ↘	5 7 ↘	5 7 ↘	5 7 ↘	6 8 ↘	6 10 ↘	6 10 ↘	7 14 ↘	8 15 ↘	8 15 ↘	8 15 ↘	9 16 ↘	9 15 ↘	9 15 ↘	10 15 ↘	9 14 ↘	9 14 ↘	9 13 ↘
Houston Pilots D - 37/38	8 13 ↘	8 13 ↘	8 13 ↘	8 12 ↘	7 10 ↘	6 9 ↘	6 8 ↘	5 7 ↘	5 7 ↘	5 7 ↘	6 8 ↘	6 10 ↘	6 10 ↘	7 13 ↘	8 14 ↘	8 14 ↘	8 15 ↘	9 15 ↘	9 15 ↘	9 15 ↘	10 15 ↘	9 14 ↘	9 14 ↘	9 13 ↘
Houston Pilots C - 25/26	8 13 ↘	8 13 ↘	8 12 ↘	8 12 ↘	7 10 ↘	6 9 ↘	6 8 ↘	5 7 ↘	5 7 ↘	5 7 ↘	6 8 ↘	6 10 ↘	6 10 ↘	7 13 ↘	8 14 ↘	8 14 ↘	8 15 ↘	9 14 ↘	8 14 ↘	8 14 ↘	9 14 ↘	8 14 ↘	8 13 ↘	8 13 ↘
Houston Pilots B - 11/12	7 12 ↘	7 12 ↘	7 12 ↘	6 12 ↘	6 10 ↘	6 9 ↘	5 8 ↘	3 7 ↘	3 7 ↘	3 7 ↘	5 8 ↘	6 10 ↘	6 10 ↘	7 13 ↘	8 13 ↘	8 13 ↘	8 14 ↘	8 14 ↘	8 14 ↘	8 14 ↘	8 14 ↘	8 13 ↘	8 13 ↘	7 13 ↘
Houston Pilots A - 1 & 2 Bravo	8 13 ↘	8 14 ↘	9 14 ↘	8 13 ↘	8 12 ↘	7 10 ↘	6 9 ↘	6 8 ↘	6 8 ↘	6 8 ↘	6 9 ↘	6 10 ↘	6 10 ↘	6 13 ↘	7 13 ↘	7 13 ↘	8 14 ↘	9 14 ↘	8 15 ↘	8 14 ↘	8 14 ↘	8 14 ↘	9 14 ↘	9 14 ↘

NOTE: This is automated data that may/may not agree with the official BAM thinking that's found on the daily slides.
This data should be used as a guide only.

Houston Pilots: SAT. 8/9/2025

Forecast Discussion

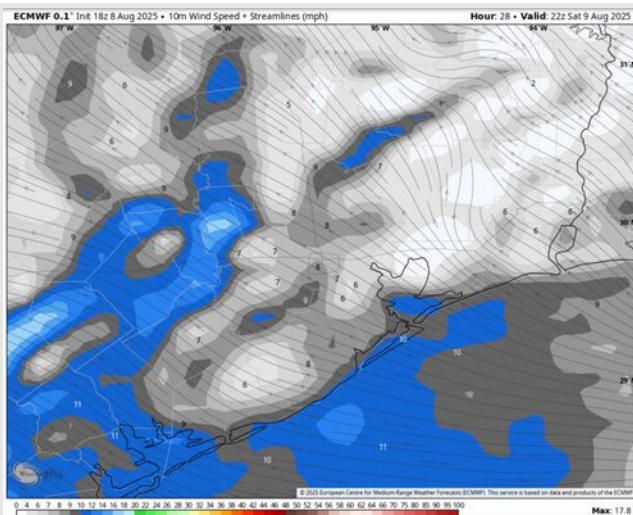
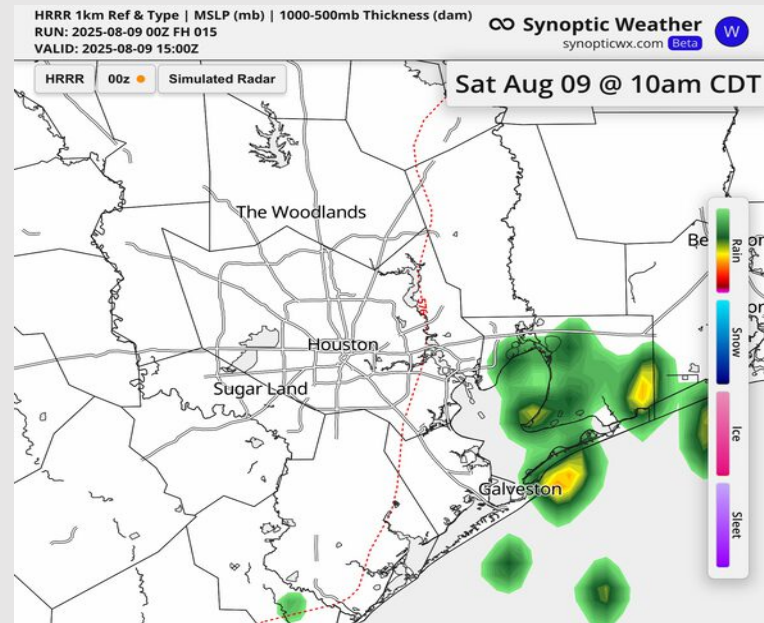
Precip: Scattered showers and storms will be possible from 9AM – 6PM today.

Wind: Winds will be from the E/SE today. **N of Morgan's Point:** Winds will be at 2 – 7 kts. **S of Morgan's Point:** Winds will be 6 – 11 kts.

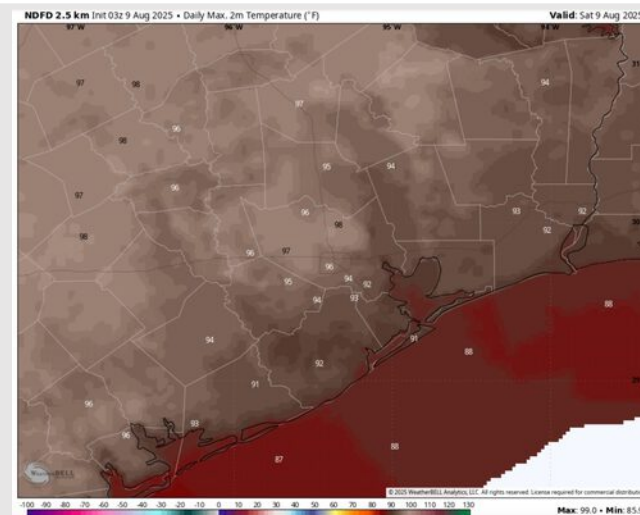
High Temps: **N of Morgan's Point:** Mid to low 90s F. **S of Morgan's Point:** Low 90s F.

Visibility: No visibility concerns today.

Precip Image: 10 AM CT



Wind Speed:
5 PM CT



High Temps
Today

Houston Pilots: SUN. 8/10/2025

Forecast Discussion

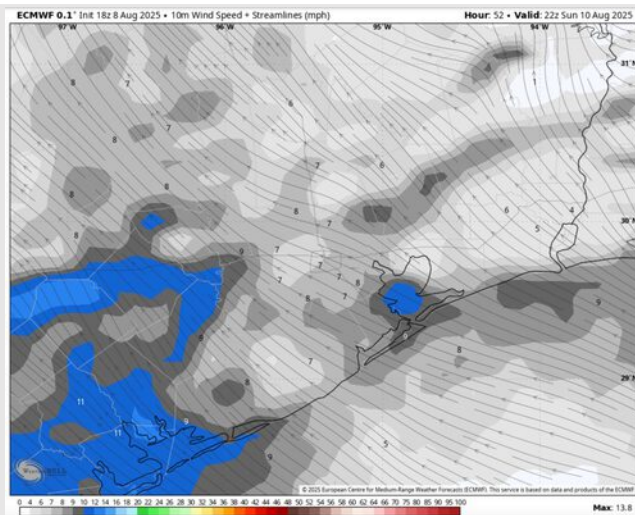
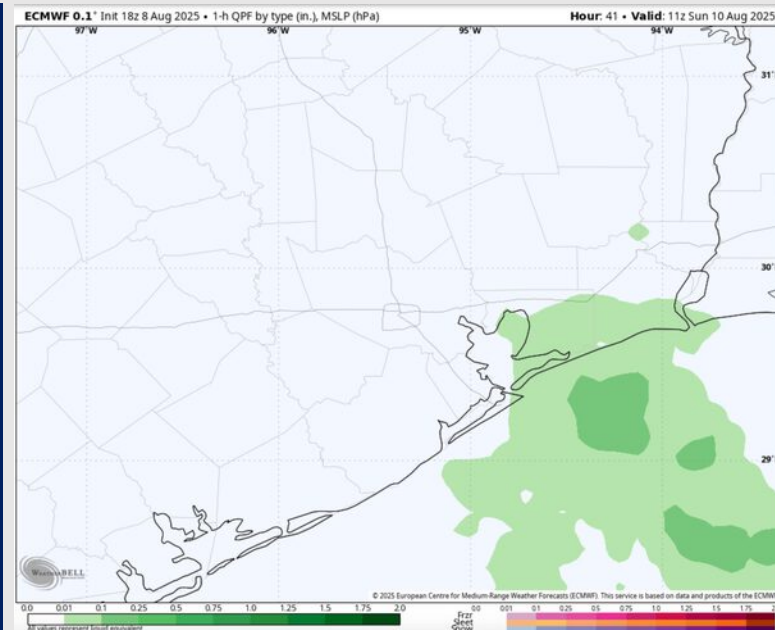
Precip: Scattered showers will be possible from 3AM – 7AM and 4 – 8PM Sunday.

Wind: Winds will be from the E/SE Sunday. **N of Morgan's Point:** Winds will be at 2 – 7 kts. **S of Morgan's Point:** Winds will be at 3 – 8 kts.

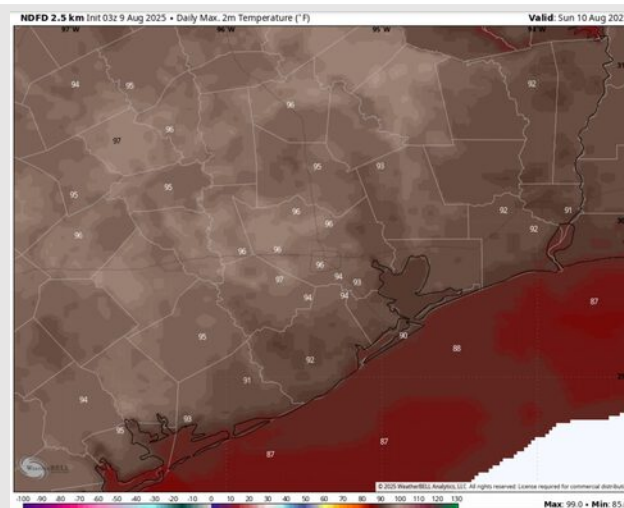
High Temps: **N of Morgan's Point:** Mid 90s F. **S of Morgan's Point:** Low 90s F.

Visibility: No visibility concerns Sunday.

Precip Image: 6 AM CT



Wind Speed:
5 PM CT



High Temps
Sunday

Houston Pilots: MON. 8/11/2025

Forecast Discussion

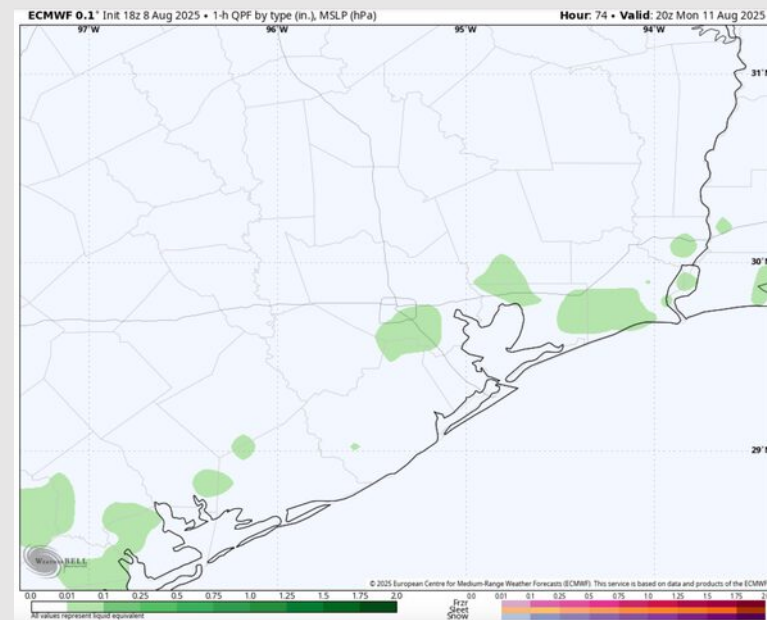
Precip: Isolated showers will be possible from 1PM – 5PM Monday.

Wind: Winds will be from the SE Monday. **N of Morgan's Point:** Winds will be at 2 - 7 kts. **S of Morgan's Point:** Winds will be at 4 - 9 kts.

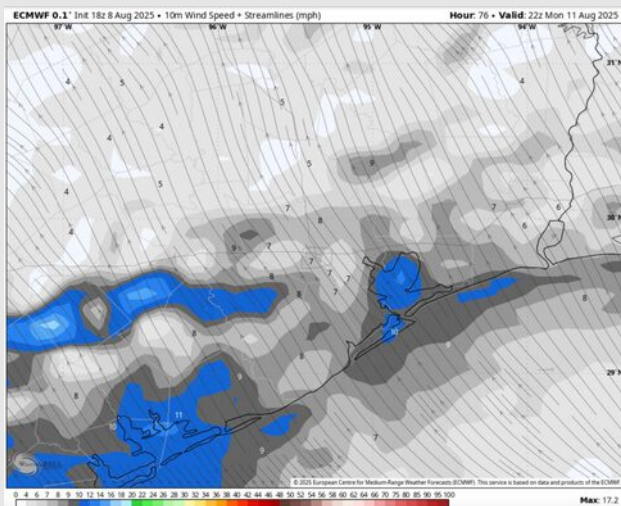
Low Temps: **N of Morgan's Point:** Mid 90s F. **S of Morgan's Point:** Low 90s F.

Visibility: No visibility concerns Monday.

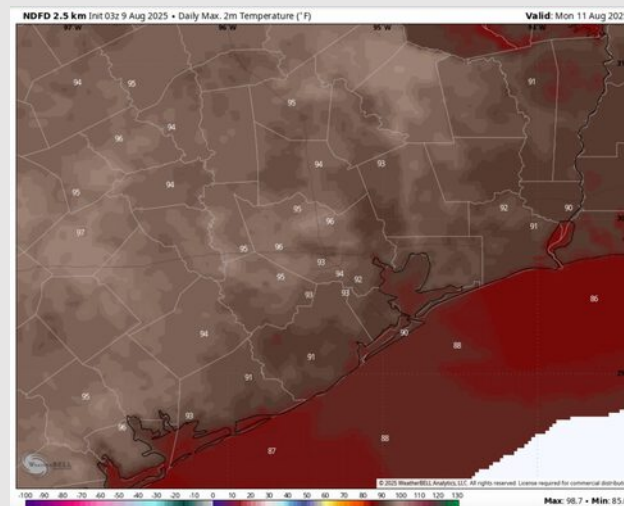
Precip Image: 3 PM CT



Wind Speed:
5 PM CT

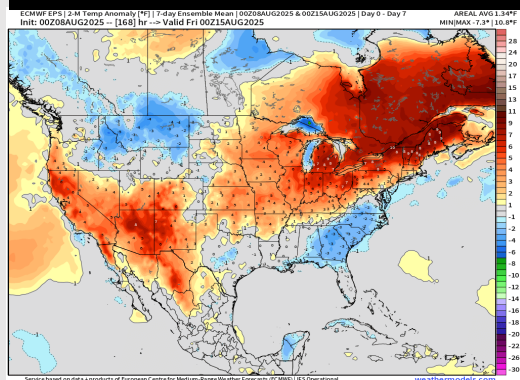


High Temps
Monday

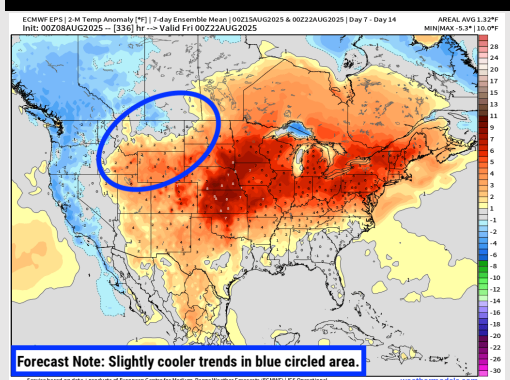


Houston Pilots: 8/9/25

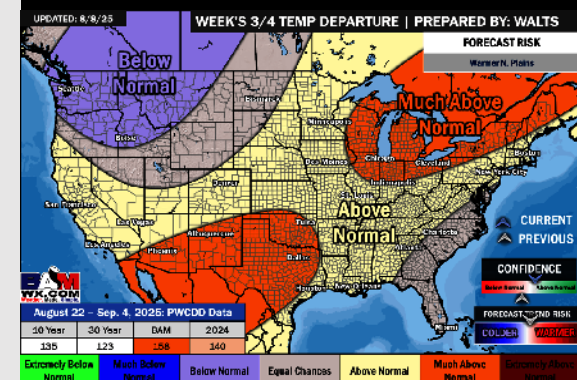
Next 7 Day Temperature Departure



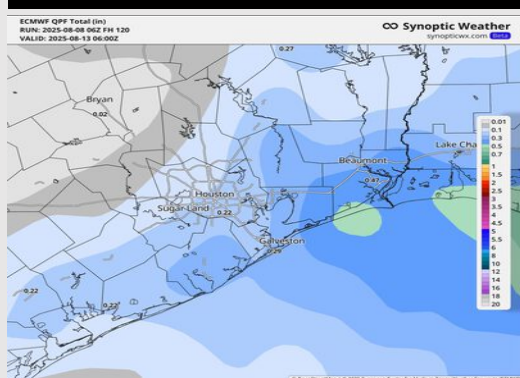
8-14 Day Temperature Departure



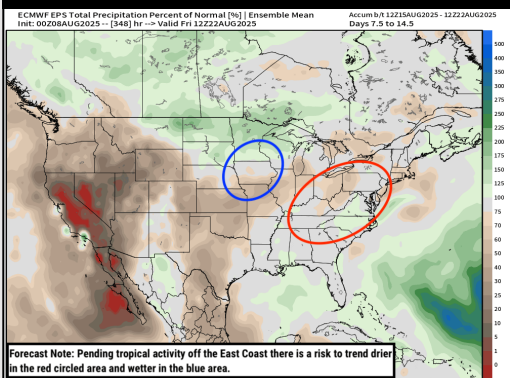
15-30 Day Temperature Departure



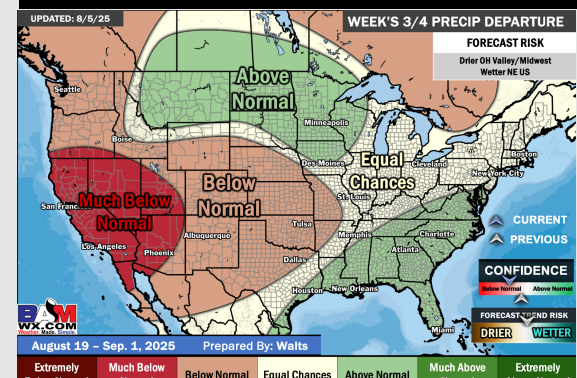
Next 7 Day Total Precipitation



8-14 Day % of Average Precip.



15-30 Day % of Average Precip.



- Temps are expected to be near normal for the next 7 days with scattered rain chances into this weekend.
- Near normal temperatures and near normal rain chances are favored for days 8 – 14.
- Above normal temperatures are favored for the end of August with above normal rainfall chances.