

Houston Pilots Forecast Package



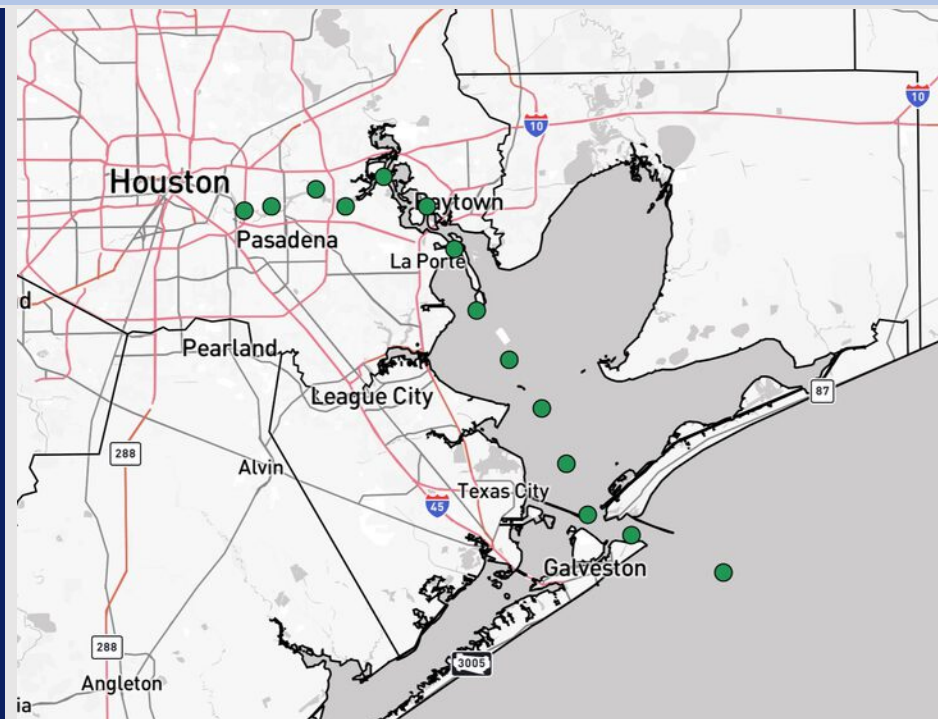
Updated: 10:45 PM CT

Thursday, August 7, 2025

Forecaster: Jakeb Wagner

Weather Headlines

- Isolated showers/storms will be possible from 12 PM – 7 PM today.
- Scattered showers will be possible from 11AM – 6PM Saturday.
- No tropical development favored in the Gulf over the next 10 days.



Current Radar: 10:45 PM CT

As always, please do not hesitate to reach out to us with any forecast questions at **(317)-560-8122**. Press 1 for forecast questions.

You can also access real-time forecast updates and 24/7 meteorological chat assistance on your **Clarity** app. Click [here](#) for login assistance.

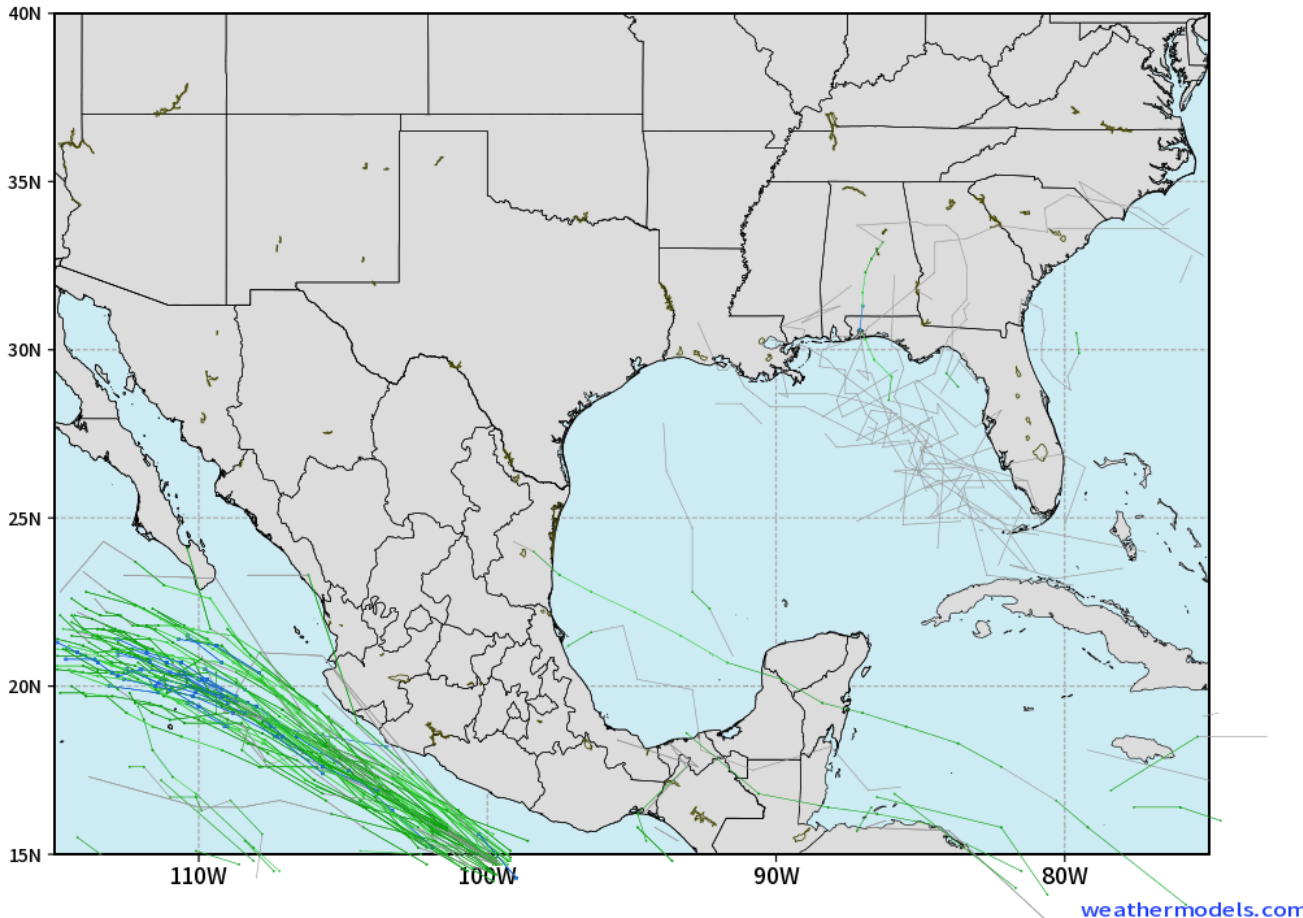


Houston Pilots Tropical Update

10-Day Tropical Outlook

ECMWF GULF EPS Cyclone Locations --> Next [10-days]
INIT: 00Z07AUG2025 --> UNTIL 00Z17AUG2025

o-o ENSEMBLE MEAN
o-o 1000 - 1010 hPa
o-o 980 - 999 hPa
o-o 960 - 979 hPa
o-o 950 - 959 hPa
o-o < 950 hPa



No tropical development favored in the Gulf over the next 10 days.

However, we are monitoring a potential uptick in tropical activity mid to late August.

Houston Pilots Visibility Chart (miles)



Visibility	Fri 12 am	Fri 1 am	Fri 2 am	Fri 3 am	Fri 4 am	Fri 5 am	Fri 6 am	Fri 7 am	Fri 8 am	Fri 9 am	Fri 10 am	Fri 11 am	Fri 12 pm	Fri 1 pm	Fri 2 pm	Fri 3 pm	Fri 4 pm	Fri 5 pm	Fri 6 pm	Fri 7 pm	Fri 8 pm	Fri 9 pm	Fri 10 pm	Fri 11 pm
Houston Pilots N - 610 Bridge	10	10	10	10	10	10	10	10	9	10	10	10	10	10	10	10	10	10	10	10	10	10	10	10
Houston Pilots M - Kinder 1	10	10	10	10	10	10	10	10	9	10	10	10	10	10	10	10	10	10	10	10	10	10	10	10
Houston Pilots L - Greens Bayou	10	10	10	10	10	10	10	10	9	10	10	10	10	10	10	10	10	10	10	10	10	10	10	10
Houston Pilots K - Shell Crude	10	10	10	10	10	10	10	10	10	10	10	10	10	10	10	10	10	10	10	10	10	10	10	10
Houston Pilots J - Lynchburg Ferries	10	10	10	10	10	10	10	10	9	10	10	10	10	10	10	10	10	10	10	10	10	10	10	10
Houston Pilots I - Exxon 3	10	10	10	10	10	10	10	10	9	10	10	10	10	10	10	10	10	10	10	10	10	10	10	10
Houston Pilots H - Morgans Point	10	10	10	10	10	10	10	10	9	10	10	10	10	10	10	10	10	10	10	10	10	10	10	10
Houston Pilots G - 75/76	10	10	10	10	10	10	10	10	9	10	10	10	10	10	10	10	10	10	10	10	10	10	10	10
Houston Pilots F - 63/64	10	10	10	10	10	10	10	10	9	10	10	10	10	10	10	10	10	10	10	10	10	10	10	10
Houston Pilots E - 51/52	10	10	10	10	10	10	10	10	9	10	10	10	10	10	10	10	10	10	10	10	10	10	10	10
Houston Pilots D - 37/38	10	10	10	10	10	10	10	10	9	10	10	10	10	10	10	10	10	10	10	10	10	10	10	10
Houston Pilots C - 25/26	10	10	10	10	10	10	10	10	10	10	10	10	10	10	10	10	10	10	10	10	10	10	10	10
Houston Pilots B - 11/12	10	10	10	10	10	10	10	10	10	10	10	10	10	10	10	10	10	10	10	10	10	10	10	10
Houston Pilots A - 1 & 2 Bravo	10	10	10	10	10	10	10	10	10	10	10	10	10	10	10	10	10	10	10	10	10	10	10	10

NOTE: This is automated data that may/may not agree with the official BAM thinking that's found on the daily slides or special visibility report slides. This data should be used as a guide only

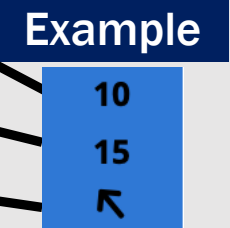
Houston Pilots Wind Chart



Forecast Confidence



Sustained Wind 10 Knots
Gusts 15 Knots
Wind from the SE



Wind	Fri 12 am	Fri 1 am	Fri 2 am	Fri 3 am	Fri 4 am	Fri 5 am	Fri 6 am	Fri 7 am	Fri 8 am	Fri 9 am	Fri 10 am	Fri 11 am	Fri 12 pm	Fri 1 pm	Fri 2 pm	Fri 3 pm	Fri 4 pm	Fri 5 pm	Fri 6 pm	Fri 7 pm	Fri 8 pm	Fri 9 pm	Fri 10 pm	Fri 11 pm
Houston Pilots N - 610 Bridge	3	3	3	2	2	2	1	1	1	1	2	2	3	3	3	3	5	5	6	6	7	6	6	5
	7	7	7	6	6	5	5	5	5	5	5	6	7	7	7	8	9	10	12	13	14	13	10	10
	↑	↑	↑	↑	↑	↑	↑	↑	↑	↑	↑	↑	↑	↑	↑	↖	↖	↖	↖	↖	↖	↖	↑	↑
Houston Pilots M - Kinder 1	3	3	3	2	2	2	1	1	1	1	2	2	3	3	3	3	5	6	6	6	7	6	6	5
	7	7	7	6	6	5	5	5	5	5	5	6	7	7	7	8	9	10	12	13	14	13	10	10
	↑	↑	↑	↑	↑	↑	↑	↑	↑	↑	↑	↑	↑	↑	↑	↖	↖	↖	↖	↖	↖	↖	↑	↑
Houston Pilots L - Greens Bayou	3	3	2	2	2	2	1	1	1	1	1	2	3	3	3	3	5	6	6	6	7	6	6	5
	7	7	6	5	5	3	5	3	5	3	5	6	7	7	8	8	9	10	12	13	14	13	10	9
	↑	↑	↑	↑	↑	↑	↑	↑	↑	↑	↑	↑	↑	↑	↖	↖	↖	↖	↖	↖	↖	↖	↑	↑
Houston Pilots K - Shell Crude	3	2	2	2	1	1	1	1	1	1	1	2	3	3	3	3	5	6	6	6	7	6	5	5
	7	7	6	5	5	3	3	3	3	3	5	6	7	7	8	9	9	12	12	13	13	13	10	9
	↑	↑	↑	↑	↑	↑	↑	↑	↑	↑	↑	↑	↑	↑	↖	↖	↖	↖	↖	↖	↖	↖	↑	↑
Houston Pilots J - Lynchburg Ferries	3	2	2	1	1	1	1	1	1	1	1	2	3	3	3	3	5	6	6	6	6	5	3	
	7	6	6	5	5	3	3	3	3	3	5	6	7	7	8	8	9	10	12	13	13	12	10	9
	↑	↑	↑	↑	↑	↑	↑	↑	↑	↑	↑	↑	↑	↑	↖	↖	↖	↖	↖	↖	↖	↑	↑	↑
Houston Pilots I - Exxon 3	6	6	6	5	5	5	3	3	3	3	3	3	5	5	6	6	7	8	8	9	10	9	8	8
	9	8	8	7	7	7	7	7	7	6	7	7	7	8	9	10	12	13	14	13	15	13	13	13
	↑	↑	↑	↑	↑	↑	↑	↑	↑	↑	↑	↑	↑	↑	↖	↖	↖	↖	↖	↖	↖	↑	↑	↑
Houston Pilots H - Morgans Point	6	6	6	5	5	5	3	3	3	3	3	3	5	5	6	6	7	8	8	9	10	9	8	8
	9	8	8	7	7	7	7	7	7	7	7	7	7	8	10	10	12	13	14	13	15	13	13	13
	↑	↑	↑	↑	↑	↑	↑	↑	↑	↑	↑	↑	↑	↖	↖	↖	↖	↖	↖	↖	↖	↑	↑	↑
Houston Pilots G - 75/76	7	6	6	6	6	6	5	5	5	5	5	5	3	5	5	6	6	8	8	9	10	9	9	9
	10	9	8	8	7	8	7	7	7	7	7	7	7	8	9	10	12	13	14	13	15	13	14	13
	↑	↑	↑	↑	↑	↑	↑	↑	↑	↑	↑	↑	↑	↖	↖	↖	↖	↖	↖	↖	↖	↑	↑	↑
Houston Pilots F - 63/64	7	6	6	6	6	6	5	5	5	5	5	5	3	3	5	6	6	8	8	8	9	9	9	8
	9	9	8	8	7	8	7	7	7	7	7	7	7	8	9	10	12	13	14	13	15	13	13	13
	↑	↑	↑	↑	↑	↑	↑	↑	↑	↑	↑	↑	↑	↖	↖	↖	↖	↖	↖	↖	↖	↖	↖	↖
Houston Pilots E - 51/52	7	6	6	6	5	5	5	5	5	5	5	5	3	3	5	6	6	7	8	8	9	9	8	8
	9	8	8	7	7	7	7	7	7	7	7	7	8	8	9	10	10	13	13	13	14	13	13	13
	↑	↑	↑	↑	↑	↑	↑	↑	↑	↑	↑	↑	↑	↖	↖	↖	↖	↖	↖	↖	↖	↖	↖	↖
Houston Pilots D - 37/38	6	6	6	6	5	5	5	5	5	5	5	5	3	3	5	5	6	6	7	8	8	8	8	8
	9	8	8	7	7	7	7	7	7	7	7	7	7	8	8	9	10	12	13	13	14	13	13	13
	↑	↑	↑	↑	↑	↑	↑	↑	↑	↑	↑	↑	↑	↖	↖	↖	↖	↖	↖	↖	↖	↖	↖	↖
Houston Pilots C - 25/26	6	6	6	6	5	5	5	5	5	5	5	5	5	5	5	5	6	6	6	7	8	8	8	8
	9	8	8	7	7	7	7	7	7	7	7	7	7	8	8	9	9	12	12	13	13	13	12	12
	↑	↑	↑	↑	↑	↑	↑	↑	↑	↑	↑	↑	↑	↖	↖	↖	↖	↖	↖	↖	↖	↖	↖	↖
Houston Pilots B - 11/12	6	5	5	3	3	3	3	3	3	3	3	5	3	3	5	5	5	6	6	6	7	7	7	7
	8	8	8	7	7	7	7	7	7	7	7	7	7	8	8	8	9	12	10	12	12	12	12	12
	↑	↑	↑	↑	↑	↑	↑	↑	↑	↑	↑	↑	↑	↖	↖	↖	↖	↖	↖	↖	↖	↖	↖	↖
Houston Pilots A - 1 & 2 Bravo	6	6	6	6	5	5	5	5	5	5	5	5	3	3	3	3	3	6	6	7	7	8	8	8
	9	8	8	7	7	8	7	7	7	7	7	7	7	7	7	8	8	10	12	12	12	13	12	13
	↑	↑	↑	↑	↑	↑	↑	↑	↑	↑	↑	↑	↑	↑	↑	↖	↖	↖	↖	↖	↖	↖	↖	↖

NOTE: This is automated data that may/may not agree with the official BAM thinking that's found on the daily slides.
This data should be used as a guide only.

Houston Pilots: FRI. 8/8/2025

Forecast Discussion

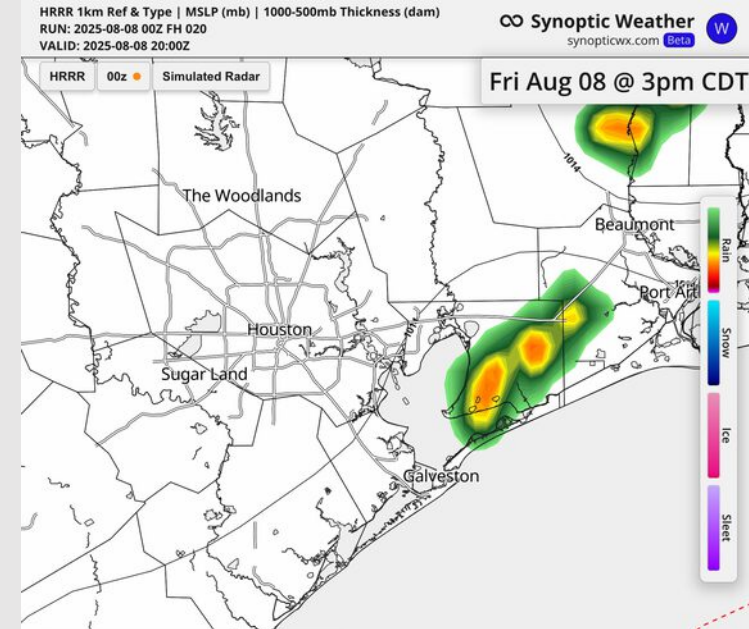
Precip: Isolated showers/storms will be possible from 12 PM – 7 PM. Some storms may carry risks of heavy downpours, lightning, and 25 kt wind gusts

Wind: Winds will be out of the W/SW until becoming variable from 12 PM-5PM. Winds will be from the S/SE after 5 PM. **N of Morgan's Point:** Winds will be at 5 - 10 kts. **S of Morgan's Point:** Winds will be at 4 – 9 kts.

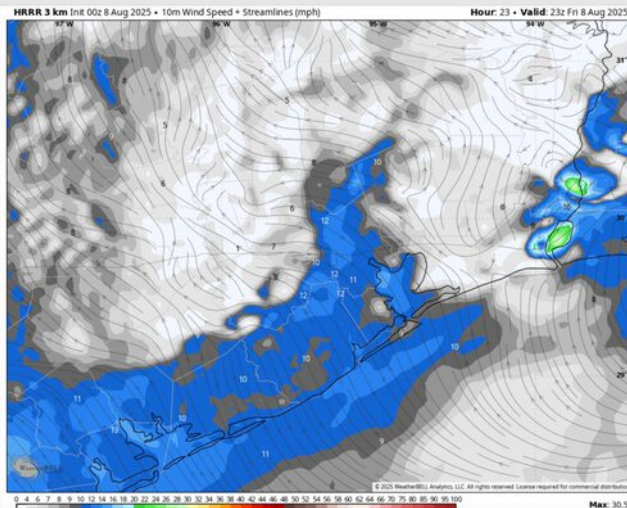
High Temps: **N of Morgan's Point:** Mid 90s F. **S of Morgan's Point:** High 80s to low 90s F.

Visibility: No fog concerns today, however, visibilities may be reduced briefly under heavier downpours.

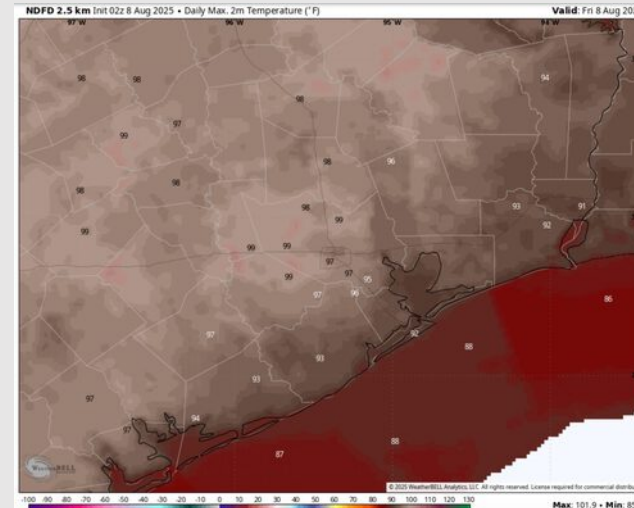
Precip Image: 3 PM CT



Wind Speed:
6 PM CT



High Temps
Today



Houston Pilots: SAT. 8/9/2025

Forecast Discussion

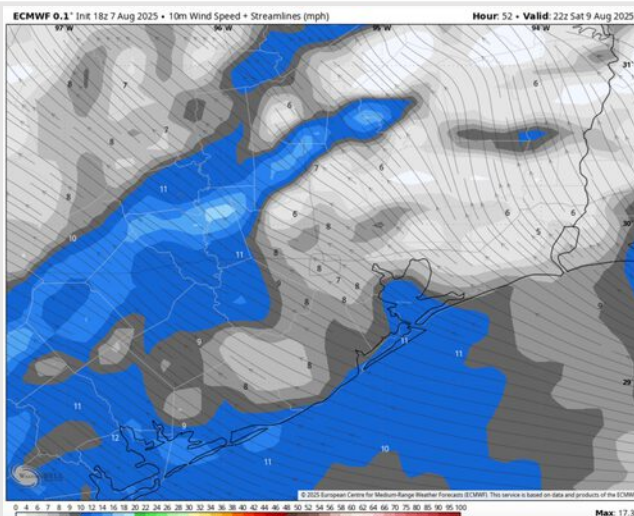
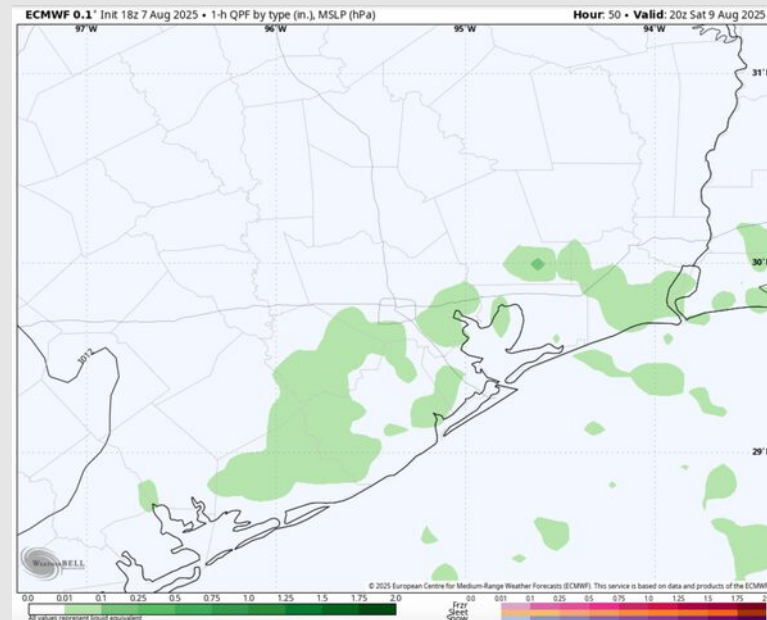
Precip: Scattered showers will be possible from 11AM – 6PM Saturday.

Wind: Winds will be from the E/SE Saturday. **N of Morgan's Point:** Winds will be at 2 – 7 kts. **S of Morgan's Point:** Winds will be 5 – 10 kts.

High Temps: **N of Morgan's Point:** Mid to low 90s F. **S of Morgan's Point:** High 80s to low 90s F.

Visibility: No visibility concerns Saturday.

Precip Image: 3 PM CT



Wind Speed:
7 PM CT



High Temps
Saturday

Houston Pilots: SUN. 8/10/2025

Forecast Discussion

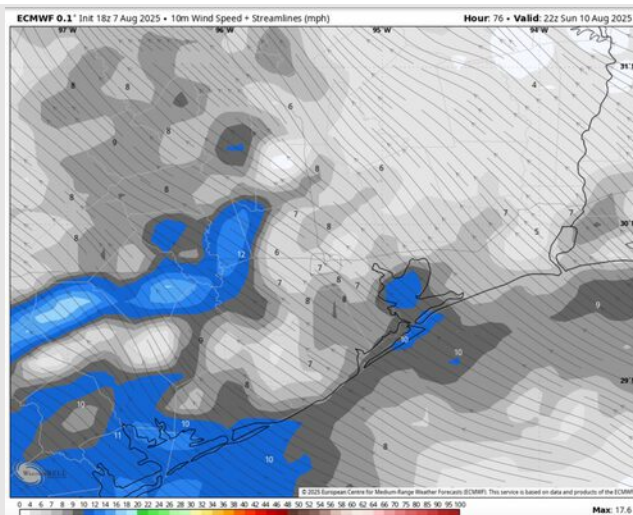
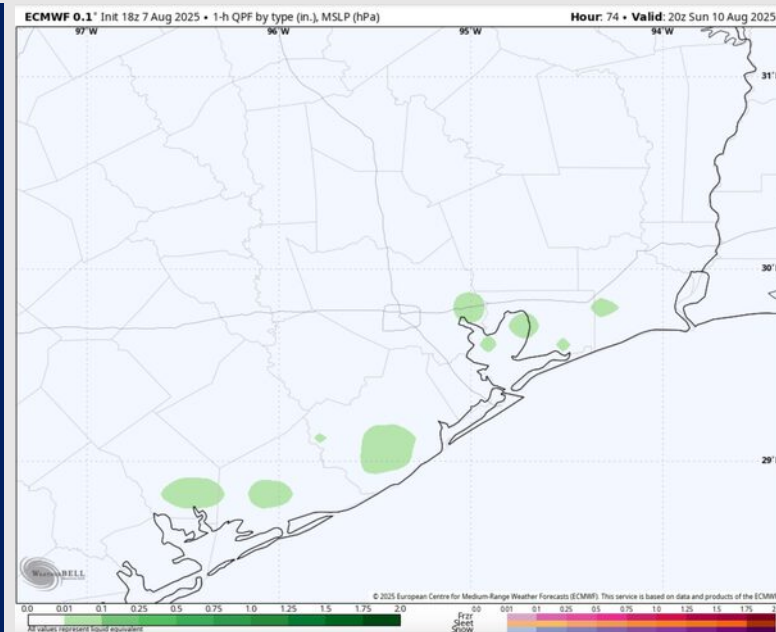
Precip: Scattered showers will be possible from 3AM – 7AM and 12 PM – 4PM.

Wind: Winds will be from the E/SE Sunday. **N of Morgan's Point:** Winds will be at 2 – 7 kts. **S of Morgan's Point:** Winds will be at 4 – 9 kts.

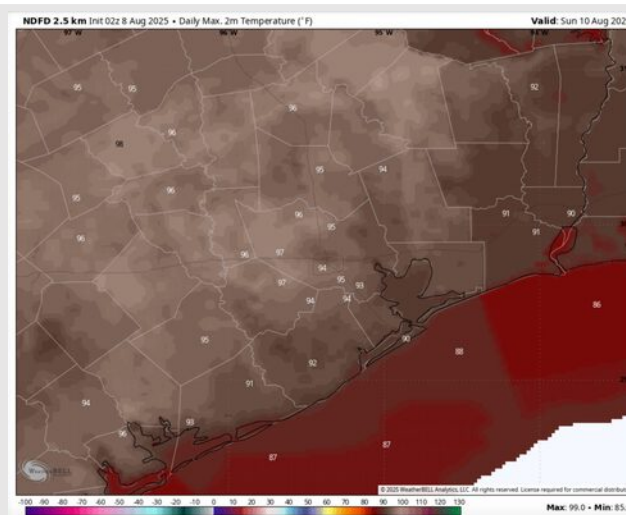
High Temps: **N of Morgan's Point:** Mid 90s F. **S of Morgan's Point:** Low 90s F.

Visibility: No visibility concerns Sunday.

Precip Image: 3 PM CT



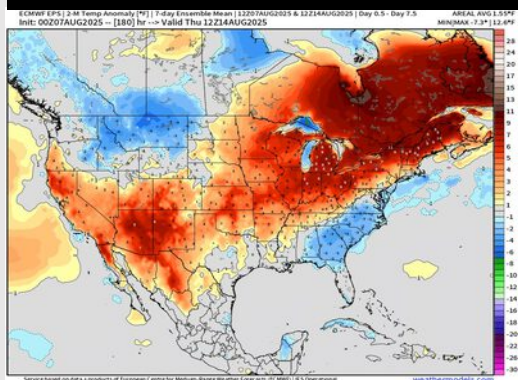
Wind Speed:
5 PM CT



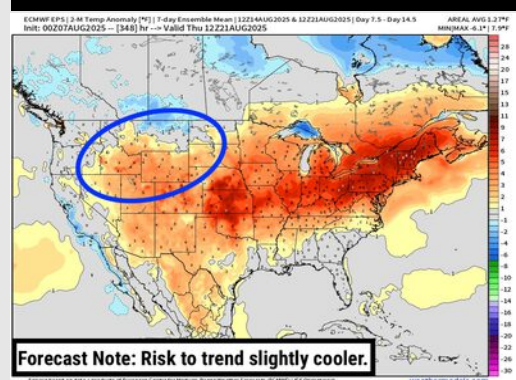
High Temps
Sunday

Houston Pilots: 8/8/25

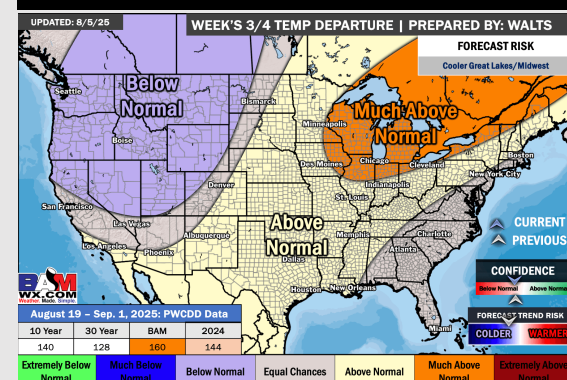
Next 7 Day Temperature Departure



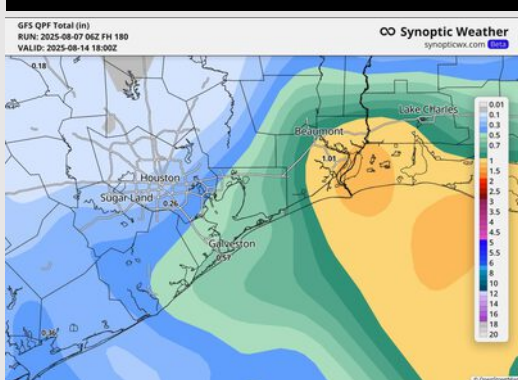
8-14 Day Temperature Departure



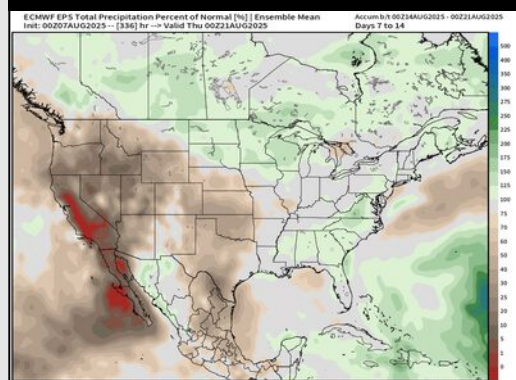
15-30 Day Temperature Departure



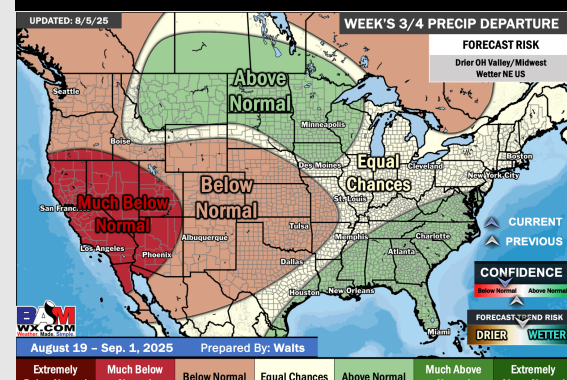
Next 7 Day Total Precipitation



8-14 Day % of Average Precip.



15-30 Day % of Average Precip.



- Temps are expected to be near normal for the next 7 days with scattered rain chances into the weekend.
- Near normal temperatures and near normal rain chances are favored for days 8 – 14.
- Above normal temperatures are favored for the start of August along with near normal rainfall chances.