

# INDIANA STATE FAIR

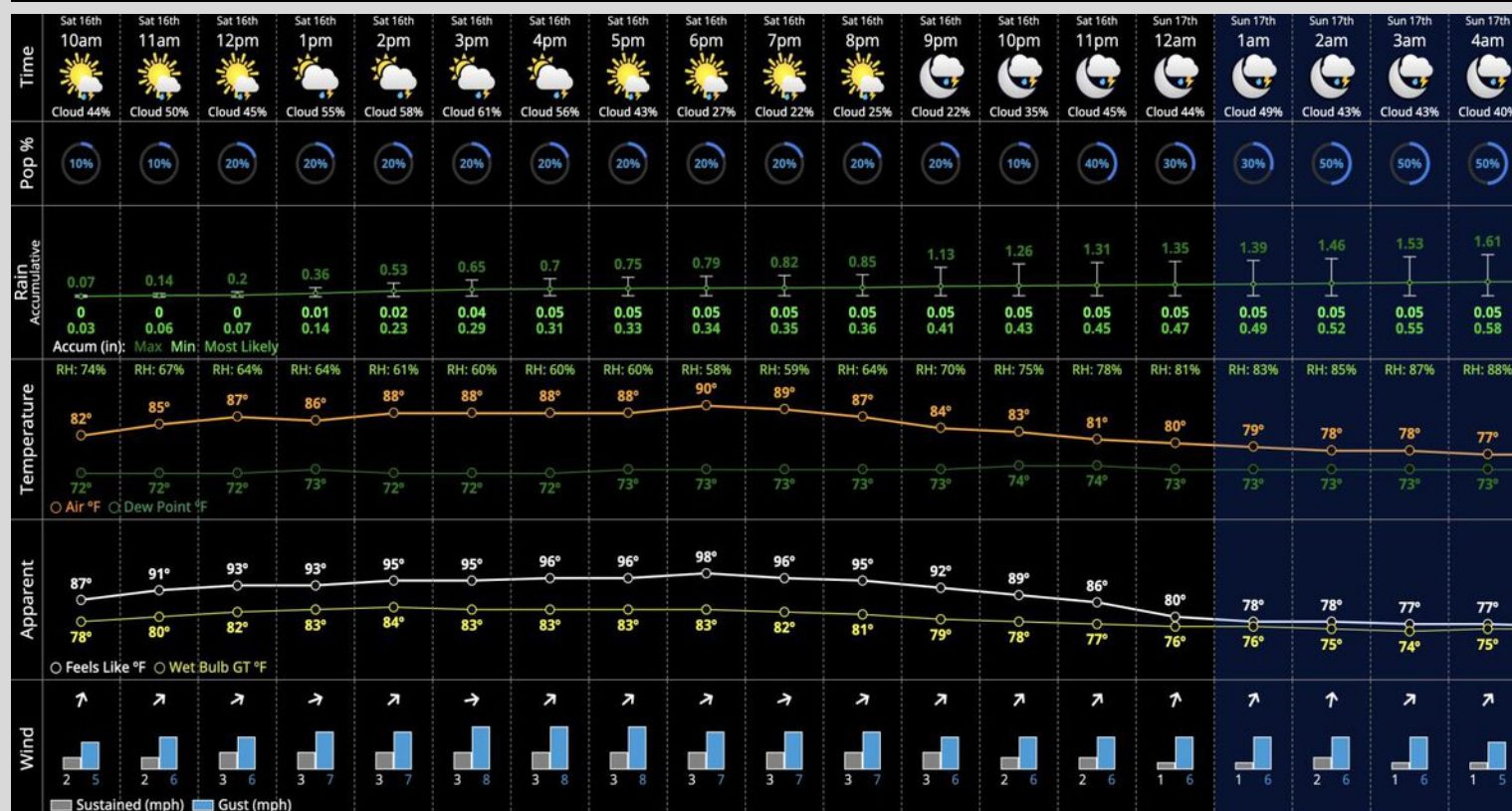
Saturday, August 16, 2025

10 AM ET Weather Forecast

Forecaster: Kipper

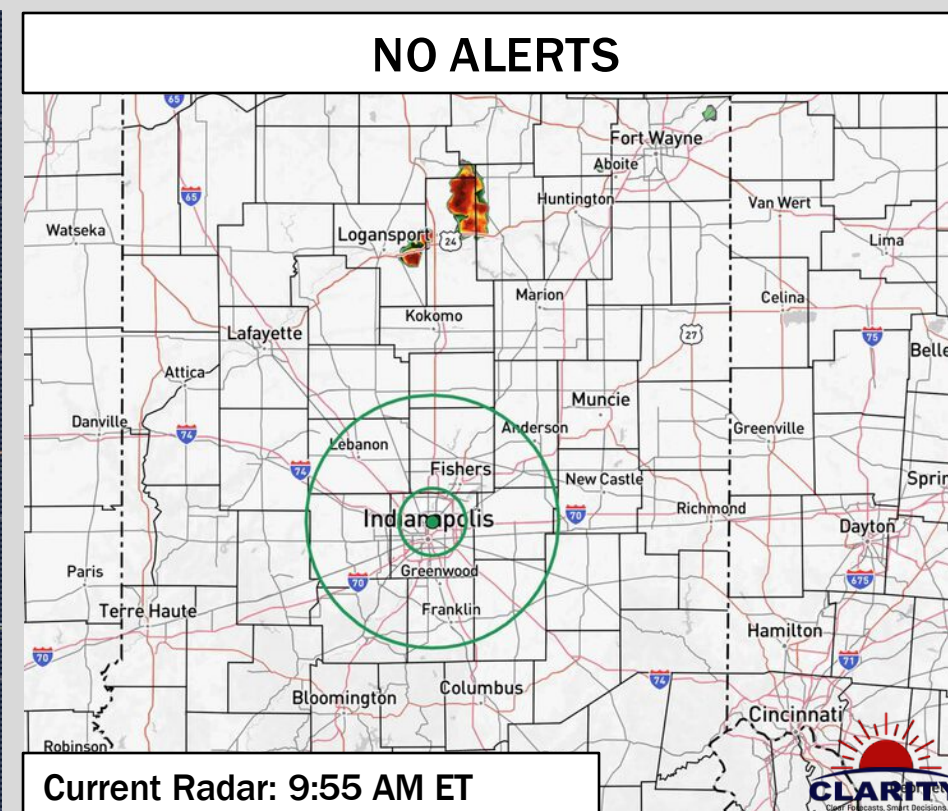


## Hour by Hour Forecast:



## Hazardous Weather Alerts:

NO ALERTS



Current Radar: 9:55 AM ET

## Saturday, August 16, 2025: IMPORTANT FORECAST NOTES

### Precipitation:

- ✓ Isolated pop-up showers/storms will be possible from 11 AM to 2 PM. More dry time than not is favored however a brief downpour and isolated lightning risk will be in play.
- ✓ Beyond 2 PM, coverage of showers/storms are expected to be more hit/miss (mostly dry time favored) through 11 PM.
- ✓ Coverage will become more scattered after 12 AM and continue into SUN AM. Storms after 12 AM will hold risks for 30+ MPH wind gusts, lightning and heavy downpours.

### Temperatures:

- ✓ High temps SAT will reach the low 90s F by 3 PM.
- ✓ Heat indices expected to reach the 97 – 99 F range after 3 PM.
- ✓ Low temps SUN AM will drop into the mid 70s F.

### Wind/Clouds:

- ✓ Overall winds will be light/ calm Saturday and variable in direction, with a general tendency to be out of the S/SW.
- ✓ Speeds will remain at 2 – 6 MPH with no gust concerns outside of storms (strongest storms can produce 30+ MPH gusts)
- ✓ Mostly clear skies favored prior to 2 PM SAT, with partly cloudy skies in play after that time.



# INDIANA STATE FAIR

Saturday, August 16, 2025

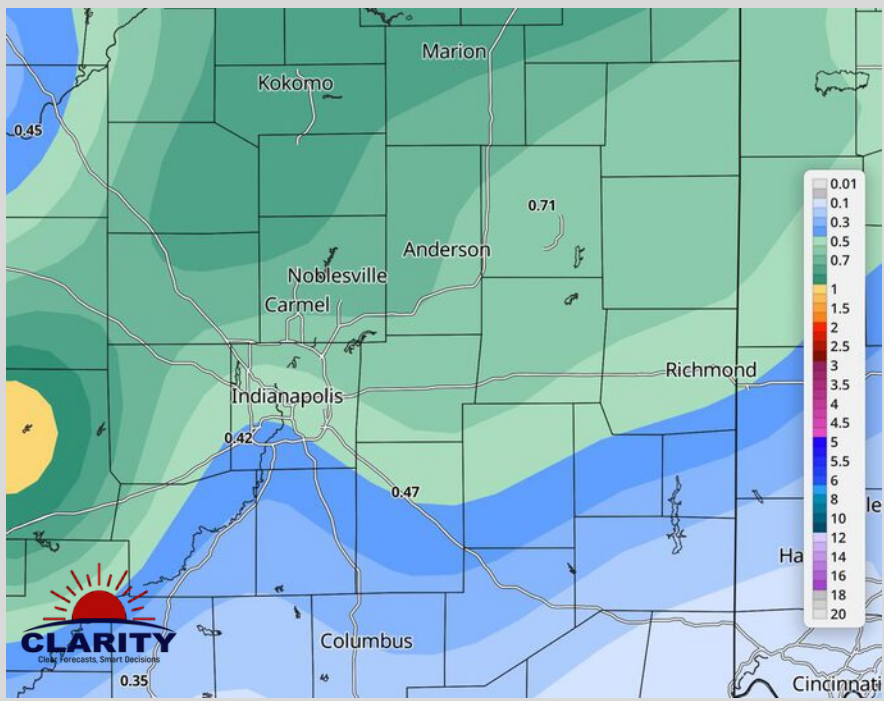
10 AM ET Weather Forecast



## 10-Day Forecast

BAMwx 10 Day	Sat 8/16	Sun 8/17	Mon 8/18	Tue 8/19	Wed 8/20	Thu 8/21	Fri 8/22	Sat 8/23	Sun 8/24	Mon 8/25
Sky Condition										
Low Hi	73° 93°	75° 94°	74° 94°	74° 94°	71° 84°	66° 83°	65° 87°	66° 88°	66° 86°	64° 85°
Wind	↗ 2 mph gusts 8	↘ 3 mph gusts 10	↖ 3 mph gusts 8	↗ 4 mph gusts 12	↓ 5 mph gusts 15	↙ 5 mph gusts 14	↖ 3 mph gusts 9	↗ 2 mph gusts 10	↓ 3 mph gusts 11	↓ 4 mph gusts 11
Precipitation	Confidence / Trend ①	2 ↑	2 ↑	1 —	2 ↑	1 —	5 —	5 —	5 —	5 —
	Day %	30%	30%	10%	20%	20%	0%	0%	0%	0%
	Night %	40%	10%	10%	30%	10%	0%	0%	0%	0%
	Min	0.07	0	0	0	0	0	0	0	0
	Likely	0.35	0.22	0	0.33	0.03	0	0	0	0
	Max	1.03	0.38	0.05	0.58	0.12	0	0	0	0
	Snow %	0%	0%	0%	0%	0%	0%	0%	0%	0%
Snow	0	0	0	0	0	0	0	0	0	0
Ice %	0%	0%	0%	0%	0%	0%	0%	0%	0%	0%
Ice	0	0	0	0	0	0	0	0	0	0
RH %	67%	71%	73%	70%	80%	74%	69%	69%	67%	66%

## 5-Day Rainfall Map



## NEXT 5 DAYS: IMPORTANT FORECAST NOTES

### Precipitation:

- ✓ **SUN:** Isolated to scattered storms will be possible through the day SUN. Currently favoring 12-7 AM and post-5 PM for the greatest risk. Lightning, brief heavy downpours, and a low-end risk for wind gusts of 30+ MPH exists.
- ✓ **MON:** Isolated to scattered showers/storms possible throughout MON, primarily in the afternoon.
- ✓ **TUE:** Isolated showers/storms possible in the AM hours with scattered storms favored into the PM hours.
- ✓ **MON:** Isolated showers/storms possible (greatest risk in the AM hours)

### Temperatures:

- ✓ **SUN-TUE:** High temps will reach around 93 - 94 F with feels like temperatures near 100 F.
- ✓ **WED-THU:** High temperatures to drastically drop into the mid 80s F. Heat index values not favored to be a concern after TUE.

### Wind/Clouds:

- ✓ Winds will likely be more variable in direction SUN-MON.
- ✓ Wind gusts will be calm at 5-10 MPH through MON.
- ✓ Wind gusts by TUE may reach 15 MPH.
- ✓ Mostly cloudy skies SUN. Scattered clouds possible MON - TUE.
- ✓ Storms through early next week will be capable of wind gusts of 30+ MPH.