

Houston Pilots Forecast Package



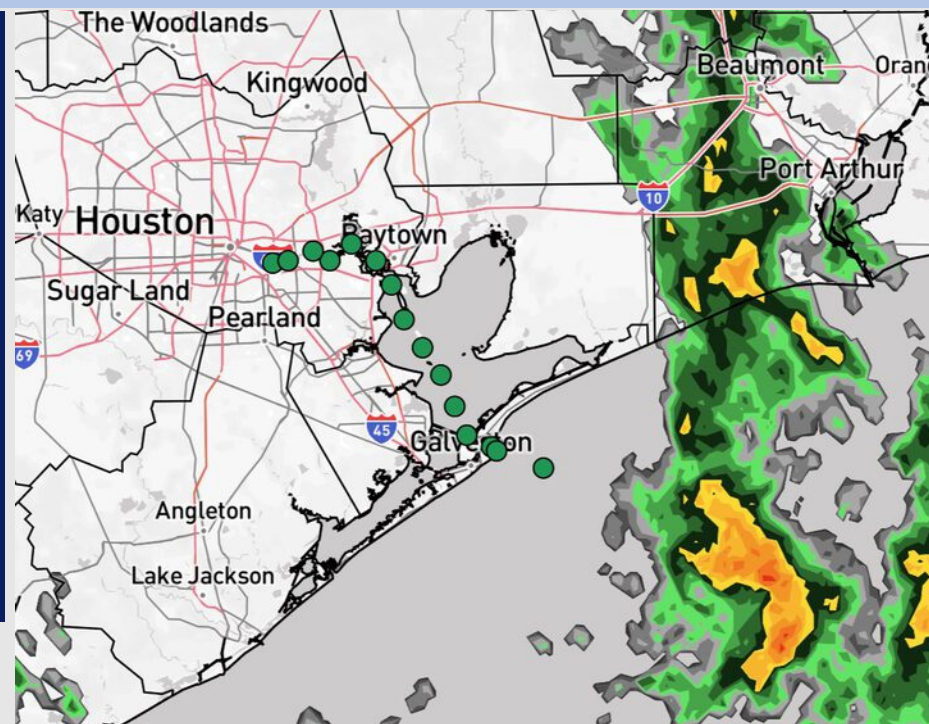
Updated: 11:50 PM CT

Friday, July 4, 2025

Forecaster: Jakeb Wagner

Weather Headlines

- Isolated showers possible from 4AM – 11AM today.
- No tropical impacts favored for Houston over the next 7 days.



Current Radar: 11:25 PM CT

As always, please do not hesitate to reach out to us with any forecast questions at [\(317\)-560-8122](tel:317-560-8122). Press 1 for forecast questions.

You can also access real-time forecast updates and 24/7 meteorological chat assistance on your [Clarity](#) app. Click [here](#) for login assistance.

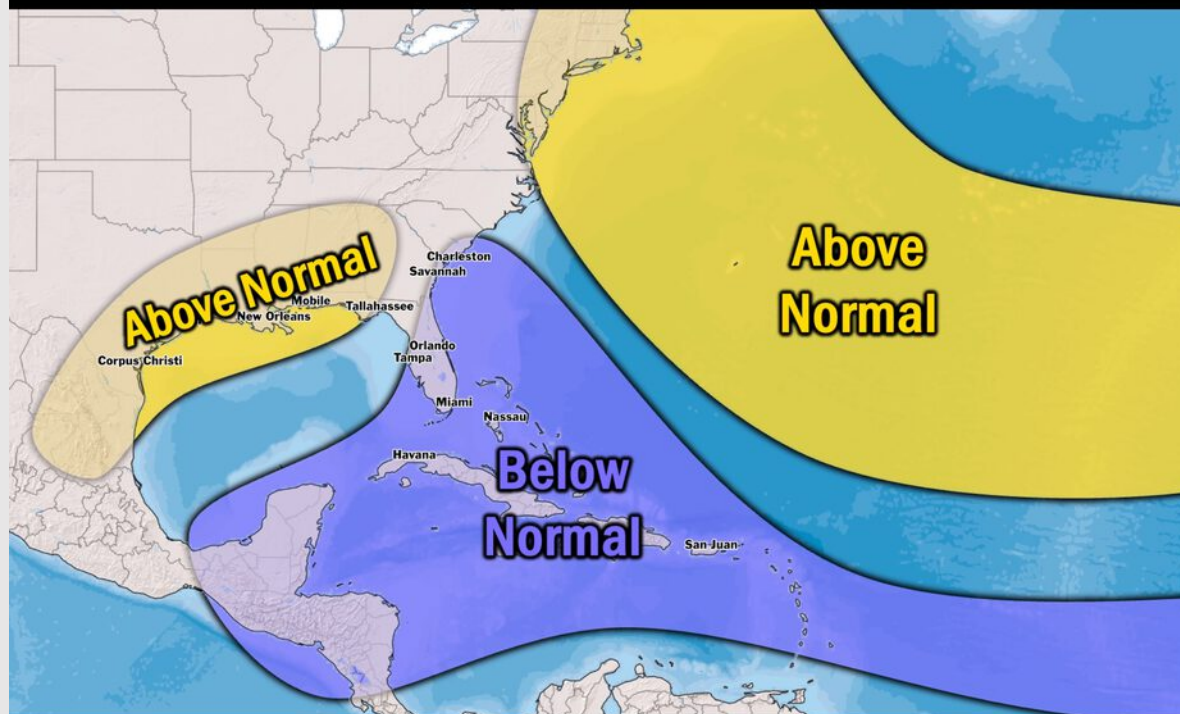


Houston Pilots Tropical Update

Seasonal Hurricane Outlook

2025 HURRICANE SEASON

Updated Issued: Wednesday, June 25, 2025



KEY SEASON NOTES

15 - 19

Named Storms
10 Year Avg: 17.8

6 - 9

Hurricanes
10 Year Avg: 8.2

2 - 4

Major Hurricanes
10 Year Avg: 3.8

Graphic to the left represents our favored seasonal outlook for the 2025 Hurricane Season. Conditions expected to be more favorable for tropical development within the Gulf this season.

No notable tropical development is expected over the next 7 days.

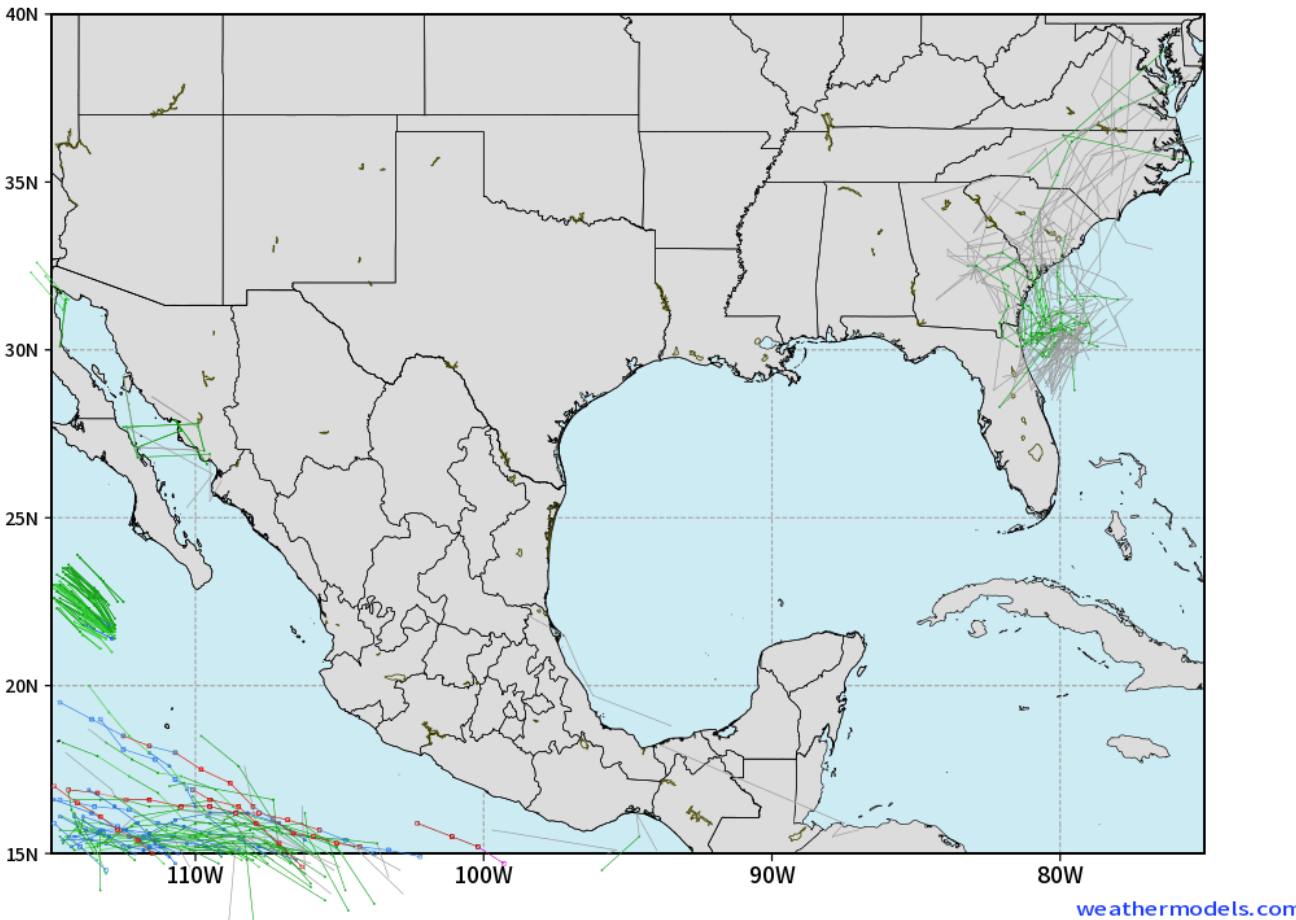
[Click here for the video!](#)

Houston Pilots Tropical Update

10 Day Tropical Outlook

ECMWF GULF EPS Cyclone Locations --> Next [10-days]
INIT: 00Z04JUL2025 --> UNTIL 00Z14JUL2025

o-o ENSEMBLE MEAN
o-o 1000 - 1010 hPa
o-o 980 - 999 hPa
o-o 960 - 979 hPa
o-o 950 - 959 hPa
o-o < 950 hPa



Tropical Storm Three has developed off the east coast but is not favored to make any impacts on the Houston area.

Currently, we are not favoring any tropical impacts for Houston over the next 7 days.

Houston Pilots Visibility Chart (miles)



| Visibility | Sat 1 am | Sat 2 am | Sat 3 am | Sat 4 am | Sat 5 am | Sat 6 am | Sat 7 am | Sat 8 am | Sat 9 am | Sat 10 am | Sat 11 am | Sat 12 pm | Sat 1 pm | Sat 2 pm | Sat 3 pm | Sat 4 pm | Sat 5 pm | Sat 6 pm | Sat 7 pm | Sat 8 pm | Sat 9 pm | Sat 10 pm | Sat 11 pm | Sun 12 am |
|--------------------------------------|----------|----------|----------|----------|----------|----------|----------|----------|----------|-----------|-----------|-----------|----------|----------|----------|----------|----------|----------|----------|----------|----------|-----------|-----------|-----------|
| Houston Pilots N - 610 Bridge | 10 | 10 | 10 | 10 | 10 | 10 | 10 | 10 | 10 | 10 | 10 | 10 | 10 | 10 | 10 | 10 | 10 | 10 | 10 | 10 | 10 | 10 | 10 | 10 |
| Houston Pilots M - Kinder 1 | 10 | 10 | 10 | 10 | 10 | 10 | 10 | 10 | 10 | 10 | 10 | 10 | 10 | 10 | 10 | 10 | 10 | 10 | 10 | 10 | 10 | 10 | 10 | 10 |
| Houston Pilots L - Greens Bayou | 10 | 10 | 10 | 10 | 10 | 10 | 10 | 10 | 10 | 10 | 10 | 10 | 10 | 10 | 10 | 10 | 10 | 10 | 10 | 10 | 10 | 10 | 10 | 10 |
| Houston Pilots K - Shell Crude | 10 | 10 | 10 | 10 | 10 | 10 | 10 | 10 | 10 | 10 | 10 | 10 | 10 | 10 | 10 | 10 | 10 | 10 | 10 | 10 | 10 | 10 | 10 | 10 |
| Houston Pilots J - Lynchburg Ferries | 10 | 10 | 10 | 10 | 10 | 10 | 10 | 10 | 10 | 10 | 10 | 10 | 10 | 10 | 10 | 10 | 10 | 10 | 10 | 10 | 10 | 10 | 10 | 10 |
| Houston Pilots I - Exxon 3 | 10 | 10 | 10 | 10 | 10 | 10 | 10 | 10 | 10 | 10 | 10 | 10 | 10 | 10 | 10 | 10 | 10 | 10 | 10 | 10 | 10 | 10 | 10 | 10 |
| Houston Pilots H - Morgans Point | 10 | 10 | 10 | 10 | 10 | 10 | 10 | 10 | 10 | 10 | 10 | 10 | 10 | 10 | 10 | 10 | 10 | 10 | 10 | 10 | 10 | 10 | 10 | 10 |
| Houston Pilots G - 75/76 | 10 | 10 | 10 | 10 | 10 | 10 | 10 | 10 | 10 | 10 | 10 | 10 | 10 | 10 | 10 | 10 | 10 | 10 | 10 | 10 | 10 | 10 | 10 | 10 |
| Houston Pilots F - 63/64 | 10 | 10 | 10 | 10 | 10 | 10 | 10 | 10 | 10 | 10 | 10 | 10 | 10 | 10 | 10 | 10 | 10 | 10 | 10 | 10 | 10 | 10 | 10 | 10 |
| Houston Pilots E - 51/52 | 10 | 10 | 10 | 10 | 10 | 10 | 10 | 10 | 10 | 10 | 10 | 10 | 10 | 10 | 10 | 10 | 10 | 10 | 10 | 10 | 10 | 10 | 10 | 10 |
| Houston Pilots D - 37/38 | 10 | 10 | 10 | 10 | 10 | 10 | 10 | 10 | 10 | 10 | 10 | 10 | 10 | 10 | 10 | 10 | 10 | 10 | 10 | 10 | 10 | 10 | 10 | 10 |
| Houston Pilots C - 25/26 | 10 | 10 | 10 | 10 | 10 | 10 | 10 | 10 | 10 | 10 | 10 | 10 | 10 | 10 | 10 | 10 | 10 | 10 | 10 | 10 | 10 | 10 | 10 | 10 |
| Houston Pilots B - 11/12 | 10 | 10 | 10 | 10 | 10 | 10 | 10 | 10 | 10 | 10 | 10 | 10 | 10 | 10 | 10 | 10 | 10 | 10 | 10 | 10 | 10 | 10 | 10 | 10 |
| Houston Pilots A - 1 & 2 Bravo | 10 | 10 | 10 | 10 | 10 | 10 | 10 | 9 | 10 | 10 | 10 | 10 | 10 | 10 | 10 | 10 | 10 | 10 | 10 | 10 | 10 | 10 | 10 | 10 |

NOTE: This is automated data that may/may not agree with the official BAM thinking that's found on the daily slides or special visibility report slides. This data should be used as a guide only

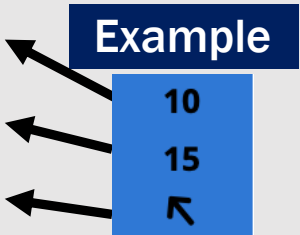
Houston Pilots Wind Chart



Sustained Wind 10 Knots

Gusts 15 Knots

Wind from the SE



| Wind | Sat 1 am | Sat 2 am | Sat 3 am | Sat 4 am | Sat 5 am | Sat 6 am | Sat 7 am | Sat 8 am | Sat 9 am | Sat 10 am | Sat 11 am | Sat 12 pm | Sat 1 pm | Sat 2 pm | Sat 3 pm | Sat 4 pm | Sat 5 pm | Sat 6 pm | Sat 7 pm | Sat 8 pm | Sat 9 pm | Sat 10 pm | Sat 11 pm | Sun 12 am |
|--------------------------------------|---------------|---------------|---------------|---------------|---------------|---------------|---------------|---------------|--------------|--------------|--------------|--------------|--------------|---------------|---------------|---------------|---------------|---------------|---------------|---------------|---------------|---------------|--------------|--------------|
| Houston Pilots N - 610 Bridge | 6 12 ↑ | 6 12 ↑ | 5 10 ↑ | 5 10 ↑ | 5 10 ↑ | 3 9 ↑ | 3 9 ↑ | 3 9 ↑ | 5 10 ↑ | 5 10 ↑ | 6 13 ↑ | 7 13 ↑ | 7 15 ↑ | 8 16 ↑ | 8 16 ↑ | 8 17 ↑ | 8 17 ↑ | 8 17 ↑ | 8 16 ↑ | 8 16 ↑ | 7 14 ↑ | 6 13 ↑ | 5 10 ↑ | 3 8 ↑ |
| Houston Pilots M - Kinder 1 | 6 12 ↑ | 6 10 ↑ | 5 10 ↑ | 5 9 ↑ | 5 9 ↑ | 3 9 ↑ | 3 8 ↑ | 3 8 ↑ | 5 10 ↑ | 5 10 ↑ | 6 13 ↑ | 7 13 ↑ | 7 15 ↑ | 8 16 ↑ | 8 16 ↑ | 8 17 ↑ | 8 17 ↑ | 8 17 ↑ | 8 16 ↑ | 8 15 ↑ | 7 14 ↑ | 6 12 ↑ | 5 10 ↑ | 3 8 ↑ |
| Houston Pilots L - Greens Bayou | 6 10 ↑ | 5 10 ↑ | 5 9 ↑ | 5 9 ↑ | 3 9 ↑ | 3 8 ↑ | 3 8 ↑ | 3 8 ↑ | 3 8 ↑ | 5 9 ↑ | 6 12 ↑ | 7 13 ↑ | 7 14 ↑ | 8 16 ↑ | 8 16 ↑ | 8 17 ↑ | 8 17 ↑ | 8 16 ↑ | 8 16 ↑ | 8 15 ↑ | 6 13 ↑ | 6 12 ↑ | 5 9 ↑ | 3 8 ↑ |
| Houston Pilots K - Shell Crude | 6 10 ↑ | 5 10 ↑ | 5 9 ↑ | 5 9 ↑ | 3 9 ↑ | 3 8 ↑ | 3 8 ↑ | 3 8 ↑ | 3 8 ↑ | 5 9 ↑ | 6 12 ↑ | 6 13 ↑ | 7 14 ↑ | 8 16 ↑ | 8 16 ↑ | 8 17 ↑ | 9 17 ↑ | 8 16 ↑ | 8 16 ↑ | 8 15 ↑ | 6 13 ↑ | 6 12 ↑ | 5 9 ↑ | 3 8 ↑ |
| Houston Pilots J - Lynchburg Ferries | 5 10 ↑ | 5 10 ↑ | 3 9 ↑ | 3 8 ↑ | 3 8 ↑ | 3 8 ↑ | 3 7 ↑ | 3 7 ↑ | 3 8 ↑ | 3 9 ↑ | 6 12 ↑ | 7 13 ↑ | 7 14 ↑ | 8 16 ↑ | 8 16 ↑ | 8 17 ↑ | 8 17 ↑ | 8 16 ↑ | 8 16 ↑ | 8 15 ↑ | 6 13 ↑ | 6 12 ↑ | 3 9 ↑ | 3 8 ↑ |
| Houston Pilots I - Exxon 3 | 10 15 ↑ | 9 14 ↑ | 8 13 ↑ | 8 13 ↑ | 8 12 ↑ | 7 12 ↑ | 7 10 ↑ | 7 10 ↑ | 7 10 ↑ | 7 10 ↑ | 8 13 ↑ | 8 13 ↑ | 8 15 ↑ | 10 17 ↑ | 10 17 ↑ | 10 18 ↑ | 12 18 ↑ | 12 18 ↑ | 12 17 ↑ | 12 16 ↑ | 12 15 ↑ | 10 13 ↑ | 9 13 ↑ | 7 10 ↑ |
| Houston Pilots H - Morgans Point | 10 15 ↑ | 10 14 ↑ | 9 14 ↑ | 8 13 ↑ | 8 13 ↑ | 8 12 ↑ | 7 10 ↑ | 7 10 ↑ | 7 10 ↑ | 7 10 ↑ | 8 13 ↑ | 8 13 ↑ | 8 15 ↑ | 9 16 ↑ | 10 17 ↑ | 10 18 ↑ | 12 18 ↑ | 12 18 ↑ | 12 17 ↑ | 12 16 ↑ | 12 15 ↑ | 10 13 ↑ | 9 13 ↑ | 7 10 ↑ |
| Houston Pilots G - 75/76 | 12 ↑ | 12 16 ↑ | 10 16 ↑ | 10 15 ↑ | 10 14 ↑ | 9 14 ↑ | 8 13 ↑ | 8 13 ↑ | 8 13 ↑ | 8 12 ↑ | 8 14 ↑ | 8 14 ↑ | 8 15 ↑ | 9 17 ↑ | 10 17 ↑ | 10 18 ↑ | 12 20 ↑ | 12 18 ↑ | 12 17 ↑ | 12 17 ↑ | 10 16 ↑ | 10 14 ↑ | 9 13 ↑ | 8 12 ↑ |
| Houston Pilots F - 63/64 | 12 ↑ | 12 17 ↑ | 10 16 ↑ | 10 15 ↑ | 10 15 ↑ | 9 14 ↑ | 9 14 ↑ | 8 13 ↑ | 8 13 ↑ | 8 12 ↑ | 8 14 ↑ | 8 14 ↑ | 8 15 ↑ | 9 16 ↑ | 9 16 ↑ | 10 17 ↑ | 10 18 ↑ | 12 18 ↑ | 12 17 ↑ | 12 17 ↑ | 10 16 ↑ | 10 14 ↑ | 9 13 ↑ | 8 12 ↑ |
| Houston Pilots E - 51/52 | 12 ↑ | 12 17 ↑ | 12 17 ↑ | 10 16 ↑ | 10 16 ↑ | 10 15 ↑ | 9 14 ↑ | 8 14 ↑ | 8 14 ↑ | 8 13 ↑ | 8 14 ↑ | 8 14 ↑ | 8 15 ↑ | 9 16 ↑ | 9 16 ↑ | 10 17 ↑ | 10 17 ↑ | 10 17 ↑ | 10 16 ↑ | 10 16 ↑ | 10 15 ↑ | 9 13 ↑ | 9 13 ↑ | 8 12 ↑ |
| Houston Pilots D - 37/38 | 12 ↑ | 13 17 ↑ | 12 17 ↑ | 12 16 ↑ | 10 16 ↑ | 10 15 ↑ | 10 15 ↑ | 9 14 ↑ | 8 14 ↑ | 8 13 ↑ | 8 14 ↑ | 8 14 ↑ | 8 15 ↑ | 9 16 ↑ | 9 16 ↑ | 10 16 ↑ | 10 17 ↑ | 10 16 ↑ | 10 16 ↑ | 10 16 ↑ | 10 15 ↑ | 9 13 ↑ | 9 13 ↑ | 8 12 ↑ |
| Houston Pilots C - 25/26 | 12 ↑ | 12 17 ↑ | 10 16 ↑ | 10 16 ↑ | 10 16 ↑ | 10 15 ↑ | 9 15 ↑ | 8 14 ↑ | 8 14 ↑ | 8 13 ↑ | 8 14 ↑ | 8 13 ↑ | 8 14 ↑ | 9 16 ↑ | 9 15 ↑ | 9 16 ↑ | 10 16 ↑ | 10 16 ↑ | 10 16 ↑ | 10 15 ↑ | 10 15 ↑ | 9 13 ↑ | 8 13 ↑ | 8 12 ↑ |
| Houston Pilots B - 11/12 | 10 16 ↑ | 10 16 ↑ | 9 16 ↑ | 9 16 ↑ | 9 16 ↑ | 8 15 ↑ | 8 15 ↑ | 8 14 ↑ | 8 14 ↑ | 8 12 ↑ | 8 13 ↑ | 8 13 ↑ | 8 13 ↑ | 8 15 ↑ | 8 15 ↑ | 8 15 ↑ | 9 15 ↑ | 9 15 ↑ | 9 15 ↑ | 9 15 ↑ | 9 14 ↑ | 8 14 ↑ | 8 13 ↑ | 7 10 ↑ |
| Houston Pilots A - 1 & 2 Bravo | 12 ↑ | 13 17 ↑ | 12 17 ↑ | 12 17 ↑ | 12 17 ↑ | 10 15 ↑ | 10 15 ↑ | 10 15 ↑ | 9 14 ↑ | 8 13 ↑ | 8 13 ↑ | 8 13 ↑ | 8 14 ↑ | 8 14 ↑ | 8 14 ↑ | 8 14 ↑ | 8 14 ↑ | 9 14 ↑ | 9 15 ↑ | 9 14 ↑ | 9 14 ↑ | 9 13 ↑ | 8 13 ↑ | 8 12 ↑ |

NOTE: This is automated data that may/may not agree with the official BAM thinking that's found on the daily slides.
This data should be used as a guide only.

Houston Pilots: SAT. 7/5/2025

Forecast Discussion

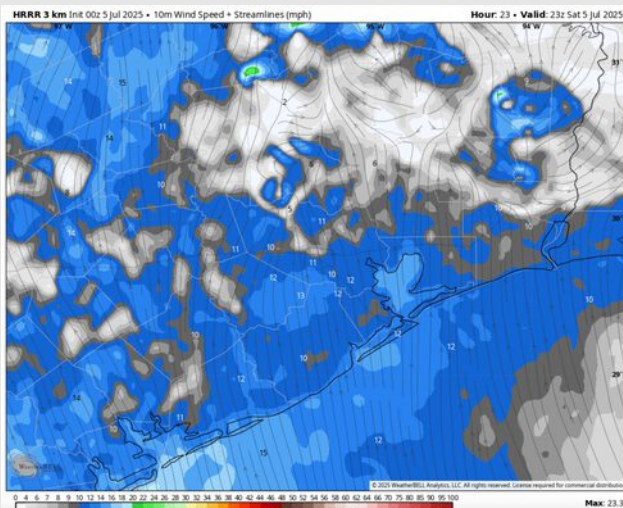
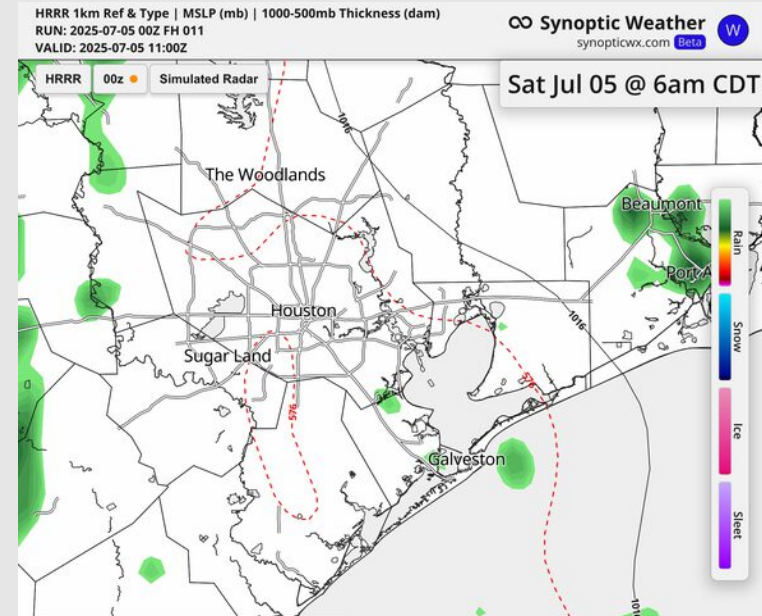
Precip: Isolated showers possible from 4AM – 11AM.
Favoring mostly dry conditions for the remainder of the day.

Wind: Winds will be out of the S today. **N of Morgan's Point:** Winds will be at 5 – 10 kts. **S of Morgan's Point:** Winds will be at 5 – 10 kts.

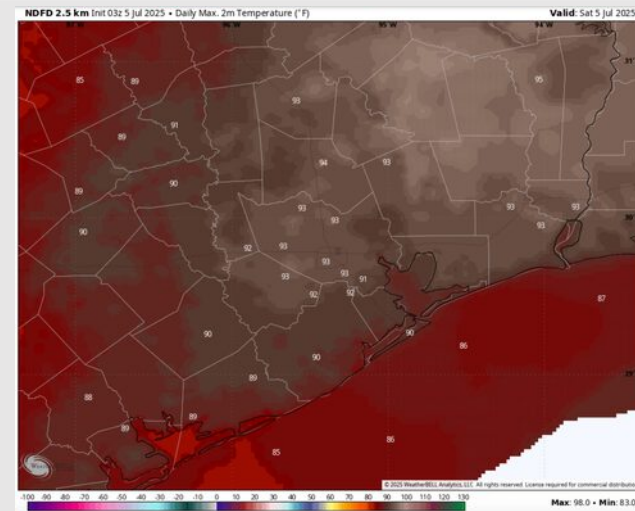
High Temps: **N of Morgan's Point:** Low 90s F. **S of Morgan's Point:** High 80s F.

Visibility: No visibility concerns today.

Precip Image: 6 AM CT



Wind Speed:
6 PM CT



High Temps
Today

Houston Pilots: SUN. 7/6/2025

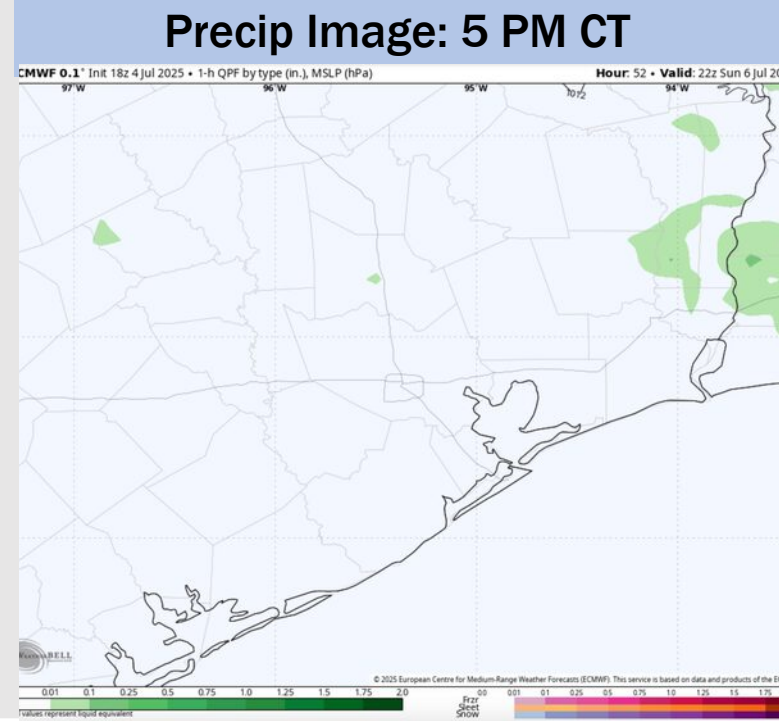
Forecast Discussion

Precip: Favoring dry conditions Sunday.

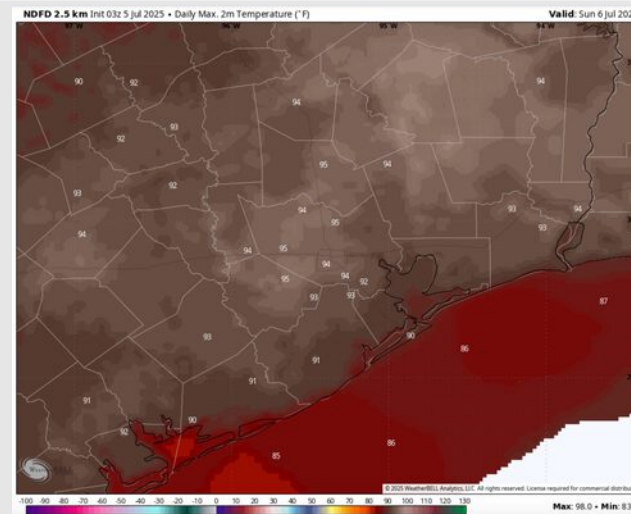
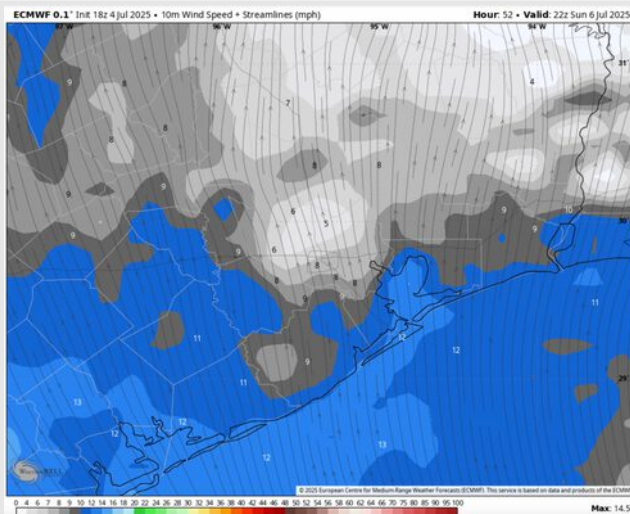
Wind: Winds will be out of the S Sunday. **N of Morgan's Point:** Winds will be at 2 – 7 kts. **S of Morgan's Point:** Winds will be at 5 – 10 kts.

High Temps: **N of Morgan's Point:** Low 90s F. **S of Morgan's Point:** High 80s F.

Visibility: No visibility concerns Sunday.



Wind Speed:
5 PM CT



High Temps
Sunday

Houston Pilots: MON. 7/7/2025

Forecast Discussion

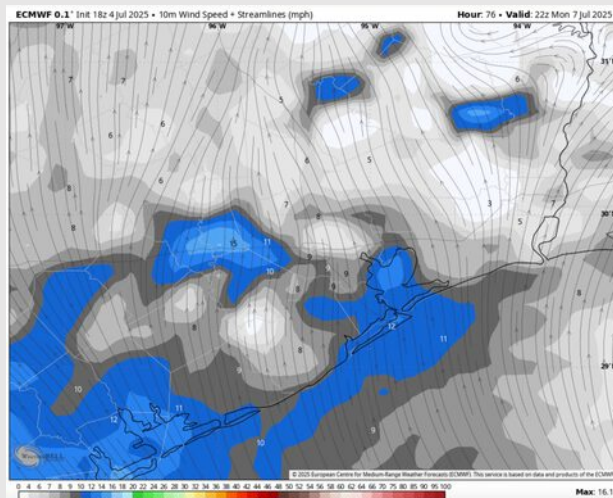
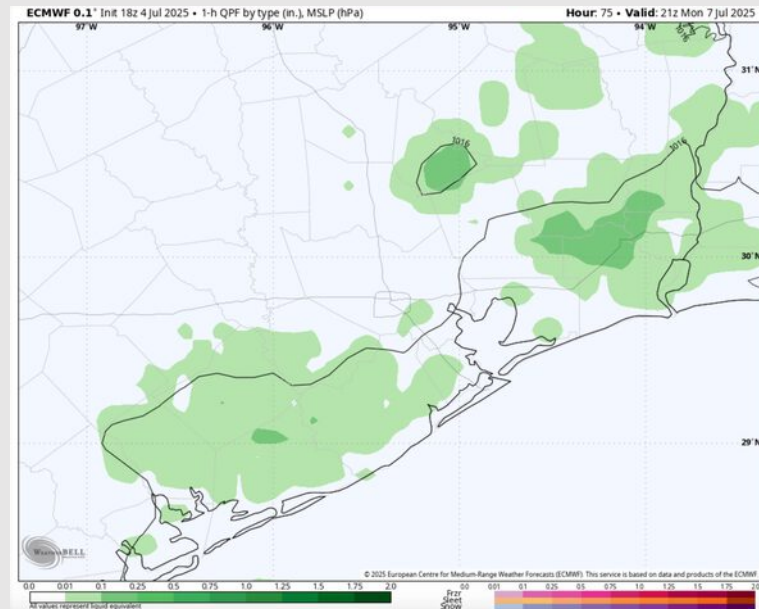
Precip: Scattered showers and storms possible from 2PM – 7PM Monday.

Wind: Winds will be out of the SE Monday. **N of Morgan's Point:** Winds will be at 3 – 8 kts. **S of Morgan's Point:** Winds will be at 5 - 10 kts.

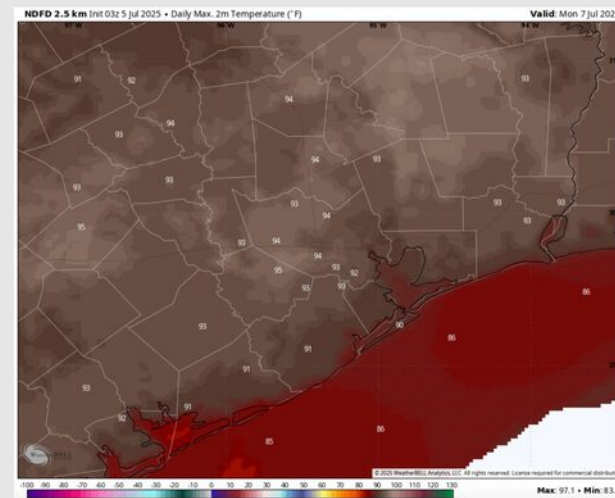
High Temps: **N of Morgan's Point:** Low 90s F. **S of Morgan's Point:** High 80s F.

Visibility: No visibility concerns Monday.

Precip Image: 4 PM CT



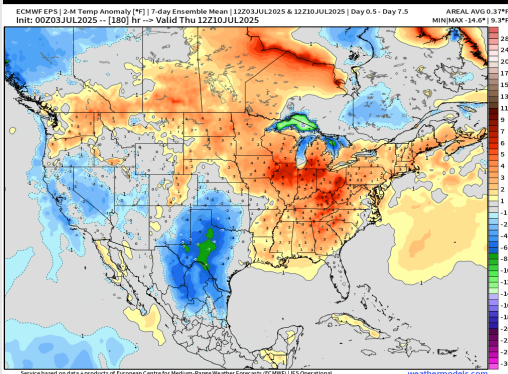
Wind Speed:
5 PM CT



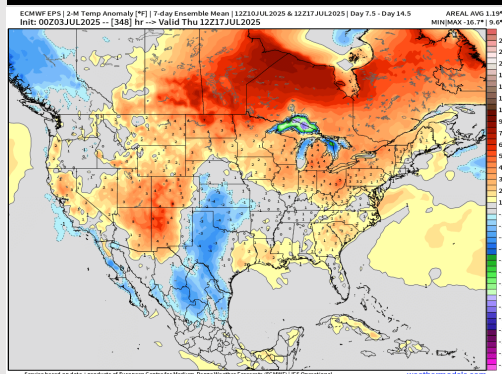
High Temps
Monday

Houston Pilots: 7/5/25

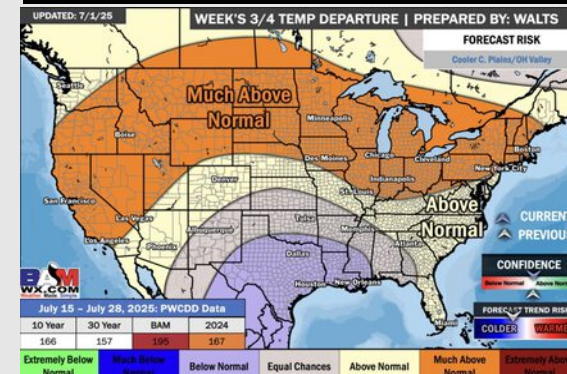
Next 7 Day Temperature Departure



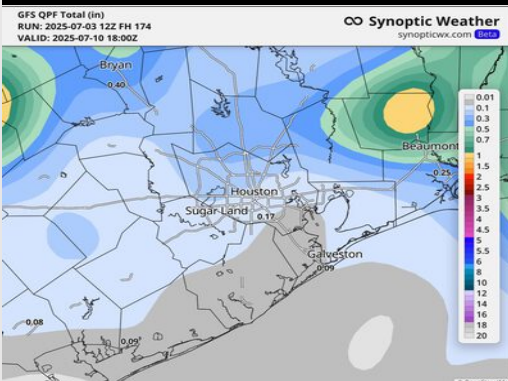
8-14 Day Temperature Departure



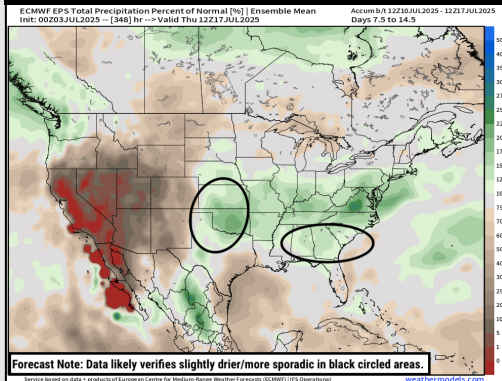
15-30 Day Temperature Departure



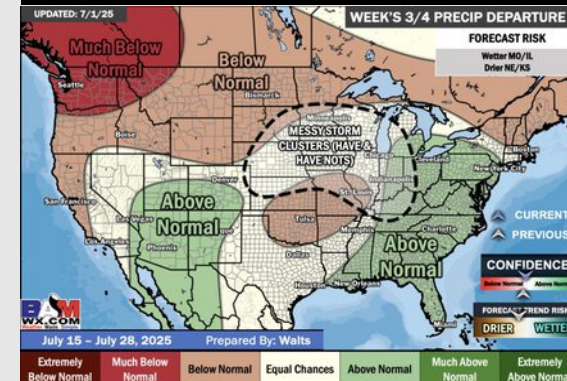
Next 7 Day Total Precipitation



8-14 Day % of Average Precip.



15-30 Day % of Average Precip.



- Temps are expected to be near normal the next 7 days. Scattered rain chances expected through late week, with dry conditions following.
- Warmer than normal temps and lower than average rain chances are favored for days 8 – 14.
- Below normal temperatures are favored into late July along with near normal rainfall chances.