

Houston Pilots Forecast Package



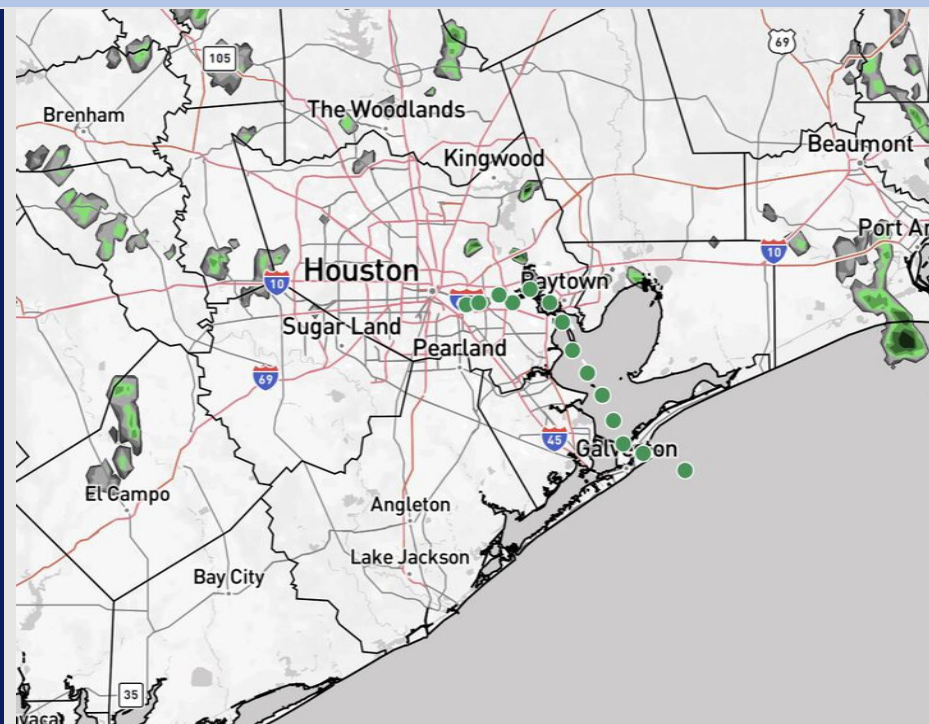
Updated: 1:20 PM CT

Friday, July 4, 2025

Forecaster: Alyssa Elliott

Weather Headlines

- Scattered storms are likely between 2PM – 12AM today, with the highest chances being between 4 – 8 PM, for all stations N of Morgan's Point. Lightning and wind gusts up to 25 kts will be possible with some storms.
- No tropical impacts favored for Houston over the next 7 days.



Current Radar: 1:00 PM CT

As always, please do not hesitate to reach out to us with any forecast questions at **(317)-560-8122**. Press 1 for forecast questions.

You can also access real-time forecast updates and 24/7 meteorological chat assistance on your **Clarity** app. Click [here](#) for login assistance.

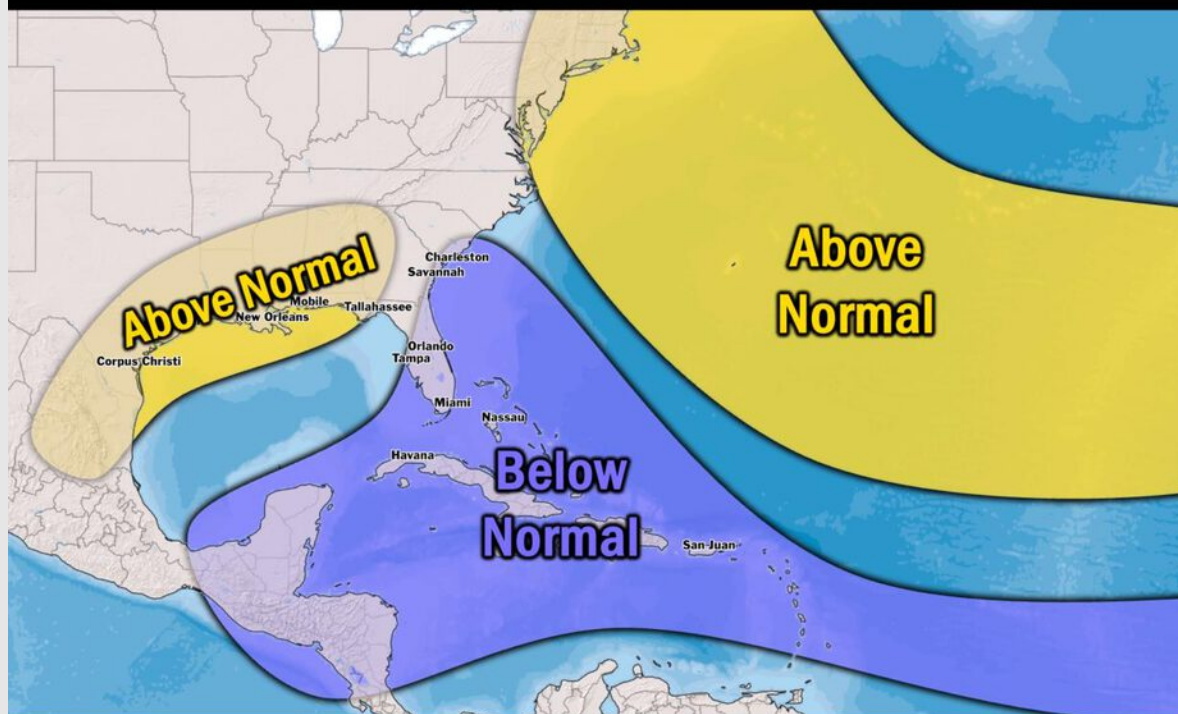


Houston Pilots Tropical Update

Seasonal Hurricane Outlook

2025 HURRICANE SEASON

Updated Issued: Wednesday, June 25, 2025



KEY SEASON NOTES

15 - 19

Named Storms
10 Year Avg: 17.8

6 - 9

Hurricanes
10 Year Avg: 8.2

2 - 4

Major Hurricanes
10 Year Avg: 3.8

Graphic to the left represents our favored seasonal outlook for the 2025 Hurricane Season. Conditions expected to be more favorable for tropical development within the Gulf this season.

No notable tropical development is expected over the next 7 days.

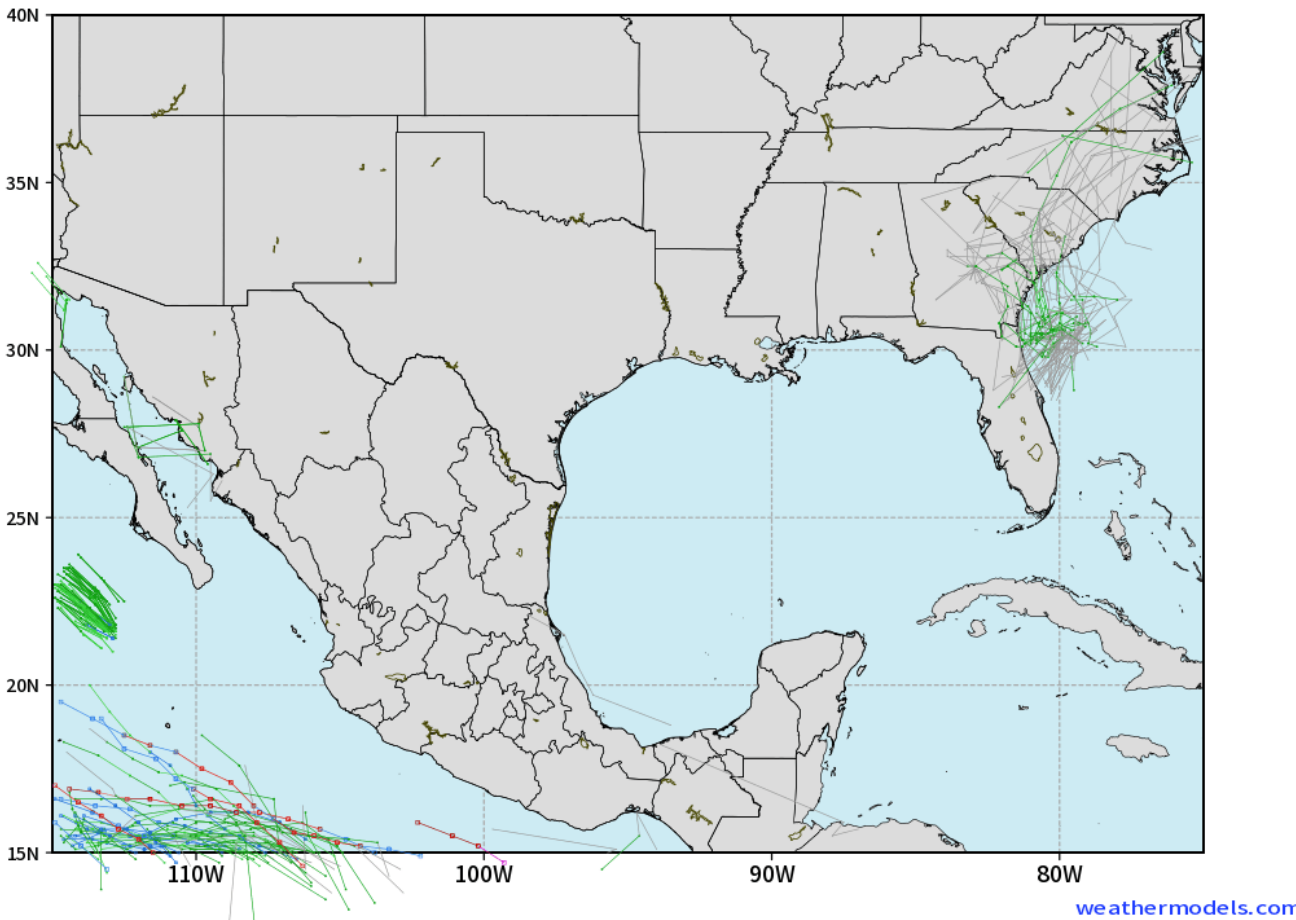
[Click here for the video!](#)

Houston Pilots Tropical Update

10 Day Tropical Outlook

ECMWF GULF EPS Cyclone Locations --> Next [10-days]
INIT: 00Z04JUL2025 --> UNTIL 00Z14JUL2025

o-o ENSEMBLE MEAN
o-o 1000 - 1010 hPa
o-o 980 - 999 hPa
o-o 960 - 979 hPa
o-o 950 - 959 hPa
o-o < 950 hPa



Tropical Storm development is possible in the eastern part of the Gulf late this week but is not favored to make any impacts on the Houston area.

Currently, we are not favoring any tropical impacts for Houston over the next 7 days.

Houston Pilots Visibility Chart (miles)



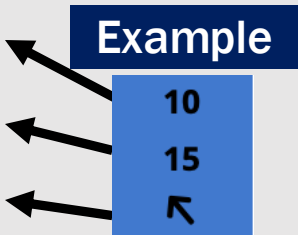
Visibility	Fri 3 pm	Fri 4 pm	Fri 5 pm	Fri 6 pm	Fri 7 pm	Fri 8 pm	Fri 9 pm	Fri 10 pm	Fri 11 pm	Sat 12 am	Sat 1 am	Sat 2 am	Sat 3 am	Sat 4 am	Sat 5 am	Sat 6 am	Sat 7 am	Sat 8 am	Sat 9 am	Sat 10 am	Sat 11 am	Sat 12 pm	Sat 1 pm	Sat 2 pm
Houston Pilots N - 610 Bridge	10	10	10	10	10	10	10	10	10	10	10	10	10	10	10	10	10	10	10	10	10	10	10	10
Houston Pilots M - Kinder 1	10	10	10	10	10	10	10	10	10	10	10	10	10	10	10	10	10	10	10	10	10	10	10	10
Houston Pilots L - Greens Bayou	10	10	10	10	10	10	10	10	10	10	10	10	10	10	10	10	10	10	10	10	10	10	10	10
Houston Pilots K - Shell Crude	10	10	10	10	10	10	10	10	10	10	10	10	10	10	10	10	10	10	10	10	10	10	10	10
Houston Pilots J - Lynchburg Ferries	10	10	10	10	10	10	10	10	10	10	10	10	10	10	10	10	10	10	10	10	10	10	10	10
Houston Pilots I - Exxon 3	10	10	10	10	10	10	10	10	10	10	10	10	10	10	10	10	10	10	9	10	10	10	10	10
Houston Pilots H - Morgans Point	10	10	10	10	10	10	10	10	10	10	10	10	10	10	10	10	10	10	10	10	10	10	10	10
Houston Pilots G - 75/76	10	10	10	10	10	10	10	10	10	10	10	10	10	10	10	10	10	9	10	10	10	10	10	10
Houston Pilots F - 63/64	10	10	10	10	10	10	10	10	10	10	10	10	10	10	10	10	10	9	10	10	10	10	10	10
Houston Pilots E - 51/52	10	10	10	10	10	10	10	10	10	10	10	10	10	10	10	10	10	9	10	10	10	10	10	10
Houston Pilots D - 37/38	10	10	10	10	10	10	10	10	10	10	10	10	10	10	10	10	10	10	10	10	10	10	10	10
Houston Pilots C - 25/26	10	10	10	10	10	10	10	10	10	10	10	10	10	10	10	10	10	10	10	10	10	10	10	10
Houston Pilots B - 11/12	10	10	10	10	10	10	10	10	10	10	10	10	10	10	10	10	10	10	10	10	10	10	10	10
Houston Pilots A - 1 & 2 Bravo	10	10	10	10	10	10	10	10	10	10	10	10	10	10	10	10	10	9	10	10	10	10	10	10

NOTE: This is automated data that may/may not agree with the official BAM thinking that's found on the daily slides or special visibility report slides. This data should be used as a guide only

Houston Pilots Wind Chart



Sustained Wind 10 Knots
Gusts 15 Knots
Wind from the SE



Wind	Fri 3 pm	Fri 4 pm	Fri 5 pm	Fri 6 pm	Fri 7 pm	Fri 8 pm	Fri 9 pm	Fri 10 pm	Fri 11 pm	Sat 12 am	Sat 1 am	Sat 2 am	Sat 3 am	Sat 4 am	Sat 5 am	Sat 6 am	Sat 7 am	Sat 8 am	Sat 9 am	Sat 10 am	Sat 11 am	Sat 12 pm	Sat 1 pm	Sat 2 pm
Houston Pilots N - 610 Bridge	8 16 ↑	8 17 ↑	8 17 ↑	8 16 ↑	8 16 ↑	8 16 ↑	7 15 ↑	6 13 ↑	6 12 ↑	6 10 ↑	5 10 ↑	5 9 ↑	3 8 ↑	3 8 ↑	3 7 ↑	3 7 ↑	3 7 ↑	3 7 ↑	3 7 ↑	3 9 ↑	5 10 ↑	6 12 ↑	6 13 ↑	6 14 ↑
Houston Pilots M - Kinder 1	8 16 ↑	8 17 ↑	8 17 ↑	8 16 ↑	8 16 ↑	8 16 ↑	7 15 ↑	6 13 ↑	6 12 ↑	5 10 ↑	5 9 ↑	5 9 ↑	3 8 ↑	3 8 ↑	3 7 ↑	3 7 ↑	3 7 ↑	3 7 ↑	3 7 ↑	3 8 ↑	5 10 ↑	6 12 ↑	6 13 ↑	7 14 ↑
Houston Pilots L - Greens Bayou	8 16 ↑	8 17 ↑	8 17 ↑	8 16 ↑	8 16 ↑	8 16 ↑	7 14 ↑	6 13 ↑	6 12 ↑	5 10 ↑	5 9 ↑	3 8 ↑	3 8 ↑	3 7 ↑	3 7 ↑	3 6 ↑	3 6 ↑	3 6 ↑	3 7 ↑	3 8 ↑	5 10 ↑	6 12 ↑	6 13 ↑	7 14 ↑
Houston Pilots K - Shell Crude	8 16 ↑	9 17 ↑	9 17 ↑	8 16 ↑	8 15 ↑	8 15 ↑	7 14 ↑	6 13 ↑	6 12 ↑	5 10 ↑	5 9 ↑	3 8 ↑	3 8 ↑	3 7 ↑	3 7 ↑	3 6 ↑	3 6 ↑	3 6 ↑	3 7 ↑	3 8 ↑	5 10 ↑	6 10 ↑	6 13 ↑	7 14 ↑
Houston Pilots J - Lynchburg Ferries	8 16 ↑	8 16 ↑	9 17 ↑	8 16 ↑	8 16 ↑	8 16 ↑	6 14 ↑	6 13 ↑	6 12 ↑	5 10 ↑	3 9 ↑	3 8 ↑	3 7 ↑	3 7 ↑	3 7 ↑	2 6 ↑	2 6 ↑	2 5 ↑	2 6 ↑	3 8 ↑	5 9 ↑	6 10 ↑	6 13 ↑	7 14 ↑
Houston Pilots I - Exxon 3	10 17 ↑	12 18 ↑	12 18 ↑	10 17 ↑	12 17 ↑	10 17 ↑	10 16 ↑	10 15 ↑	10 15 ↑	8 14 ↑	8 13 ↑	8 12 ↑	7 10 ↑	7 10 ↑	7 10 ↑	6 9 ↑	6 8 ↑	6 8 ↑	6 8 ↑	6 9 ↑	6 10 ↑	7 12 ↑	8 13 ↑	8 15 ↑
Houston Pilots H - Morgans Point	10 17 ↑	12 18 ↑	12 18 ↑	10 17 ↑	12 17 ↑	10 17 ↑	10 16 ↑	10 15 ↑	10 15 ↑	9 14 ↑	8 13 ↑	8 13 ↑	8 10 ↑	7 10 ↑	7 10 ↑	6 9 ↑	6 8 ↑	6 8 ↑	6 8 ↑	6 9 ↑	6 10 ↑	7 12 ↑	8 13 ↑	8 15 ↑
Houston Pilots G - 75/76	10 18 ↑	10 18 ↑	12 20 ↑	10 18 ↑	12 18 ↑	12 17 ↑	12 16 ↑	10 16 ↑	10 16 ↑	10 15 ↑	10 15 ↑	10 14 ↑	9 13 ↑	8 13 ↑	8 12 ↑	8 10 ↑	7 10 ↑	6 9 ↑	6 10 ↑	7 10 ↑	7 12 ↑	7 12 ↑	8 14 ↑	8 16 ↑
Houston Pilots F - 63/64	10 17 ↑	10 18 ↑	12 18 ↑	10 18 ↑	12 17 ↑	12 17 ↑	10 16 ↑	10 16 ↑	10 16 ↑	10 15 ↑	10 15 ↑	10 15 ↑	9 14 ↑	9 13 ↑	8 13 ↑	8 12 ↑	7 10 ↑	7 10 ↑	7 10 ↑	7 10 ↑	7 12 ↑	8 12 ↑	8 13 ↑	8 15 ↑
Houston Pilots E - 51/52	10 17 ↑	10 17 ↑	12 18 ↑	10 17 ↑	12 17 ↑	12 17 ↑	10 16 ↑	10 16 ↑	10 16 ↑	10 15 ↑	10 15 ↑	10 15 ↑	10 14 ↑	9 14 ↑	9 14 ↑	8 13 ↑	8 12 ↑	8 12 ↑	7 12 ↑	7 10 ↑	7 13 ↑	8 13 ↑	8 13 ↑	8 15 ↑
Houston Pilots D - 37/38	10 17 ↑	10 17 ↑	10 17 ↑	10 17 ↑	10 16 ↑	10 16 ↑	10 16 ↑	10 15 ↑	10 16 ↑	10 16 ↑	10 15 ↑	10 15 ↑	10 15 ↑	10 14 ↑	9 14 ↑	8 13 ↑	8 12 ↑	8 12 ↑	7 12 ↑	7 10 ↑	7 13 ↑	8 12 ↑	8 13 ↑	8 14 ↑
Houston Pilots C - 25/26	10 16 ↑	10 16 ↑	10 16 ↑	10 16 ↑	10 16 ↑	10 16 ↑	10 16 ↑	10 15 ↑	10 15 ↑	10 15 ↑	10 15 ↑	10 15 ↑	10 15 ↑	9 14 ↑	9 14 ↑	8 13 ↑	8 12 ↑	8 12 ↑	7 12 ↑	7 10 ↑	8 13 ↑	8 12 ↑	8 13 ↑	8 14 ↑
Houston Pilots B - 11/12	9 15 ↑	9 15 ↑	9 16 ↑	9 15 ↑	10 15 ↑	9 15 ↑	9 15 ↑	9 15 ↑	9 15 ↑	9 15 ↑	8 15 ↑	8 15 ↑	8 15 ↑	8 14 ↑	8 14 ↑	8 13 ↑	7 12 ↑	7 12 ↑	6 12 ↑	6 10 ↑	7 12 ↑	7 12 ↑	7 13 ↑	8 13 ↑
Houston Pilots A - 1 & 2 Bravo	8 14 ↑	9 14 ↑	9 15 ↑	9 15 ↑	9 15 ↑	10 15 ↑	10 15 ↑	10 15 ↑	10 16 ↑	10 16 ↑	10 16 ↑	10 16 ↑	10 15 ↑	10 15 ↑	10 15 ↑	9 14 ↑	8 13 ↑	8 13 ↑	8 12 ↑	7 10 ↑	7 12 ↑	7 10 ↑	7 12 ↑	6 12 ↑

NOTE: This is automated data that may/may not agree with the official BAM thinking that's found on the daily slides.
This data should be used as a guide only.

Houston Pilots: FRI. 7/4/2025

Forecast Discussion

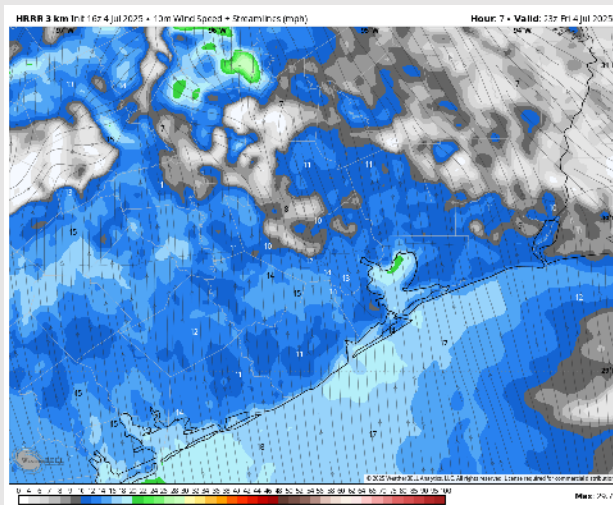
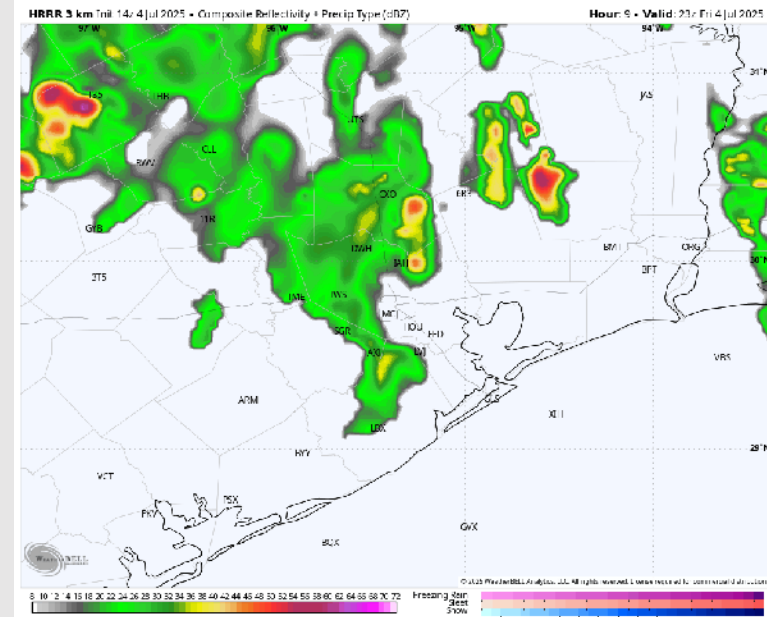
Precip: Scattered storms are likely between 2PM – 12AM for all stations. The greatest coverage being between 4 – 8 PM, for stations N of Morgan's Point. Lightning and wind gusts up to 25 kts will be possible with some storms.

Wind: Winds will be out of the S today. **N of Morgan's Point:** Winds will be at 10 - 15kts. **S of Morgan's Point:** Winds will be at 15 - 20 kts.

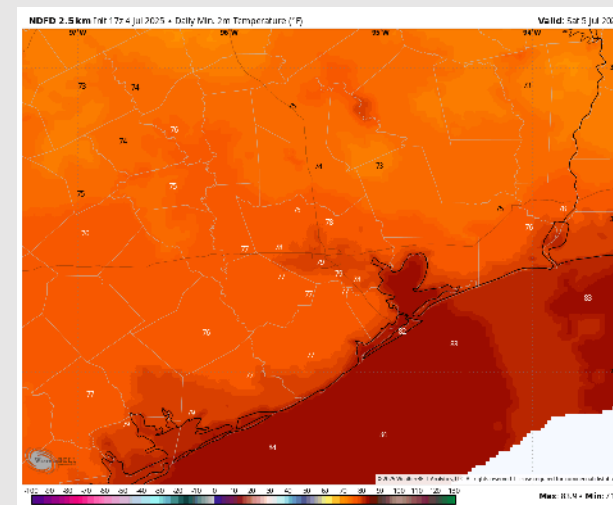
Low Temps: **N of Morgan's Point:** Upper 70s F. **S of Morgan's Point:** Low 80s F.

Visibility: No fog concerns today, however, visibility may be limited under heavy downpours.

Precip Image: 6 PM CT



Wind Speed:
6 PM CT



Low Temps
SAT AM

Houston Pilots: SAT. 7/5/2025

Forecast Discussion

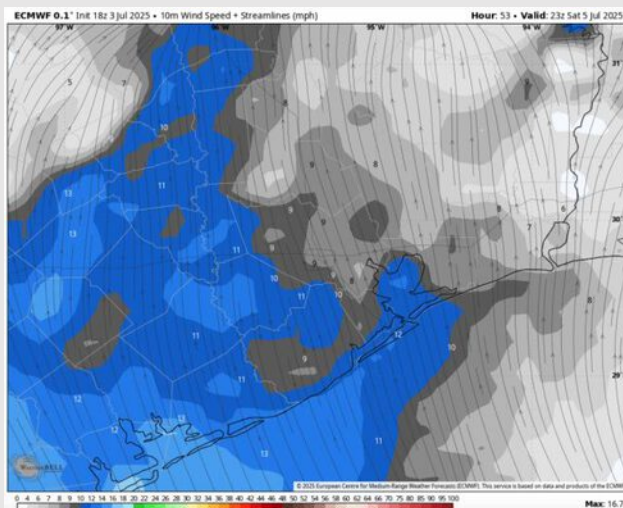
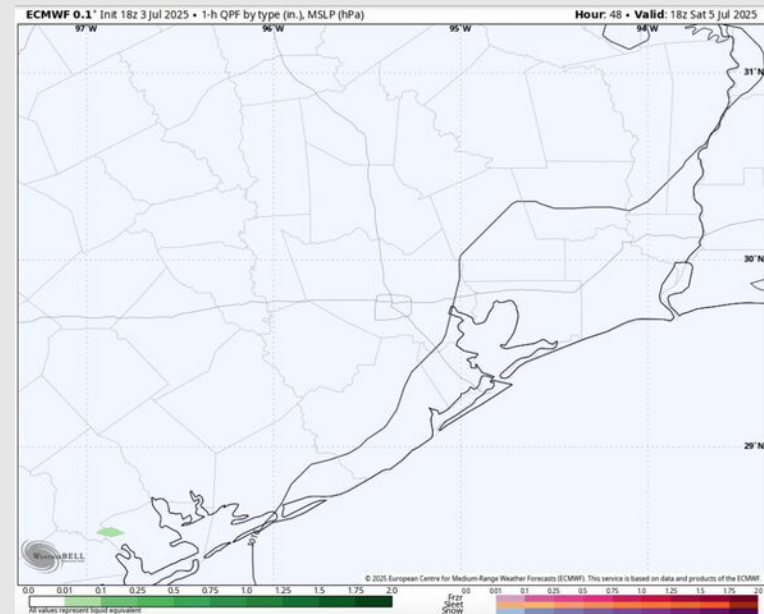
Precip: Favoring dry conditions Saturday.

Wind: Winds will be out of the S Saturday. **N of Morgan's Point:** Winds will be at 4 – 9 kts. **S of Morgan's Point:** Winds will be at 5 – 10 kts.

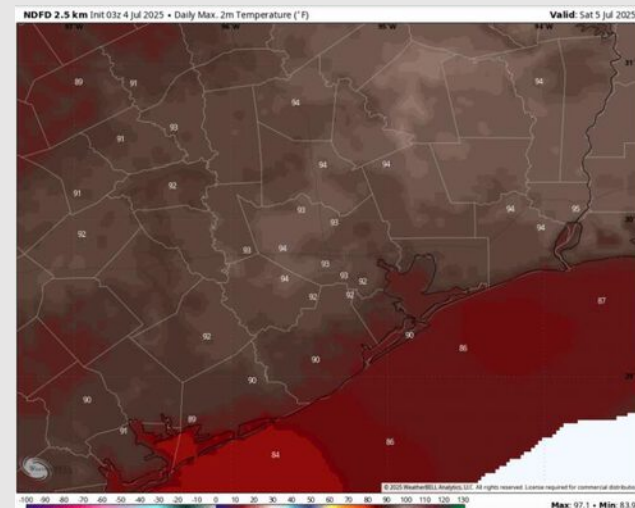
High Temps: **N of Morgan's Point:** Low 90s F. **S of Morgan's Point:** High 80s F.

Visibility: No visibility concerns Saturday.

Precip Image: 1 PM CT



Wind Speed:
6 PM CT



High Temps
Saturday

Houston Pilots: SUN. 7/6/2025

Forecast Discussion

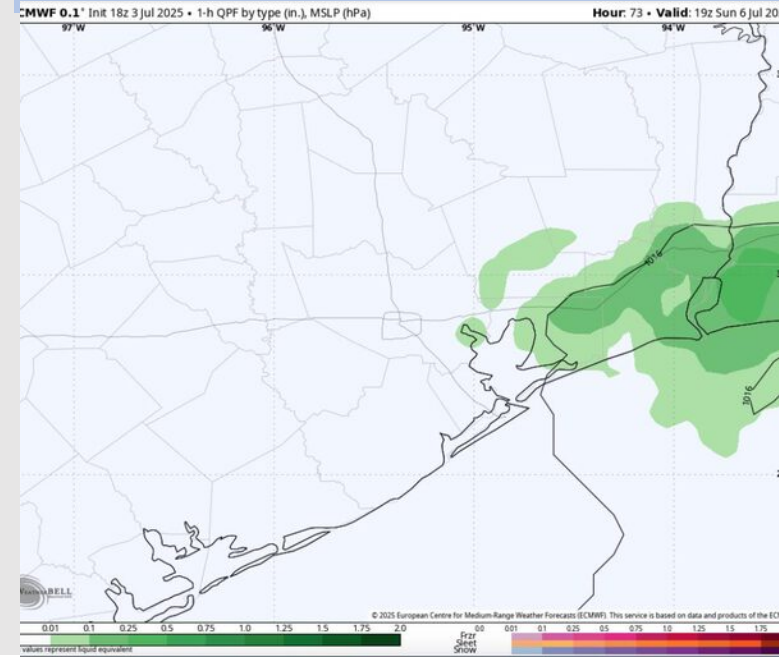
Precip: Scattered showers and storms possible from 1PM – 4PM Sunday. Heavier downpours are trending east of ALL stations currently.

Wind: Winds will be out of the SE Sunday. **N of Morgan's Point:** Winds will be at 2 – 7 kts. **S of Morgan's Point:** Winds will be at 2 – 7 kts.

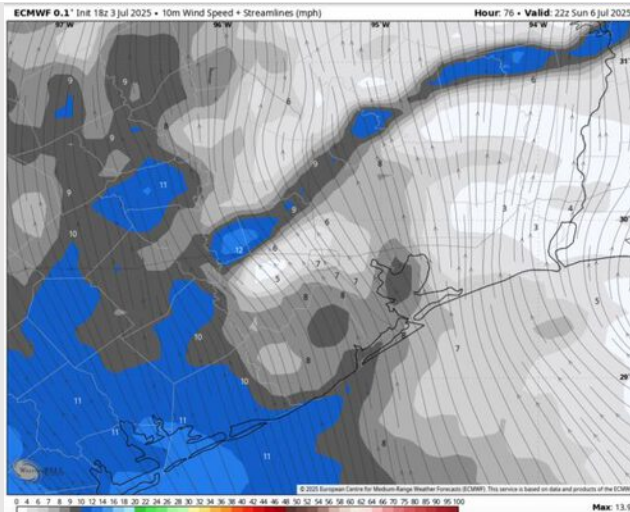
High Temps: **N of Morgan's Point:** Low 90s F. **S of Morgan's Point:** High 80s F.

Visibility: No visibility concerns Sunday.

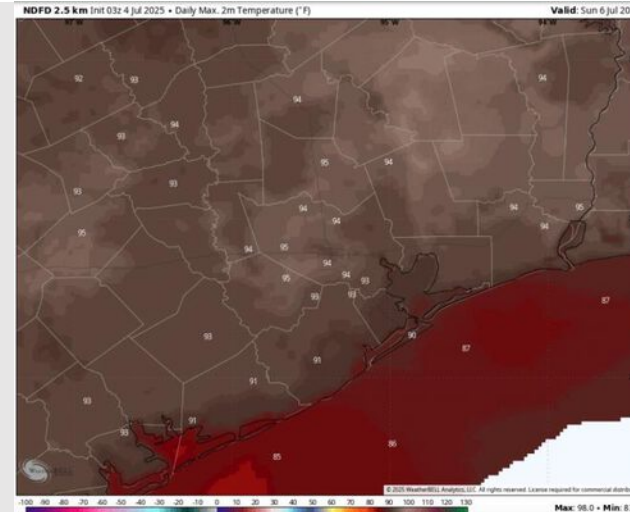
Precip Image: 2 PM CT



Wind Speed:
5 PM CT

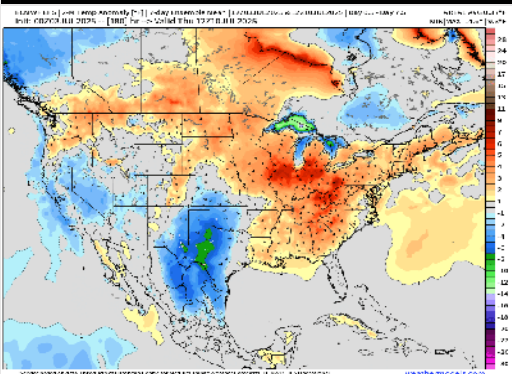


High Temps
Sunday

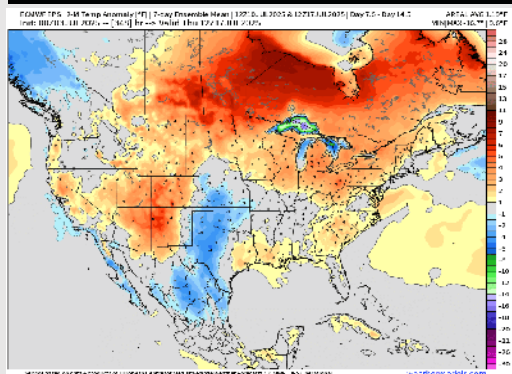


Houston Pilots: 7/4/25

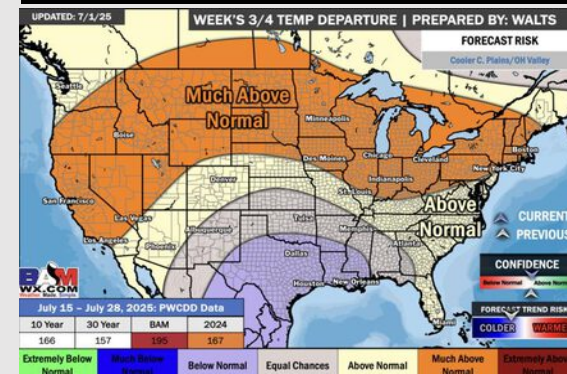
Next 7 Day Temperature Departure



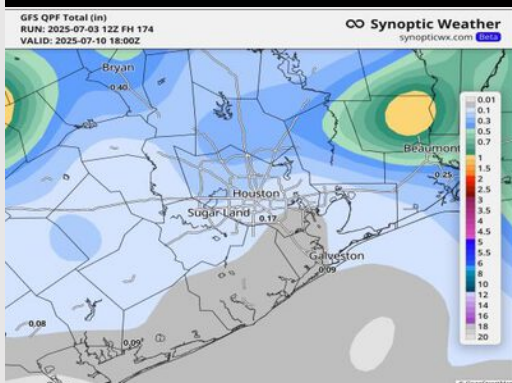
8-14 Day Temperature Departure



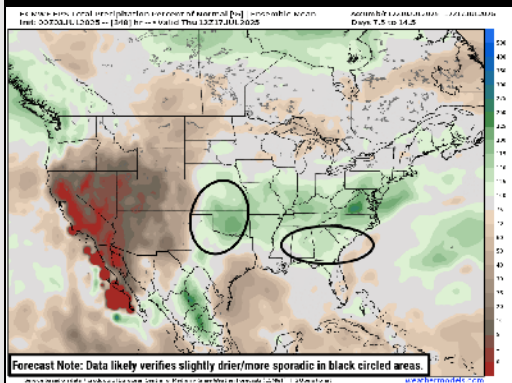
15-30 Day Temperature Departure



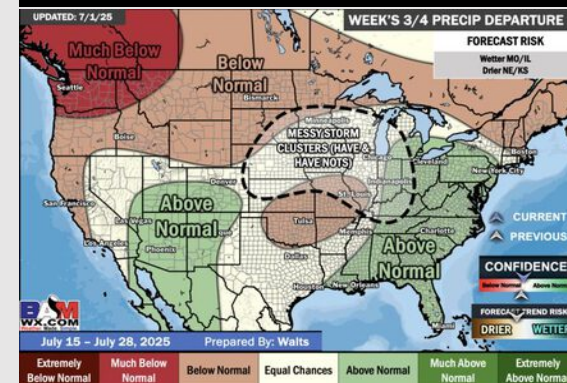
Next 7 Day Total Precipitation



8-14 Day % of Average Precip.



15-30 Day % of Average Precip.



- Temps are expected to be near normal the next 7 days. Scattered rain chances expected through late week, with dry conditions following.
- Warmer than normal temps and lower than average rain chances are favored for days 8 – 14.
- Below normal temperatures are favored into late July along with near normal rainfall chances.