

# Houston Pilots Forecast Package



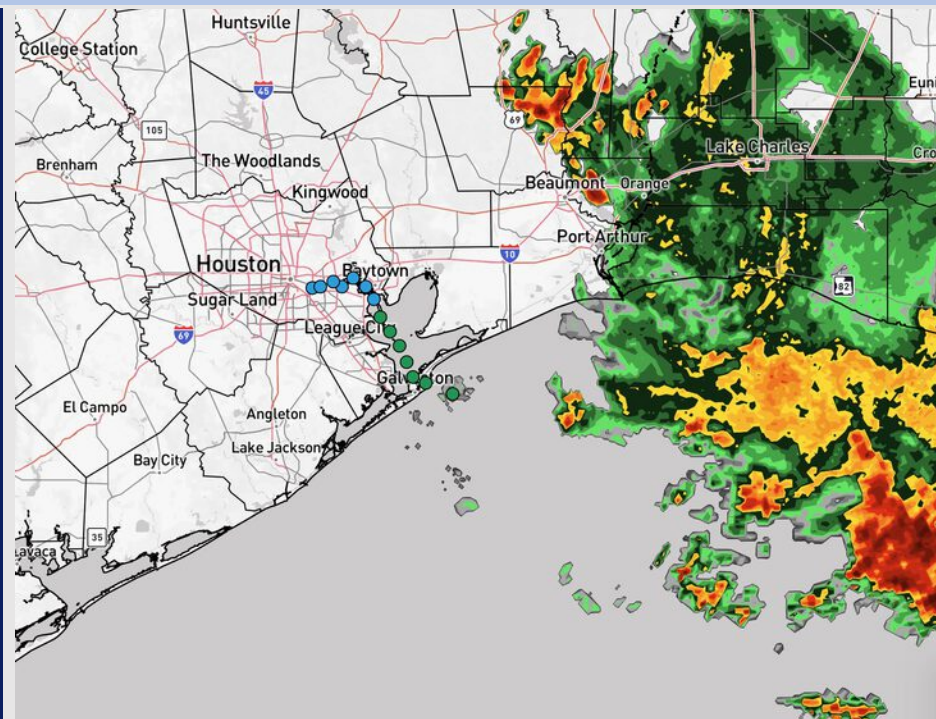
Updated: 9:40 PM CT

Wednesday, July 30, 2025

Forecaster: Sam Lang

## Weather Headlines

- Shower and storm chances possible the next 72 hours.
- Wind gusts of 25 – 35 kts possible with storms today and Friday.
- No tropical development favored over the next 10 days.



Current Radar: 9:40 PM CT

As always, please do not hesitate to reach out to us with any forecast questions at [\(317\)-560-8122](tel:3175608122). Press 1 for forecast questions.

You can also access real-time forecast updates and 24/7 meteorological chat assistance on your [Clarity](#) app. Click [here](#) for login assistance.

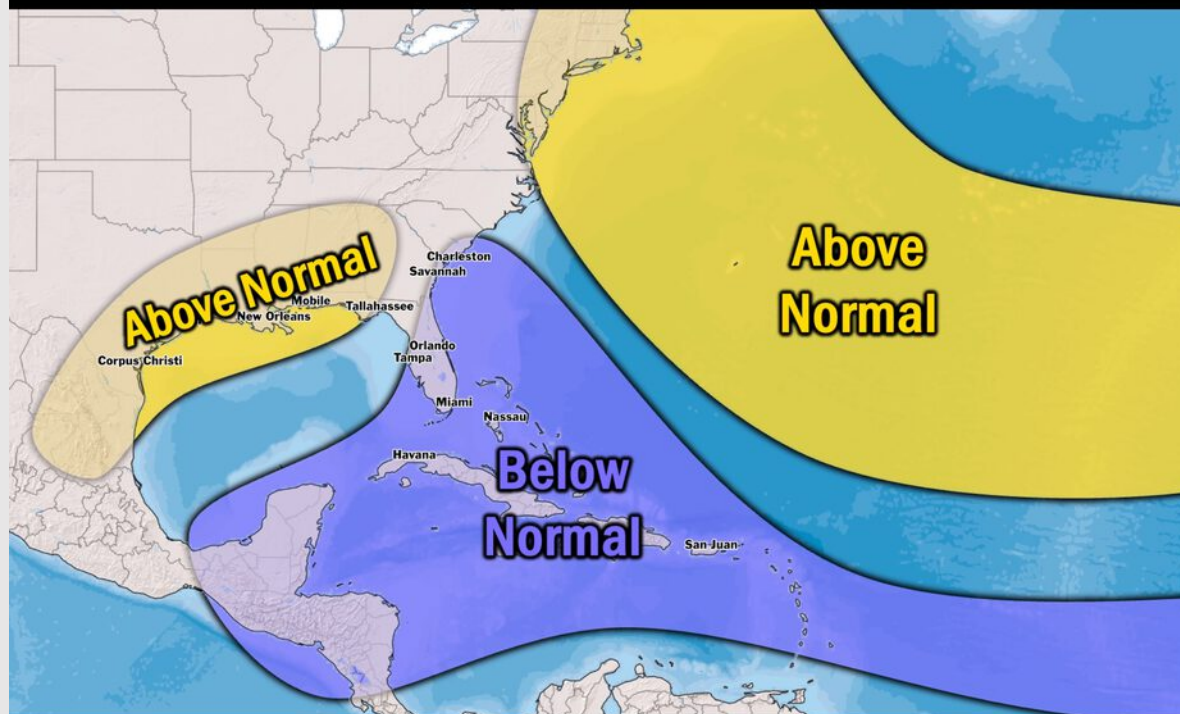


# Houston Pilots Tropical Update

## Seasonal Hurricane Outlook

### 2025 HURRICANE SEASON

Updated Issued: Wednesday, June 25, 2025



#### KEY SEASON NOTES

**15 - 19**

Named Storms  
10 Year Avg: 17.8

**6 - 9**

Hurricanes  
10 Year Avg: 8.2

**2 - 4**

Major Hurricanes  
10 Year Avg: 3.8

Graphic to the left represents our favored seasonal outlook for the 2025 Hurricane Season. Conditions expected to be more favorable for tropical development within the Gulf this season.

No notable tropical development is expected over the next 7 days.

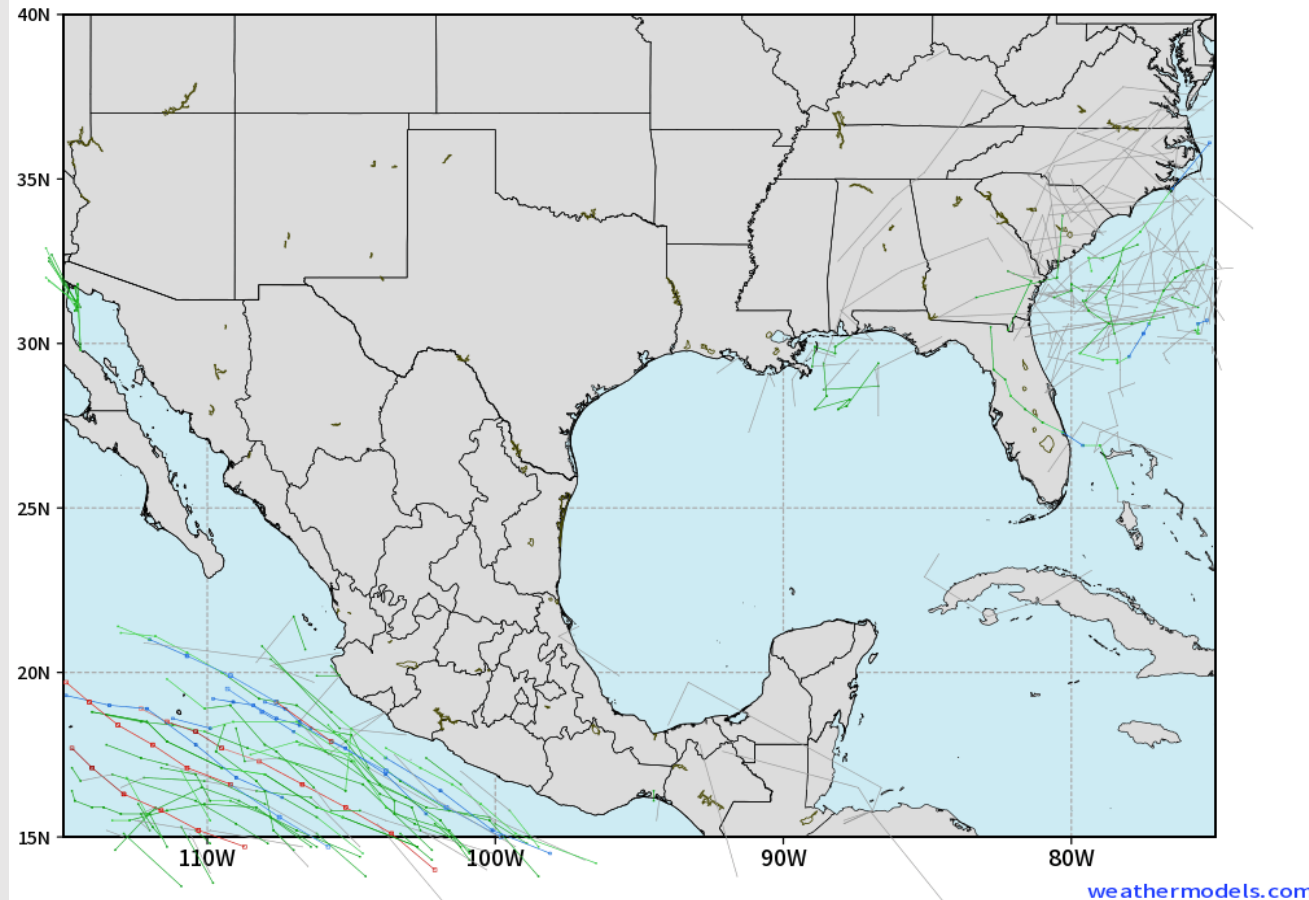
[Click here for the video!](#)

# Houston Pilots Tropical Update

## 10-Day Tropical Outlook

ECMWF GULF EPS Cyclone Locations --> Next [10-days]  
INIT: 12Z30JUL2025 --> UNTIL 12Z09AUG2025

o-o ENSEMBLE MEAN  
o-o 1000 - 1010 hPa  
o-o 980 - 999 hPa  
o-o 960 - 979 hPa  
o-o 950 - 959 hPa  
o-o < 950 hPa



No tropical development favored over the next 10 days.

# Houston Pilots Visibility Chart (miles)



Visibility	Wed 12 am	Wed 1 am	Wed 2 am	Wed 3 am	Wed 4 am	Wed 5 am	Wed 6 am	Wed 7 am	Wed 8 am	Wed 9 am	Wed 10 am	Wed 11 am	Wed 12 pm	Wed 1 pm	Wed 2 pm	Wed 3 pm	Wed 4 pm	Wed 5 pm	Wed 6 pm	Wed 7 pm	Wed 8 pm	Wed 9 pm	Wed 10 pm	Wed 11 pm
Houston Pilots N - 610 Bridge	10	10	10	10	10	10	10	10	10	10	10	10	10	10	10	10	10	10	10	10	10	10	10	10
Houston Pilots M - Kinder 1	10	10	10	10	10	10	10	10	10	10	10	10	10	10	10	10	10	10	10	10	10	10	10	10
Houston Pilots L - Greens Bayou	10	10	10	10	10	10	10	10	10	10	10	10	10	10	10	10	10	10	10	10	10	10	10	10
Houston Pilots K - Shell Crude	10	10	10	10	10	10	10	10	10	10	10	10	10	10	10	10	10	10	10	10	10	10	10	10
Houston Pilots J - Lynchburg Ferries	10	10	10	10	10	10	10	10	10	10	10	10	10	10	10	10	10	10	10	10	10	10	10	10
Houston Pilots I - Exxon 3	10	10	10	10	10	10	10	10	10	10	10	10	10	10	10	10	10	10	10	10	10	10	10	10
Houston Pilots H - Morgans Point	10	10	10	10	10	10	10	10	10	10	10	10	10	10	10	10	10	10	10	10	10	10	10	10
Houston Pilots G - 75/76	10	10	10	10	10	10	10	10	10	10	10	10	10	10	10	10	10	10	10	10	10	10	10	10
Houston Pilots F - 63/64	10	10	10	10	10	10	10	10	10	10	10	10	10	10	10	10	10	10	10	10	10	10	10	10
Houston Pilots E - 51/52	10	10	10	10	10	10	10	10	10	10	10	10	10	10	10	10	10	10	10	10	10	10	10	10
Houston Pilots D - 37/38	10	10	10	10	10	10	10	10	10	10	10	10	10	10	10	10	10	10	10	10	10	10	10	10
Houston Pilots C - 25/26	10	10	10	10	10	10	10	10	10	10	10	10	10	10	10	10	10	10	10	10	10	10	10	10
Houston Pilots B - 11/12	10	10	10	10	10	10	10	10	10	10	10	10	10	10	10	10	10	10	10	10	10	10	10	10
Houston Pilots A - 1 & 2 Bravo	10	10	10	10	10	10	10	10	10	10	10	10	10	10	10	10	10	10	10	10	10	10	10	10

NOTE: This is automated data that may/may not agree with the official BAM thinking that's found on the daily slides or special visibility report slides. This data should be used as a guide only



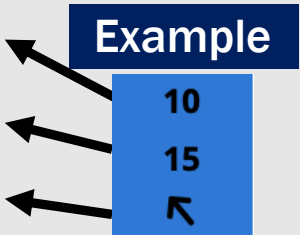
# Houston Pilots Wind Chart



## Forecast Confidence



Sustained Wind 10 Knots  
Gusts 15 Knots  
Wind from the SE



Wind	Wed 11 pm	Thu 12 am	Thu 1 am	Thu 2 am	Thu 3 am	Thu 4 am	Thu 5 am	Thu 6 am	Thu 7 am	Thu 8 am	Thu 9 am	Thu 10 am	Thu 11 am	Thu 12 pm	Thu 1 pm	Thu 2 pm	Thu 3 pm	Thu 4 pm	Thu 5 pm	Thu 6 pm	Thu 7 pm	Thu 8 pm	Thu 9 pm	Thu 10 pm
Houston Pilots N - 610 Bridge	5 7	5 7	5 7	5 7	5 7	5 7	5 7	5 7	5 7	5 7	5 7	5 7	5 7	5 7	5 7	3 7	3 7	3 7	3 7	3 7	5 7	6 7	6 7	6 7
Houston Pilots M - Kinder 1	5 7	5 7	5 7	5 7	5 7	5 7	5 7	5 7	5 7	5 7	5 7	5 7	6 7	6 7	5 7	3 7	3 7	3 7	3 7	5 7	5 7	6 7	6 7	6 7
Houston Pilots L - Greens Bayou	5 9	3 9	3 9	5 9	3 9	3 9	5 9	3 9	3 9	5 9	5 9	5 9	5 9	5 9	5 9	3 9	3 9	5 9	5 9	5 9	5 9	6 9	6 9	6 9
Houston Pilots K - Shell Crude	5 9	3 9	3 9	5 9	3 9	3 9	5 9	3 9	3 9	5 9	5 9	5 9	5 9	5 9	5 9	3 9	3 9	5 9	5 9	5 9	5 9	6 9	6 9	6 9
Houston Pilots J - Lynchburg Ferries	3 9	3 9	3 9	3 9	3 9	3 9	3 9	3 9	3 9	3 9	3 9	3 9	5 9	5 9	5 9	3 9	5 9	5 9	5 9	5 9	6 9	6 9	5 9	5 9
Houston Pilots I - Exxon 3	8 13	8 13	8 13	8 13	8 12	8 12	8 12	8 12	8 12	8 12	8 12	7 10	7 12	6 12	6 10	6 10	6 10	6 12	7 12	7 12	8 13	9 13	9 14	10 14
Houston Pilots H - Morgans Point	8 14	8 13	8 13	8 13	8 12	8 12	8 12	8 12	8 12	8 12	8 12	7 12	7 12	6 12	6 10	6 10	6 10	6 12	7 12	8 12	8 13	9 13	9 15	10 14
Houston Pilots G - 75/76	10 15	10 14	10 14	10 14	9 14	9 14	9 14	9 14	9 14	9 14	8 13	8 13	8 13	6 12	6 10	5 10	6 10	6 12	7 13	8 13	9 14	10 15	10 15	10 16
Houston Pilots F - 63/64	10 15	10 14	10 14	10 14	9 14	9 14	9 14	9 14	9 14	9 14	8 13	8 13	8 13	6 12	6 10	5 10	6 10	6 12	7 13	8 13	9 15	10 15	10 15	10 16
Houston Pilots E - 51/52	10 15	10 14	10 14	10 14	10 14	9 14	9 14	9 14	9 14	9 14	8 13	8 13	8 13	7 12	6 10	5 10	6 10	6 13	7 13	8 14	10 15	10 16	12 16	12 16
Houston Pilots D - 37/38	10 15	10 14	10 14	10 14	10 14	10 14	10 14	9 14	9 14	9 14	8 13	8 14	8 14	7 13	6 12	6 10	6 10	7 13	8 13	8 14	10 16	12 16	12 16	12 16
Houston Pilots C - 25/26	10 15	10 14	10 14	9 14	9 14	9 14	9 14	9 14	9 14	9 14	8 13	8 14	8 14	6 12	6 10	6 10	6 10	7 13	8 13	8 14	10 16	10 16	10 16	10 16
Houston Pilots B - 11/12	8 15	8 14	8 14	8 14	8 14	8 14	8 14	8 14	8 14	8 14	8 14	8 14	8 14	8 13	7 13	6 12	6 10	7 13	8 13	8 14	9 15	10 15	10 15	9 16
Houston Pilots A - 1 & 2 Bravo	10 15	10 16	10 15	10 15	10 16	10 16	10 16	10 16	10 16	10 16	10 15	9 15	9 15	8 14	7 13	6 12	6 12	8 13	8 14	9 15	10 16	10 16	12 16	12 17

NOTE: This is automated data that may/may not agree with the official BAM thinking that's found on the daily slides.  
This data should be used as a guide only.

# Houston Pilots: THU. 7/31/2025

## Forecast Discussion

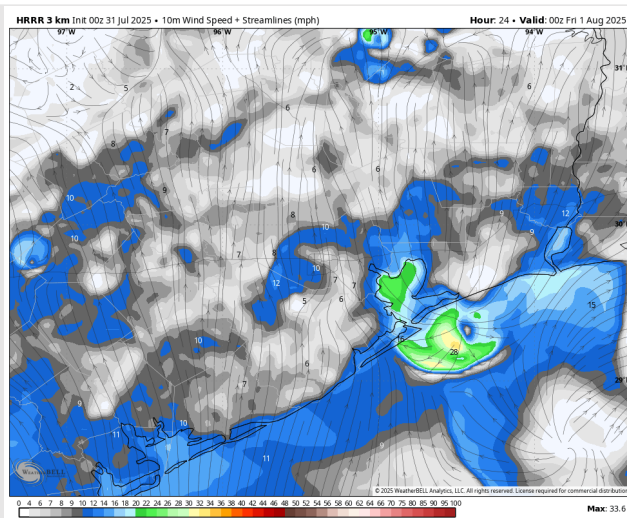
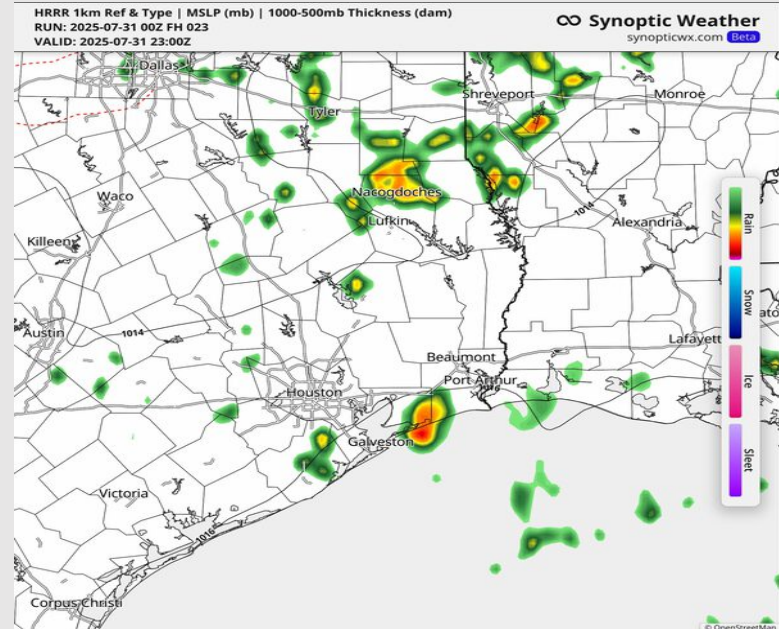
**Precip:** Scattered showers expected to remain E of all Stations from 12AM-3PM. Isolated showers possible for all Stations from 3PM-12AM. **Low-end risk of storms being strong. Isolated hail and wind gusts of 25-35 kts possible today.**

**Wind:** Winds will be out of the W/SW through 2PM. Winds will be variable from 2PM – 12AM. **N of Morgan's Point:** Winds will be at 4 – 9 kts. **S of Morgan's Point:** Winds will be 9 – 14 kts.

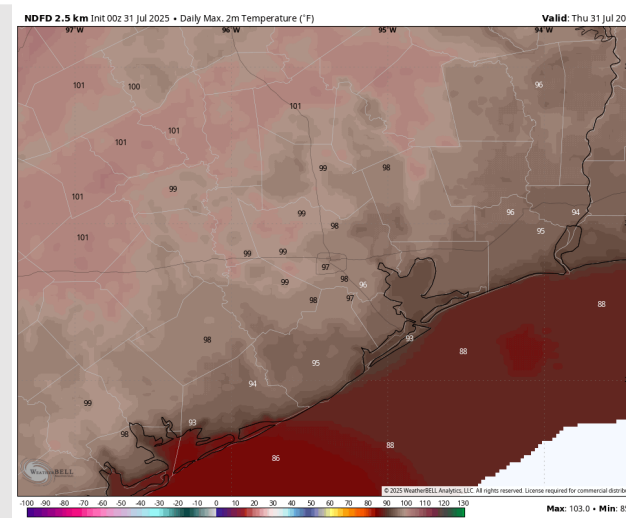
**High Temps:** **N of Morgan's Point:** High 90s F. **S of Morgan's Point:** Mid 90s F.

**Visibility:** No fog concerns today, however heavy downpours can reduce visibilities at times.

## Precip Image: 6 PM CT



Wind Speed:  
7 PM CT



High Temps  
Today

# Houston Pilots: FRI. 8/1/2025

## Forecast Discussion

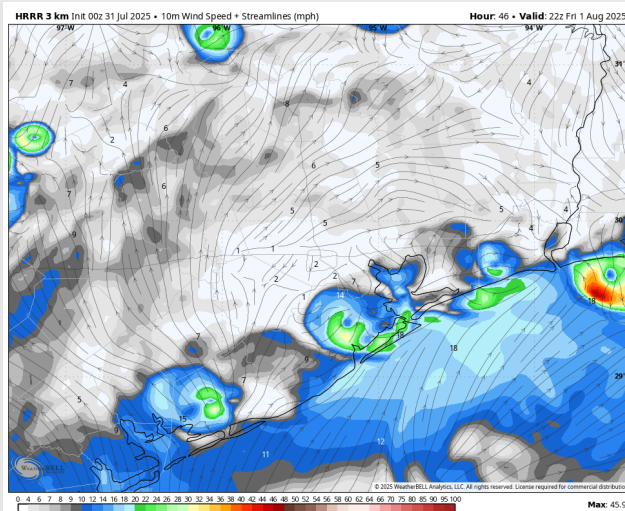
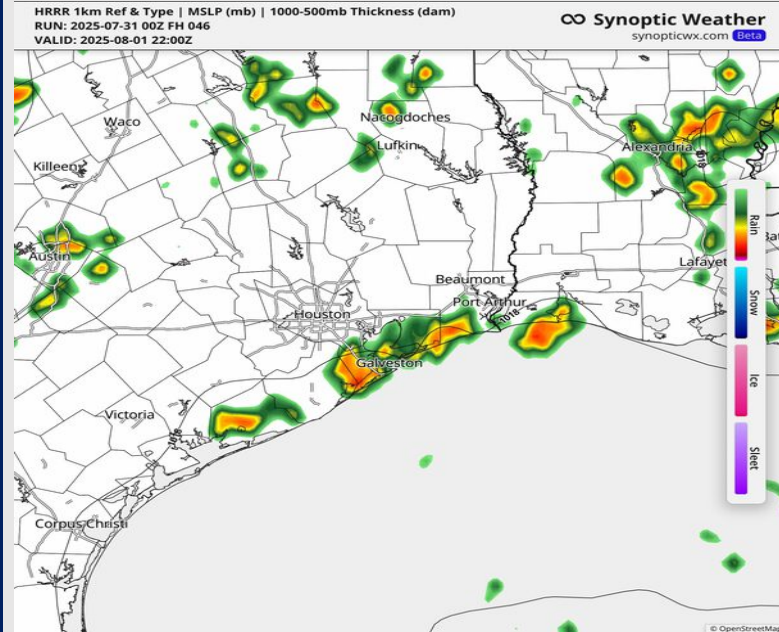
**Precip:** Scattered showers possible from 7AM – 8PM Friday. Some storms may carry risks of isolated hail, lightning, and wind gusts of 25– 35 kts.

**Wind:** Winds will be from the SW Friday. **N of Morgan's Point:** Winds will be at 7 – 12 kts. **S of Morgan's Point:** Winds will be at 15 – 20 kts.

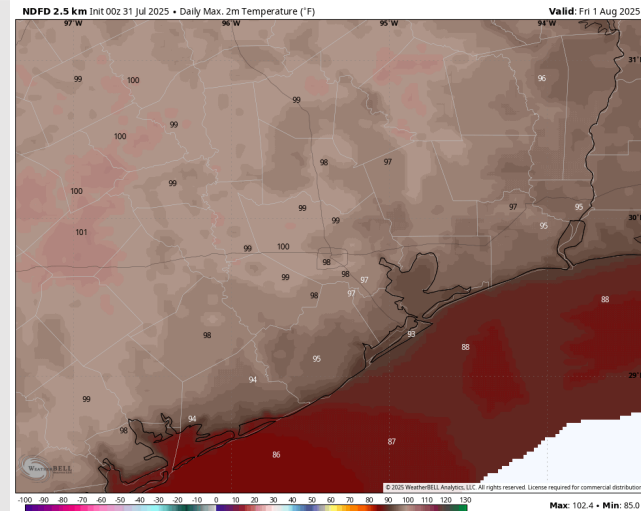
**High Temps:** **N of Morgan's Point:** High 90s F. **S of Morgan's Point:** Low 90s F.

**Visibility:** No fog concerns Friday, however visibilities may be reduced under heavier downpours.

## Precip Image: 5 PM CT



Wind Speed:  
5 PM CT



High Temps  
Friday



# Houston Pilots: SAT. 8/2/2025

## Forecast Discussion

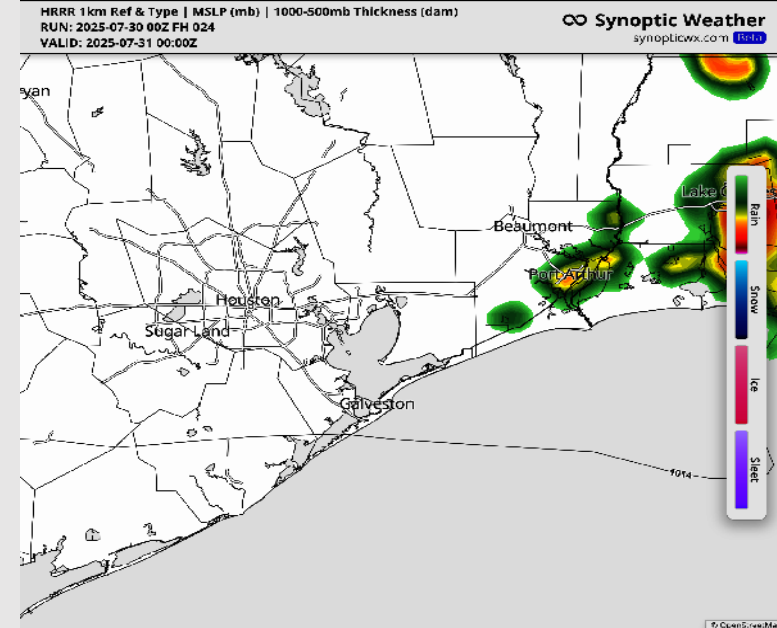
**Precip:** Scattered showers possible S of Morgan's Point from 3AM – 1PM. Scattered showers possible for all Stations from 2PM – 11PM Saturday.

**Wind:** Winds will be from the W until 11AM before becoming variable until 12AM. **N of Morgan's Point:** Winds will be at 3 – 8 kts. **S of Morgan's Point:** Winds will be at 6 – 11 kts.

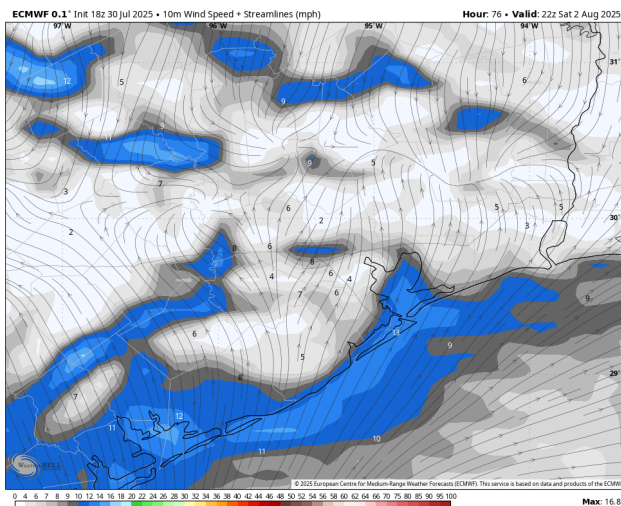
**High Temps:** **N of Morgan's Point:** High 90s F. **S of Morgan's Point:** Low 90s F.

**Visibility:** No fog concerns Saturday, however visibilities may be reduced under heavier downpours.

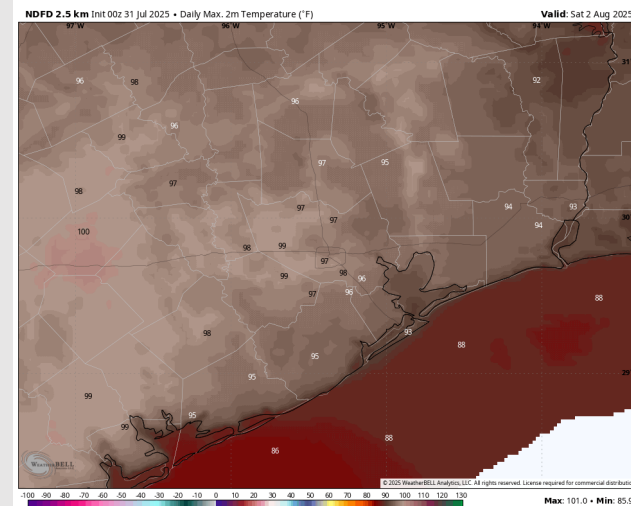
## Precip Image: 6 PM CT



Wind Speed:  
5 PM CT



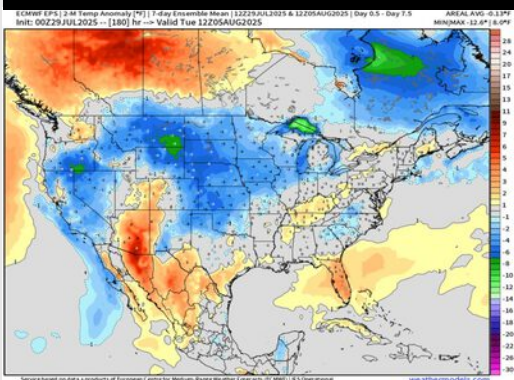
High Temps  
Saturday



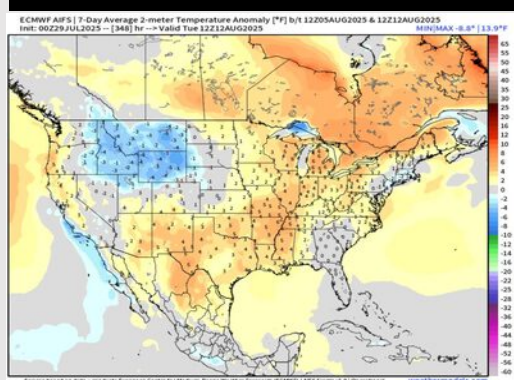


# Houston Pilots: 7/31/25

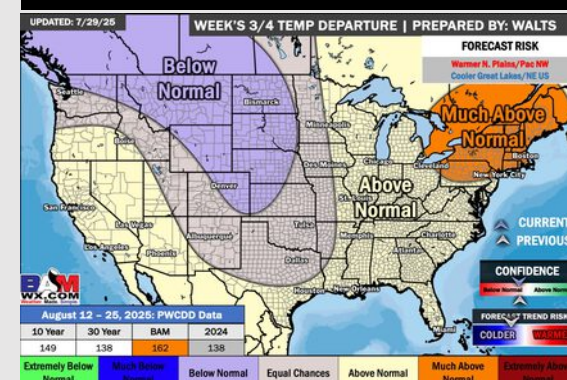
## Next 7 Day Temperature Departure



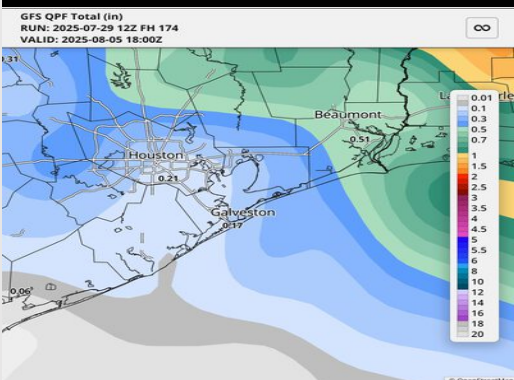
## 8-14 Day Temperature Departure



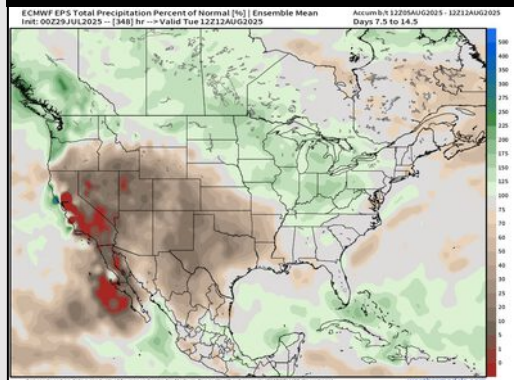
## 15-30 Day Temperature Departure



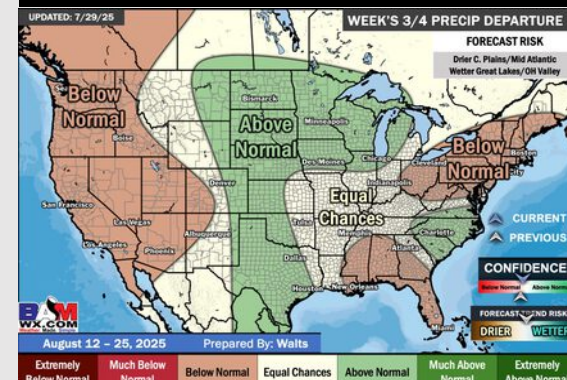
## Next 7 Day Total Precipitation



## 8-14 Day % of Average Precip.



## 15-30 Day % of Average Precip.



- Temps are expected to be above normal for the next 7 days with scattered rain chances late week.
- Above normal temps and below normal rain chances are favored for days 8 – 14.
- Above normal temperatures are favored for the start of August along with above normal rainfall chances.