

Houston Pilots Forecast Package



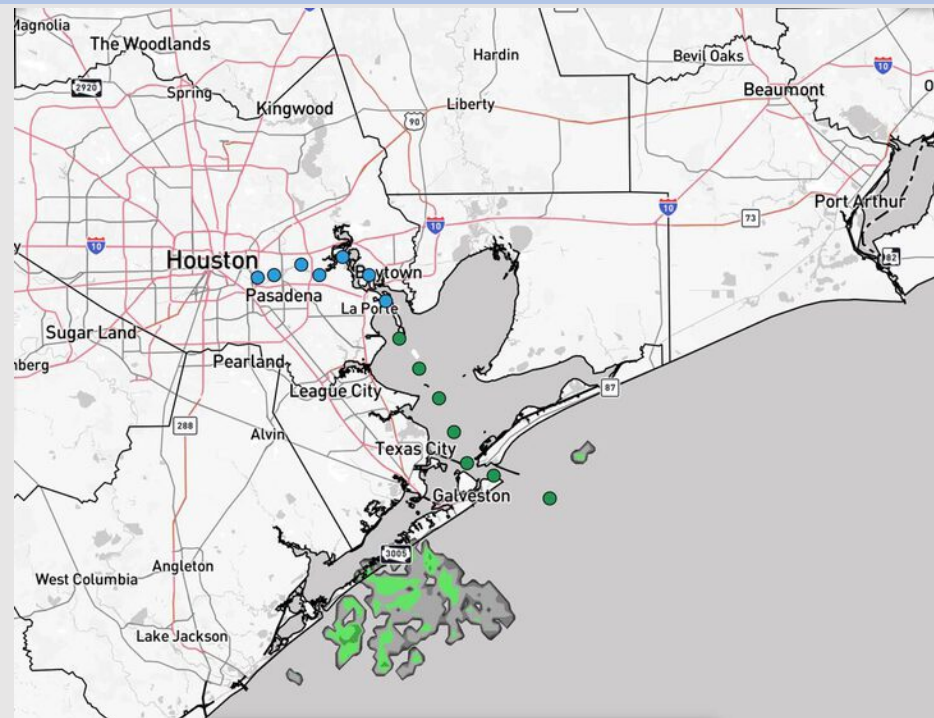
Updated: 12:20 PM CT

Wednesday, July 30, 2025

Forecaster: Lydia Purlee

Weather Headlines

- Favoring dry conditions today.
- Shower and storm chances possible Thursday and Friday.
- No tropical development favored over the next 10 days.



Current Radar: 12:20 PM CT

As always, please do not hesitate to reach out to us with any forecast questions at **(317)-560-8122**. Press **1** for forecast questions.

You can also access real-time forecast updates and 24/7 meteorological chat assistance on your **Clarity** app. Click [here](#) for login assistance.

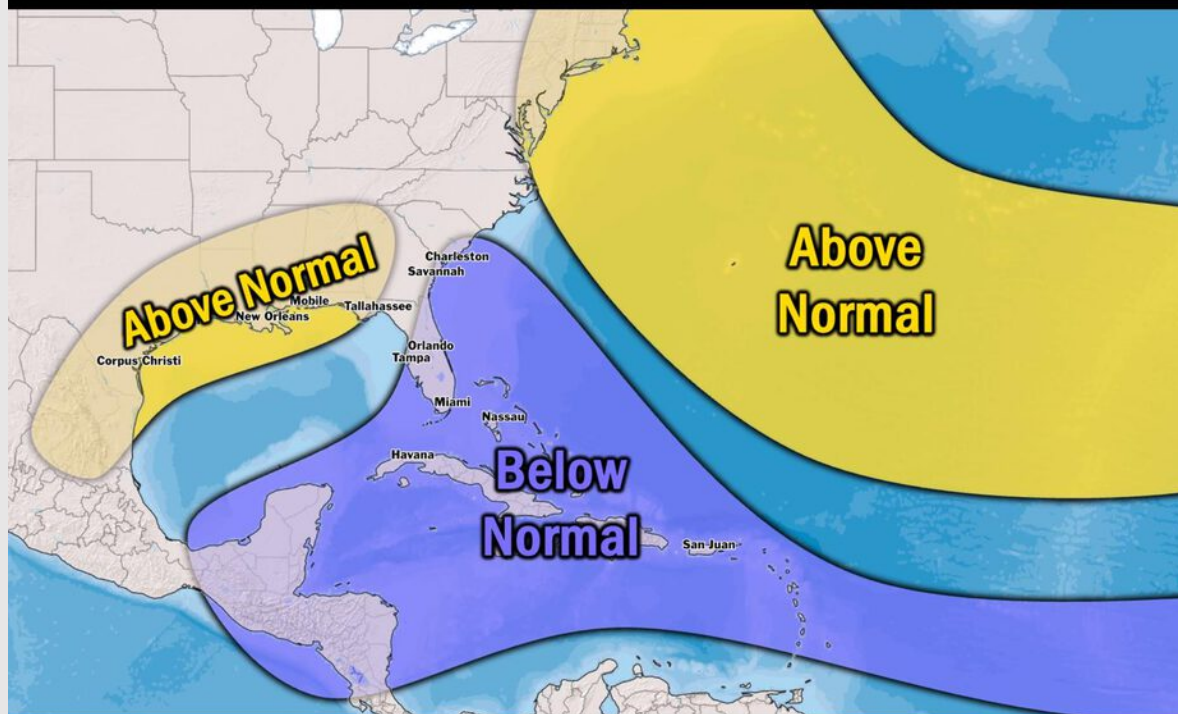


Houston Pilots Tropical Update

Seasonal Hurricane Outlook

2025 HURRICANE SEASON

Updated Issued: Wednesday, June 25, 2025



KEY SEASON NOTES

15 - 19

Named Storms
10 Year Avg: 17.8

6 - 9

Hurricanes
10 Year Avg: 8.2

2 - 4

Major Hurricanes
10 Year Avg: 3.8

Graphic to the left represents our favored seasonal outlook for the 2025 Hurricane Season. Conditions expected to be more favorable for tropical development within the Gulf this season.

No notable tropical development is expected over the next 7 days.

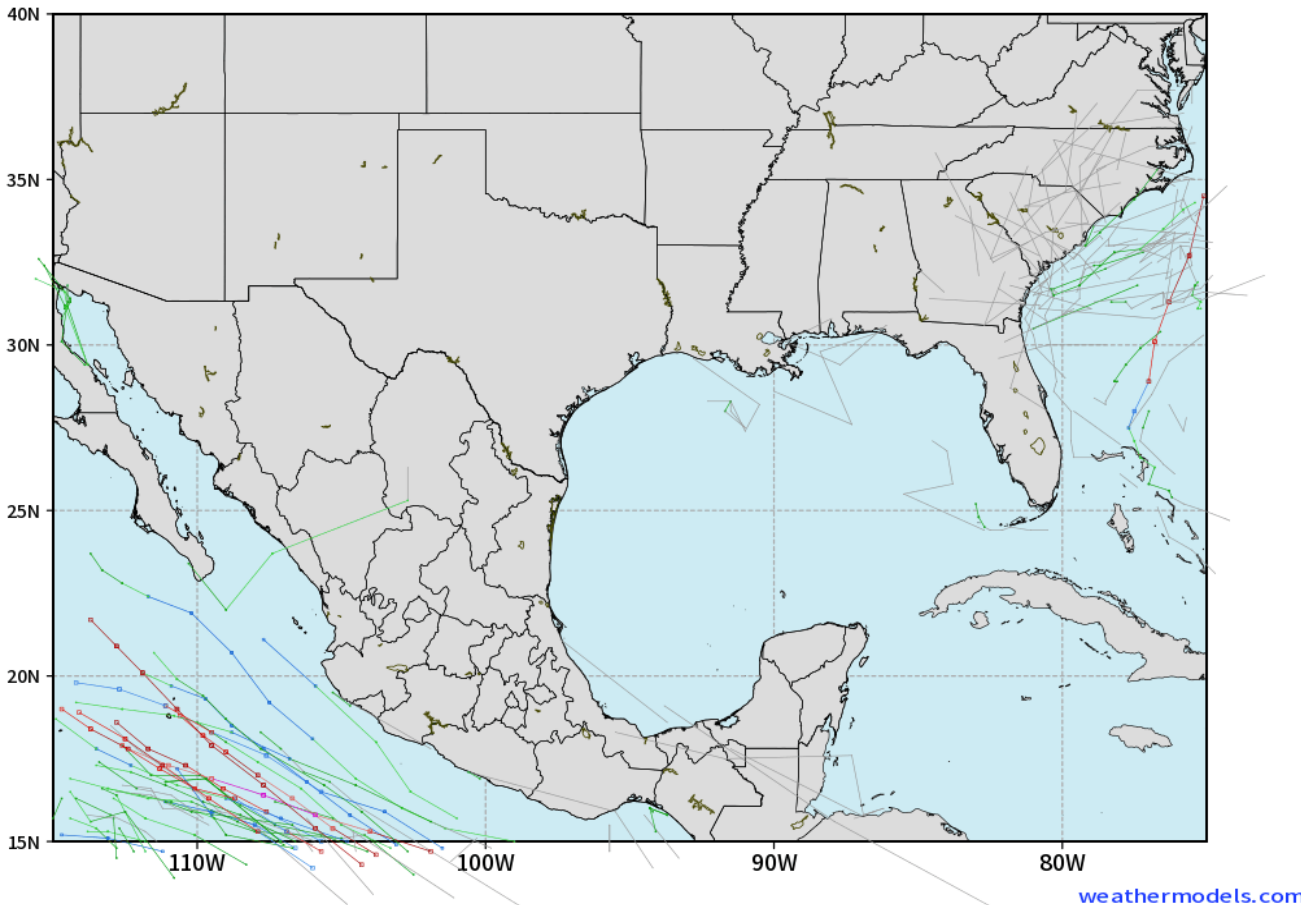
[Click here for the video!](#)

Houston Pilots Tropical Update

10-Day Tropical Outlook

ECMWF GULF EPS Cyclone Locations --> Next [10-days]
INIT: 00Z30JUL2025 --> UNTIL 00Z09AUG2025

o-o ENSEMBLE MEAN
o-o 1000 - 1010 hPa
o-o 980 - 999 hPa
o-o 960 - 979 hPa
o-o 950 - 959 hPa
o-o < 950 hPa



No tropical development favored over the next 10 days.

Houston Pilots Visibility Chart (miles)



Visibility	Wed 2 pm	Wed 3 pm	Wed 4 pm	Wed 5 pm	Wed 6 pm	Wed 7 pm	Wed 8 pm	Wed 9 pm	Wed 10 pm	Wed 11 pm	Thu 12 am	Thu 1 am	Thu 2 am	Thu 3 am	Thu 4 am	Thu 5 am	Thu 6 am	Thu 7 am	Thu 8 am	Thu 9 am	Thu 10 am	Thu 11 am	Thu 12 pm	Thu 1 pm
Houston Pilots N - 610 Bridge	10	10	10	10	10	10	10	10	10	10	10	10	10	10	10	10	10	10	10	10	10	10	10	10
Houston Pilots M - Kinder 1	10	10	10	10	10	10	10	10	10	10	10	10	10	10	10	10	10	10	10	10	10	10	10	10
Houston Pilots L - Greens Bayou	10	10	10	10	10	10	10	10	10	10	10	10	10	10	10	10	10	10	10	10	10	10	10	10
Houston Pilots K - Shell Crude	10	10	10	10	10	10	10	10	10	10	10	10	10	10	10	10	10	10	10	10	10	10	10	10
Houston Pilots J - Lynchburg Ferries	10	10	10	10	10	10	10	10	10	10	10	10	10	10	10	10	10	10	10	10	10	10	10	10
Houston Pilots I - Exxon 3	10	10	10	10	10	10	10	10	10	10	10	10	10	10	10	10	10	10	10	10	10	10	10	10
Houston Pilots H - Morgans Point	10	10	10	10	10	10	10	10	10	10	10	10	10	10	10	10	10	10	10	10	10	10	10	10
Houston Pilots G - 75/76	10	10	10	10	10	10	10	10	10	10	10	10	10	10	10	10	10	10	10	10	10	10	10	10
Houston Pilots F - 63/64	10	10	10	10	10	10	10	10	10	10	10	10	10	10	10	10	10	10	10	10	10	10	10	10
Houston Pilots E - 51/52	10	10	10	10	10	10	10	10	10	10	10	10	10	10	10	10	10	10	10	10	10	10	10	10
Houston Pilots D - 37/38	10	10	10	10	10	10	10	10	10	10	10	10	10	10	10	10	10	10	10	10	10	10	10	10
Houston Pilots C - 25/26	10	10	10	10	10	10	10	10	10	10	10	10	10	10	10	10	10	10	10	10	10	10	10	10
Houston Pilots B - 11/12	10	10	10	10	10	10	10	10	10	10	10	10	10	10	10	10	10	10	10	10	10	10	10	10
Houston Pilots A - 1 & 2 Bravo	10	10	10	10	10	10	10	10	10	10	10	10	10	10	10	10	10	10	10	10	10	10	10	10

NOTE: This is automated data that may/may not agree with the official BAM thinking that's found on the daily slides or special visibility report slides. This data should be used as a guide only

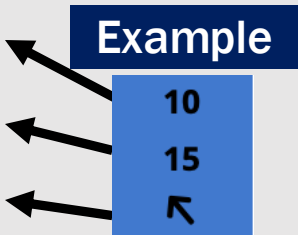
Houston Pilots Wind Chart



Sustained Wind 10 Knots

Gusts 15 Knots

Wind from the SE



Wind	Wed 2 pm	Wed 3 pm	Wed 4 pm	Wed 5 pm	Wed 6 pm	Wed 7 pm	Wed 8 pm	Wed 9 pm	Wed 10 pm	Wed 11 pm	Thu 12 am	Thu 1 am	Thu 2 am	Thu 3 am	Thu 4 am	Thu 5 am	Thu 6 am	Thu 7 am	Thu 8 am	Thu 9 am	Thu 10 am	Thu 11 am	Thu 12 pm	Thu 1 pm
Houston Pilots N - 610 Bridge	3	3	3	3	3	3	5	5	5	6	6	5	5	5	5	5	5	5	5	5	5	5	5	5
	7	7	7	8	8	9	9	9	10	12	12	12	12	10	10	10	10	9	10	9	9	10	10	9
Houston Pilots M - Kinder 1	3	3	3	3	3	3	5	5	5	6	5	5	5	5	5	5	5	5	5	5	5	5	5	5
	7	7	7	8	8	9	9	9	10	12	12	10	12	9	9	10	9	9	9	9	9	10	10	9
Houston Pilots L - Greens Bayou	3	3	3	3	3	3	5	5	5	5	5	5	5	5	5	5	5	3	5	3	3	5	5	5
	7	7	8	8	8	8	9	9	9	10	10	10	9	9	9	9	9	9	9	9	9	10	10	9
Houston Pilots K - Shell Crude	3	3	3	3	3	3	5	5	5	5	5	5	5	5	5	5	3	3	5	3	3	5	5	5
	7	8	8	8	8	9	9	9	10	10	10	10	10	9	9	9	9	9	9	9	9	10	9	9
Houston Pilots J - Lynchburg Ferries	3	3	3	3	3	5	5	5	3	5	3	3	3	3	3	3	3	3	3	3	3	5	5	5
	7	8	8	8	8	9	10	9	9	10	10	9	9	9	9	9	8	8	8	8	9	10	9	9
Houston Pilots I - Exxon 3	6	6	6	6	6	7	8	8	8	9	9	9	9	8	8	8	8	8	8	8	7	7	6	6
	9	9	10	9	10	12	13	13	13	14	13	13	13	13	13	13	13	12	12	12	10	12	10	10
Houston Pilots H - Morgans Point	5	5	6	6	6	8	8	8	9	9	9	9	9	8	8	8	8	8	8	8	7	7	6	6
	9	9	9	9	10	12	13	13	14	14	13	13	13	13	13	13	13	13	12	12	10	12	12	10
Houston Pilots G - 75/76	3	3	5	6	6	8	9	10	10	10	10	10	10	10	10	10	9	9	9	8	8	8	6	6
	8	8	9	9	12	13	14	14	15	15	15	15	15	14	14	14	14	14	14	13	13	13	12	10
Houston Pilots F - 63/64	3	3	5	6	6	8	10	10	10	10	10	10	10	10	10	10	9	9	9	8	8	8	6	6
	8	8	9	9	12	13	15	14	15	15	15	14	14	14	14	14	14	14	14	13	13	13	12	10
Houston Pilots E - 51/52	3	5	5	6	7	8	10	10	10	10	10	10	10	10	10	10	10	9	9	8	8	8	7	6
	8	9	10	10	13	14	15	15	15	15	15	15	15	15	14	14	14	14	14	13	13	13	13	10
Houston Pilots D - 37/38	3	3	5	6	7	8	10	10	10	10	10	10	10	10	10	10	10	10	9	9	8	8	7	6
	8	9	9	10	13	14	15	15	15	15	15	15	15	15	15	15	15	14	14	14	13	13	13	12
Houston Pilots C - 25/26	5	5	5	6	7	8	10	10	10	10	10	10	10	10	10	10	9	9	9	8	8	8	7	7
	9	9	9	10	12	14	15	15	15	15	15	15	15	14	14	14	15	15	14	14	13	13	13	12
Houston Pilots B - 11/12	5	5	5	6	7	8	9	9	8	9	8	8	8	8	8	8	8	8	8	8	8	8	8	7
	9	9	10	10	13	14	15	14	15	15	15	14	14	14	14	15	15	14	14	14	13	13	13	12
Houston Pilots A - 1 & 2 Bravo	5	5	6	6	8	8	10	10	10	10	10	10	10	10	10	12	10	10	10	10	9	9	8	7
	9	9	10	12	13	14	15	15	16	16	16	16	16	16	16	16	16	16	16	16	15	14	14	13

NOTE: This is automated data that may/may not agree with the official BAM thinking that's found on the daily slides.

This data should be used as a guide only.

Houston Pilots: WED. 7/30/2025

Forecast Discussion

Precip: Favoring dry conditions today. Scattered showers and storms are favored to stay E of all Stations.

Wind: Winds will be variable until around 6 PM when winds blow from the SW. **N of Morgan's Point:** Winds will be at 2 – 8 kts. **S of Morgan's Point:** Sustained winds will be at 7– 13 kts.

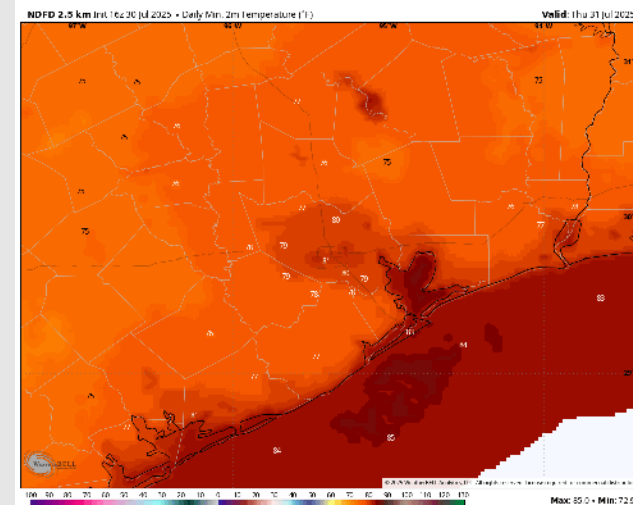
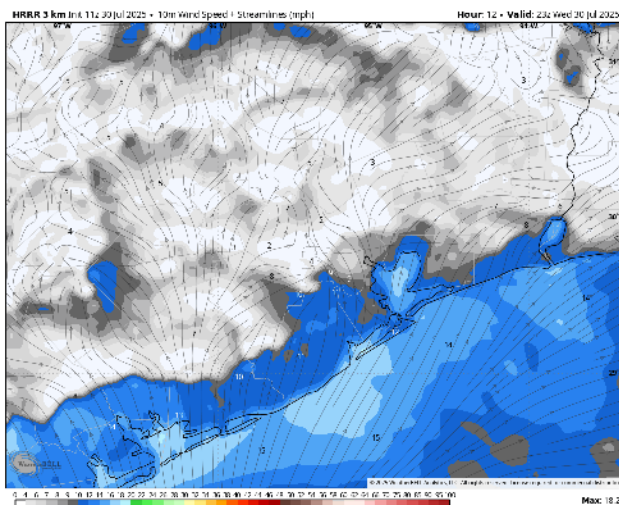
Low Temps: **N of Morgan's Point:** High 70s to low 80s F. **S of Morgan's Point:** Low 80s F.

Visibility: No visibility concerns today.

Precip Image: 7 PM CT



Wind Speed:
6 PM CT



Low Temps
THU AM

Houston Pilots: THU. 7/31/2025

Forecast Discussion

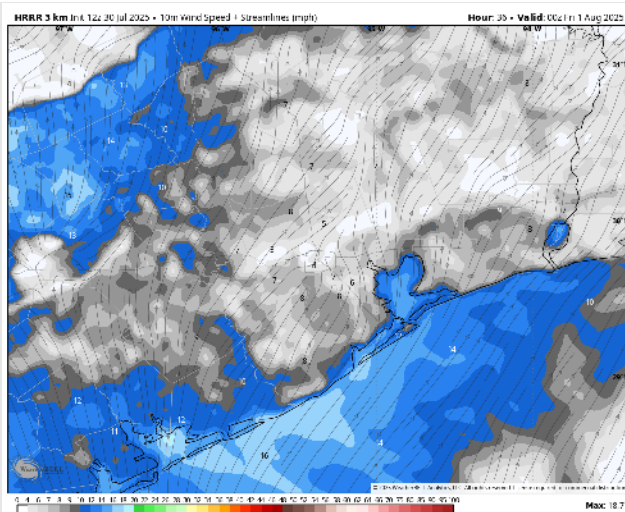
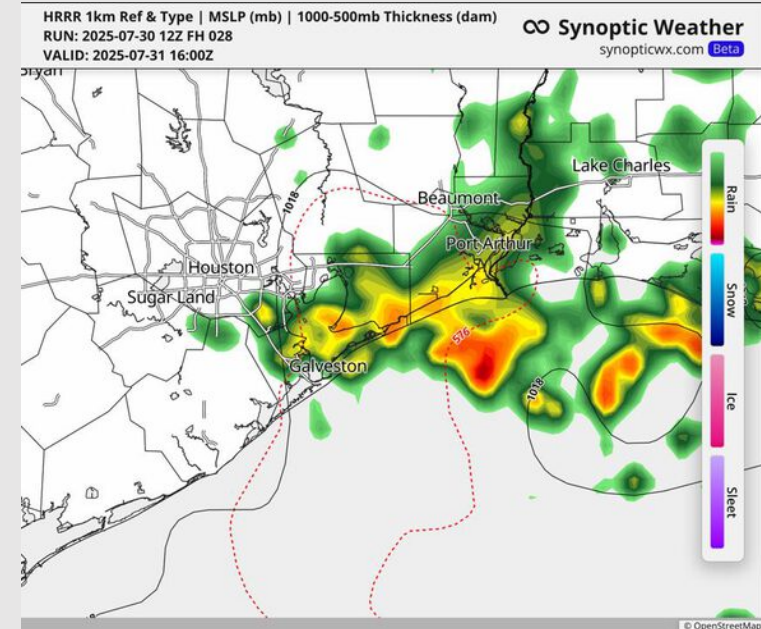
Precip: Isolated showers and storms are possible from 5 – 10 AM, the Stations S of Morgan's Point. From 10 AM – 5 PM, scattered showers/storms are possible for all Stations. **Some storms may have risks of heavy downpours, isolated hail and wind gusts of 25-35 kts.**

Wind: Winds will be out of the W/SW for most of the day, but the winds will be variable from 11 AM – 3 PM. **N of Morgan's Point:** Winds will be at 3 – 9 kts. **S of Morgan's Point:** Winds will be 8 – 13 kts.

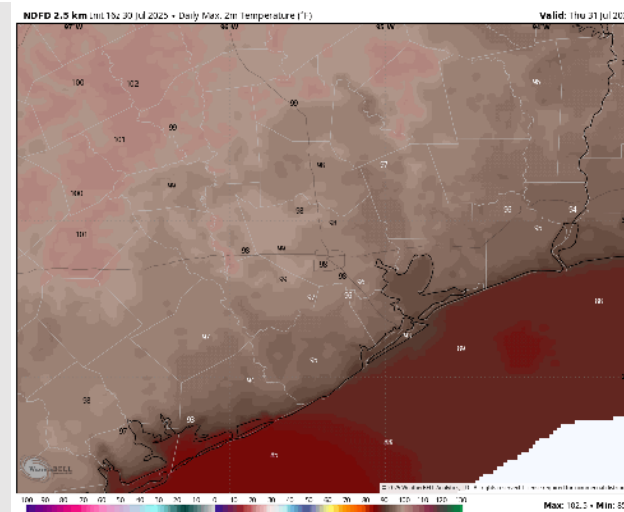
High Temps: **N of Morgan's Point:** High 90s F. **S of Morgan's Point:** Low 90s F.

Visibility: No fog concerns Thursday, however heavy downpours can reduce visibilities at times.

Precip Image: 11 AM CT



Wind Speed:
7 PM CT



High Temps
Thursday

Houston Pilots: FRI. 8/1/2025

Forecast Discussion

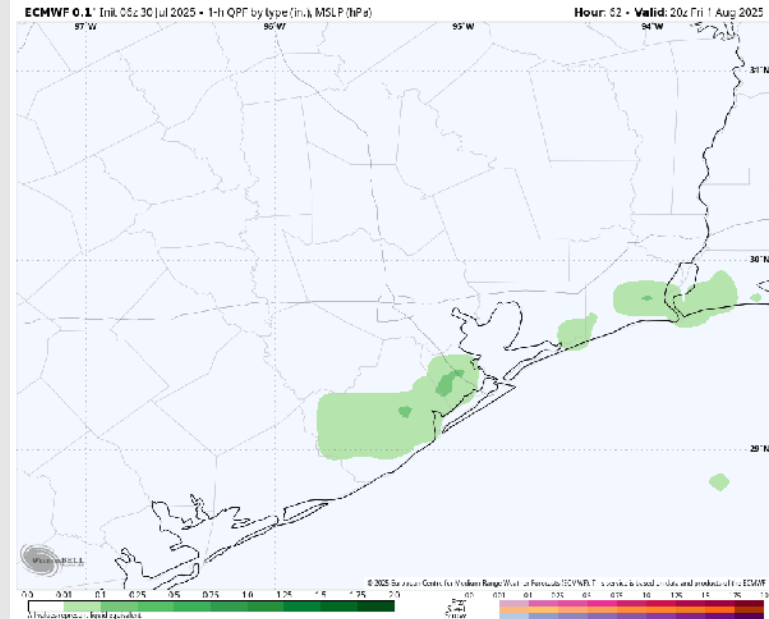
Precip: Scattered showers/storms possible from 6 AM – 5 PM Friday. **Some storms may carry risks of heavy downpours and lightning.**

Wind: Winds will be from the SW Friday. **N of Morgan's Point:** Winds will be at 3 – 7 kts. **S of Morgan's Point:** Winds will be at 7 – 11 kts.

High Temps: **N of Morgan's Point:** High 90s F. **S of Morgan's Point:** Low 90s F.

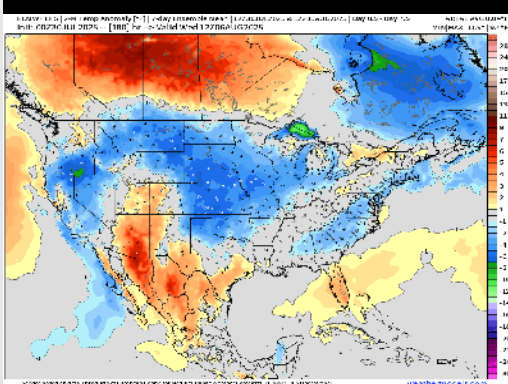
Visibility: No fog concerns Friday, however, visibilities may be reduced under heavier downpours.

Precip Image: 3 PM CT

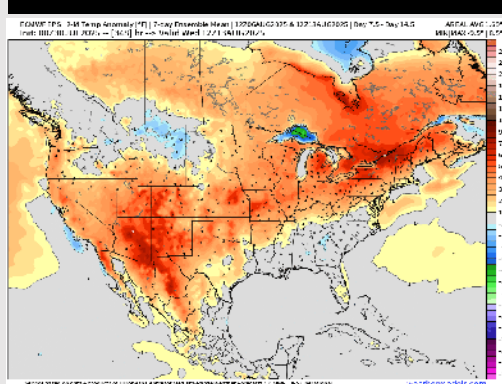


Houston Pilots: 7/30/25

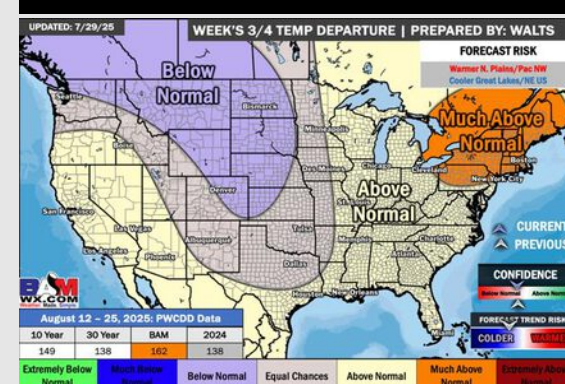
Next 7 Day Temperature Departure



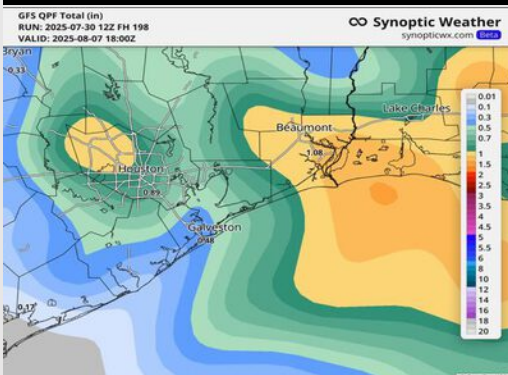
8-14 Day Temperature Departure



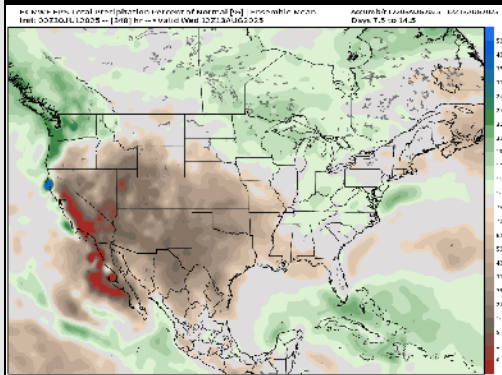
15-30 Day Temperature Departure



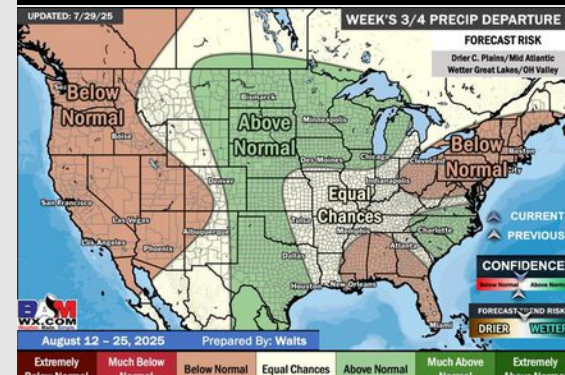
Next 7 Day Total Precipitation



8-14 Day % of Average Precip.



15-30 Day % of Average Precip.



- Temps are expected to be above normal for the next 7 days with scattered rain chances late week.
- Above normal temps and below normal rain chances are favored for days 8 – 14.
- Above normal temperatures are favored for the start of August along with above normal rainfall chances.