

# Houston Pilots Forecast Package

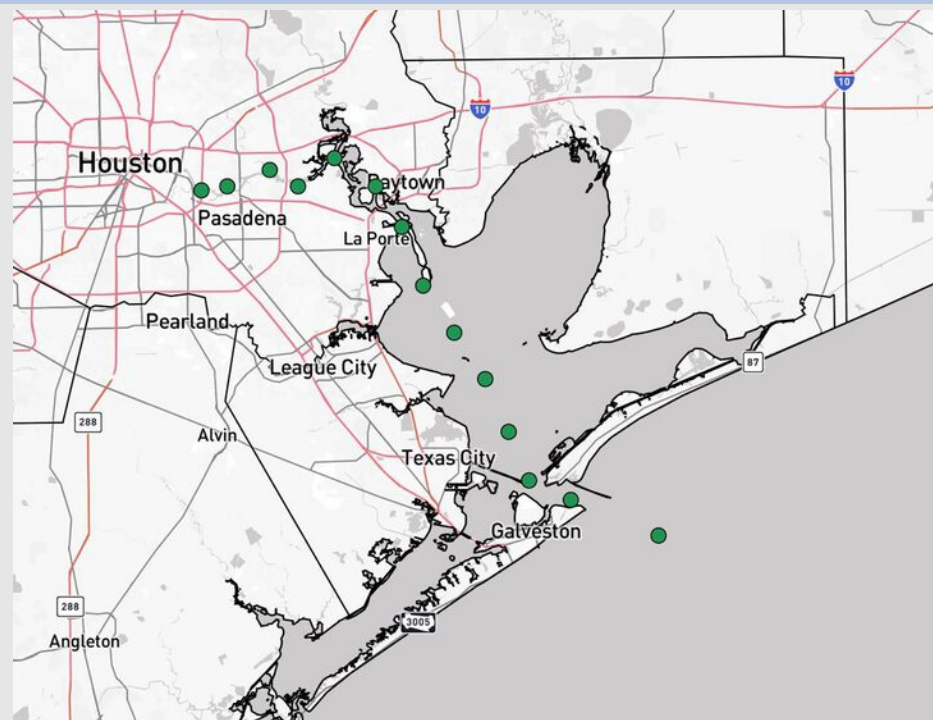


Updated: 1:15 PM CT  
Monday, July 28, 2025

Forecaster: Lydia Purlee

## Weather Headlines

- Isolated showers/storms favored from now until 9 PM for Stations N of Morgan's Point.
- Favoring dry conditions Tuesday and Wednesday.
- No tropical development favored over the next 10 days.



Current Radar: 1:15 PM CT

As always, please do not hesitate to reach out to us with any forecast questions at **(317)-560-8122**. **Press 1 for forecast questions.**

You can also access real-time forecast updates and 24/7 meteorological chat assistance on your **Clarity** app. Click [here](#) for login assistance.

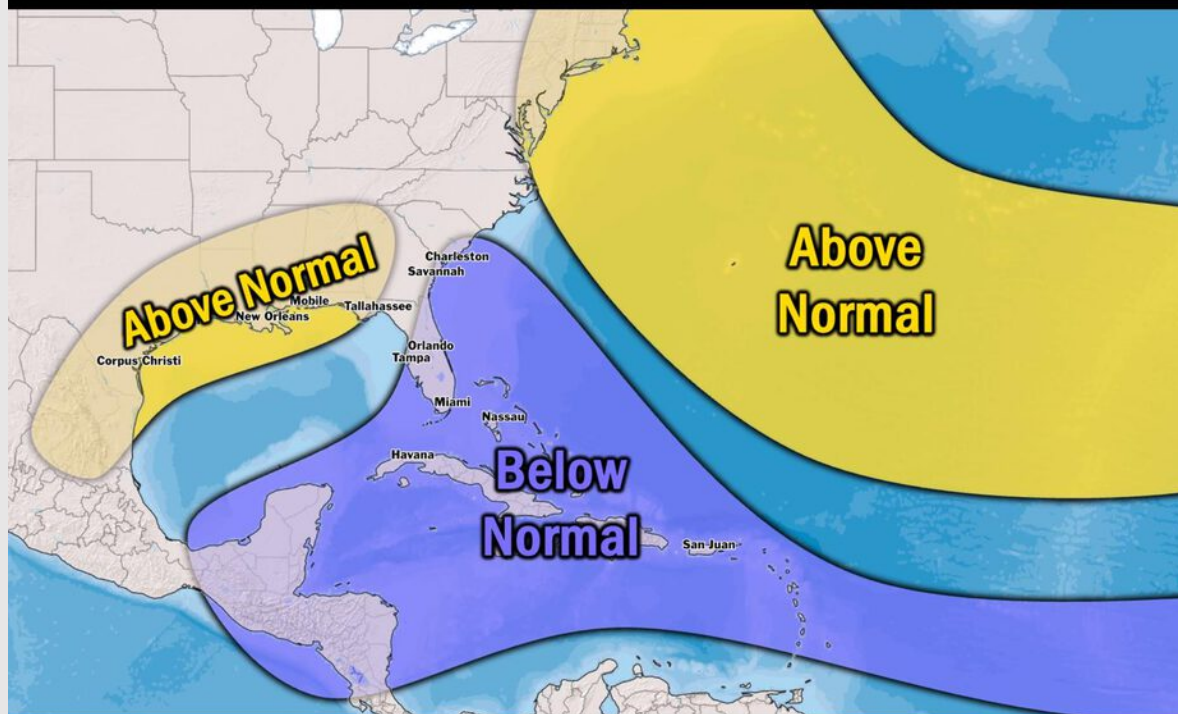


# Houston Pilots Tropical Update

## Seasonal Hurricane Outlook

### 2025 HURRICANE SEASON

Updated Issued: Wednesday, June 25, 2025



#### KEY SEASON NOTES

**15 - 19**

Named Storms  
10 Year Avg: 17.8

**6 - 9**

Hurricanes  
10 Year Avg: 8.2

**2 - 4**

Major Hurricanes  
10 Year Avg: 3.8

Graphic to the left represents our favored seasonal outlook for the 2025 Hurricane Season. Conditions expected to be more favorable for tropical development within the Gulf this season.

No notable tropical development is expected over the next 7 days.

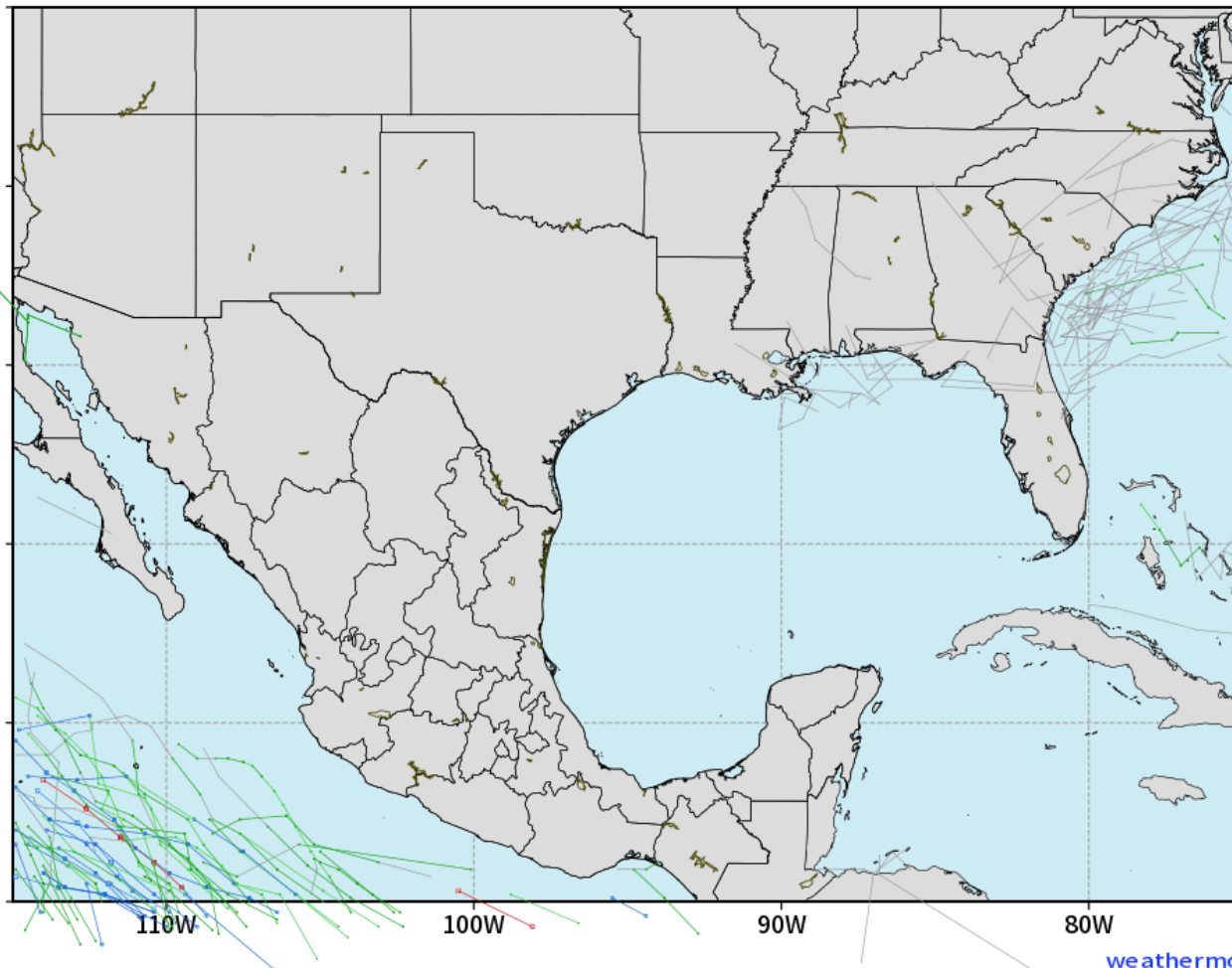
[Click here for the video!](#)

# Houston Pilots Tropical Update

## 10-Day Tropical Outlook

CMWF GULF EPS Cyclone Locations --> Next [10-days]  
INIT: 00Z28JUL2025 --> UNTIL 00Z07AUG2025

o-o ENSEMBLE MEAN  
o-o 1000 - 1010 hPa  
o-o 980 - 999 hPa  
o-o 960 - 979 hPa  
o-o 950 - 959 hPa  
o-o < 950 hPa



No tropical development favored over the next 10 days.

# Houston Pilots Visibility Chart (miles)



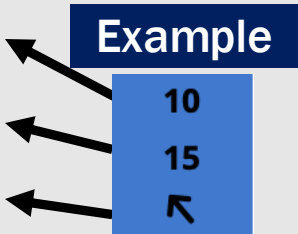
Visibility	Mon 3 pm	Mon 4 pm	Mon 5 pm	Mon 6 pm	Mon 7 pm	Mon 8 pm	Mon 9 pm	Mon 10 pm	Mon 11 pm	Tue 12 am	Tue 1 am	Tue 2 am	Tue 3 am	Tue 4 am	Tue 5 am	Tue 6 am	Tue 7 am	Tue 8 am	Tue 9 am	Tue 10 am	Tue 11 am	Tue 12 pm	Tue 1 pm	Tue 2 pm
Houston Pilots N - 610 Bridge	10	10	10	10	10	10	10	10	10	10	10	10	10	10	10	10	10	6.9	6.9	10	10	10	10	10
Houston Pilots M - Kinder 1	10	10	10	10	10	10	10	10	10	10	10	10	10	10	10	10	10	6.9	6.9	10	10	10	10	10
Houston Pilots L - Greens Bayou	10	10	10	10	10	10	10	10	10	10	10	10	10	10	10	10	10	6.9	6.9	10	10	10	10	10
Houston Pilots K - Shell Crude	10	10	10	10	10	10	10	10	10	10	10	10	10	10	10	10	10	6.9	6.9	10	10	10	10	10
Houston Pilots J - Lynchburg Ferries	10	10	10	10	10	10	10	10	10	10	10	10	10	10	10	10	10	6.9	6.9	10	10	10	10	10
Houston Pilots I - Exxon 3	10	10	10	10	10	10	10	10	10	10	10	10	10	10	10	10	10	6.9	6.9	10	10	10	10	10
Houston Pilots H - Morgans Point	10	10	10	10	10	10	10	10	10	10	10	10	10	10	10	10	10	6.9	6.9	10	10	10	10	10
Houston Pilots G - 75/76	10	10	10	10	10	10	10	10	10	10	10	10	10	10	10	10	10	6.9	9	10	10	10	10	10
Houston Pilots F - 63/64	10	10	10	10	10	10	10	10	10	10	10	10	10	10	10	10	10	6.9	9	10	10	10	10	10
Houston Pilots E - 51/52	10	10	10	10	10	10	10	10	10	10	10	10	10	10	10	10	10	7.9	9	10	10	10	10	10
Houston Pilots D - 37/38	10	10	10	10	10	10	10	10	10	10	10	10	10	10	10	10	10	7.9	9	10	10	10	10	10
Houston Pilots C - 25/26	10	10	10	10	10	10	10	10	10	10	10	10	10	10	10	10	10	7.9	9	10	10	10	10	10
Houston Pilots B - 11/12	10	10	10	10	10	10	10	10	10	10	10	10	10	10	10	10	10	7.9	9	10	10	10	10	10
Houston Pilots A - 1 & 2 Bravo	10	10	10	10	10	10	10	10	10	10	10	10	10	10	10	10	10	7.9	9	10	10	10	10	10

**NOTE:** This is automated data that may/may not agree with the official BAM thinking that's found on the daily slides or special visibility report slides. This data should be used as a guide only

# Houston Pilots Wind Chart



Sustained Wind 10 Knots  
Gusts 15 Knots  
Wind from the SE



Wind	Mon 3 pm	Mon 4 pm	Mon 5 pm	Mon 6 pm	Mon 7 pm	Mon 8 pm	Mon 9 pm	Mon 10 pm	Mon 11 pm	Tue 12 am	Tue 1 am	Tue 2 am	Tue 3 am	Tue 4 am	Tue 5 am	Tue 6 am	Tue 7 am	Tue 8 am	Tue 9 am	Tue 10 am	Tue 11 am	Tue 12 pm	Tue 1 pm	Tue 2 pm
Houston Pilots N - 610 Bridge	3	3	5	6	6	6	6	6	5	5	3	3	3	3	3	3	3	3	3	3	3	3	3	2
	↖	↖	↗	↖	↖	↗	↗	↗	↗	↗	↗	↗	↗	↗	↗	↗	↗	↗	↗	↗	↗	↗	↘	
	8	9	9	10	12	13	12	10	9	8	7	7	7	6	7	6	6	7	7	7	8	7	6	6
Houston Pilots M - Kinder 1	3	3	5	6	6	6	6	6	5	3	3	3	3	3	3	3	3	3	3	3	3	3	3	3
	↖	↖	↗	↖	↖	↗	↗	↗	↗	↗	↗	↗	↗	↗	↗	↗	↗	↗	↗	↗	↗	↗	↘	
	8	9	9	10	12	13	12	10	9	8	7	7	7	6	7	6	6	7	7	7	8	7	6	6
Houston Pilots L - Greens Bayou	3	5	6	6	6	6	6	5	5	3	3	3	3	3	3	3	3	3	3	3	3	3	3	3
	↖	↖	↖	↖	↖	↗	↗	↗	↗	↗	↗	↗	↗	↗	↗	↗	↗	↗	↗	↗	↗	↗	↘	
	8	9	9	10	12	12	12	10	9	8	7	7	6	6	7	6	6	7	7	7	8	7	6	6
Houston Pilots K - Shell Crude	5	5	6	6	6	6	6	5	5	3	3	3	3	3	3	3	3	3	3	3	3	3	3	3
	↖	↖	↖	↖	↖	↗	↗	↗	↗	↗	↗	↗	↗	↗	↗	↗	↗	↗	↗	↗	↗	↗	↘	
	9	9	10	10	12	12	12	10	9	8	7	7	6	6	7	6	6	7	6	7	8	7	7	6
Houston Pilots J - Lynchburg Ferries	5	5	6	6	6	6	6	5	3	3	3	3	2	2	2	2	2	2	2	2	3	3	3	2
	↖	↖	↖	↖	↖	↗	↗	↗	↗	↗	↗	↗	↗	↗	↗	↗	↗	↗	↗	↗	↗	↗	↘	
	9	9	10	10	12	13	12	10	9	7	7	7	6	5	6	5	5	6	6	6	8	8	7	7
Houston Pilots I - Exxon 3	6	7	8	8	9	10	9	9	8	8	7	7	6	6	6	6	6	6	6	6	6	5	5	3
	↖	↖	↖	↖	↖	↗	↗	↗	↗	↗	↗	↗	↗	↗	↗	↗	↗	↗	↗	↗	↗	↗	↘	
	10	12	12	13	14	15	13	13	12	12	10	9	9	9	9	9	9	9	8	8	9	8	8	8
Houston Pilots H - Morgans Point	6	7	8	8	9	10	9	8	8	8	7	7	6	6	6	6	6	6	6	6	6	5	3	3
	↖	↖	↖	↖	↖	↗	↗	↗	↗	↗	↗	↗	↗	↗	↗	↗	↗	↗	↗	↗	↗	↗	↘	
	10	12	13	13	14	15	13	13	12	10	10	9	9	9	9	9	9	9	8	8	9	8	8	8
Houston Pilots G - 75/76	6	7	8	8	9	10	10	9	9	8	8	8	7	7	7	7	7	8	7	6	6	5	3	3
	↖	↖	↖	↖	↗	↗	↗	↗	↗	↗	↗	↗	↗	↗	↗	↗	↗	↗	↗	↗	↗	↗	↘	
	10	12	14	14	15	15	14	13	13	12	12	10	10	10	10	10	10	10	10	9	9	9	8	8
Houston Pilots F - 63/64	6	7	8	8	9	10	9	9	9	8	8	8	7	7	7	7	8	8	7	6	6	5	3	3
	↖	↖	↖	↖	↗	↗	↗	↗	↗	↗	↗	↗	↗	↗	↗	↗	↗	↗	↗	↗	↗	↗	↘	
	10	12	14	14	15	15	13	13	13	12	10	10	10	10	10	10	10	12	10	9	9	9	8	8
Houston Pilots E - 51/52	6	7	8	8	8	10	9	9	8	8	7	7	7	7	7	7	7	8	7	7	6	5	3	3
	↖	↖	↖	↖	↖	↗	↗	↗	↗	↗	↗	↗	↗	↗	↗	↗	↗	↗	↗	↗	↗	↗	↘	
	10	12	13	14	14	15	13	13	12	12	10	9	9	9	9	10	10	12	10	10	10	9	8	8
Houston Pilots D - 37/38	6	6	7	8	8	9	9	8	8	8	7	7	7	7	7	7	7	8	7	7	7	6	3	3
	↖	↖	↖	↖	↖	↗	↗	↗	↗	↗	↗	↗	↗	↗	↗	↗	↗	↗	↗	↗	↗	↗	↘	
	10	10	12	13	14	14	13	13	12	10	10	9	9	9	9	10	10	10	10	10	10	9	8	8
Houston Pilots C - 25/26	6	6	7	7	8	8	8	8	8	7	7	6	6	6	6	6	7	8	7	7	7	6	5	3
	↖	↖	↖	↖	↖	↗	↗	↗	↗	↗	↗	↗	↗	↗	↗	↗	↗	↗	↗	↗	↗	↗	↘	
	9	10	12	12	13	14	13	13	12	10	9	9	9	9	9	9	10	10	10	10	10	9	8	8
Houston Pilots B - 11/12	5	6	6	7	7	8	7	7	6	6	6	6	6	6	6	6	6	6	6	6	6	5	3	3
	↖	↖	↗	↖	↖	↗	↗	↗	↗	↗	↗	↗	↗	↗	↗	↗	↗	↗	↗	↗	↗	↗	↘	
	9	9	10	12	12	13	13	12	10	10	9	9	9	9	9	9	10	10	10	10	10	9	9	8
Houston Pilots A - 1 & 2 Bravo	3	5	6	7	7	8	8	8	8	7	7	7	7	7	7	7	8	8	8	8	8	6	5	3
	↖	↖	↗	↖	↖	↗	↗	↗	↗	↗	↗	↗	↗	↗	↗	↗	↗	↗	↗	↗	↗	↗	↘	
	8	9	10	10	12	13	12	12	12	10	10	10	10	10	10	10	12	12	12	12	12	10	9	8

NOTE: This is automated data that may/may not agree with the official BAM thinking that's found on the daily slides.  
This data should be used as a guide only.



# Houston Pilots: MON. 7/28/2025

## Forecast Discussion

**Precip:** Isolated showers/storms will be possible from now until 9 PM for stations N of Morgan's Point. **Risks of these isolated storms include heavy downpours, lightning, and wind gusts of 30 kts.**

**Wind:** Winds will be variable through 4PM before settling out of the S/SW. **N of Morgan's Point:** Winds will be at 4 – 9 kts. **S of Morgan's Point:** Winds will be 6 – 11 kts.

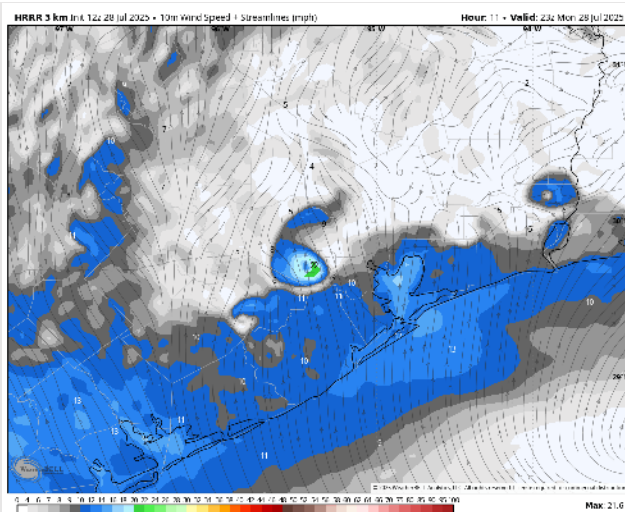
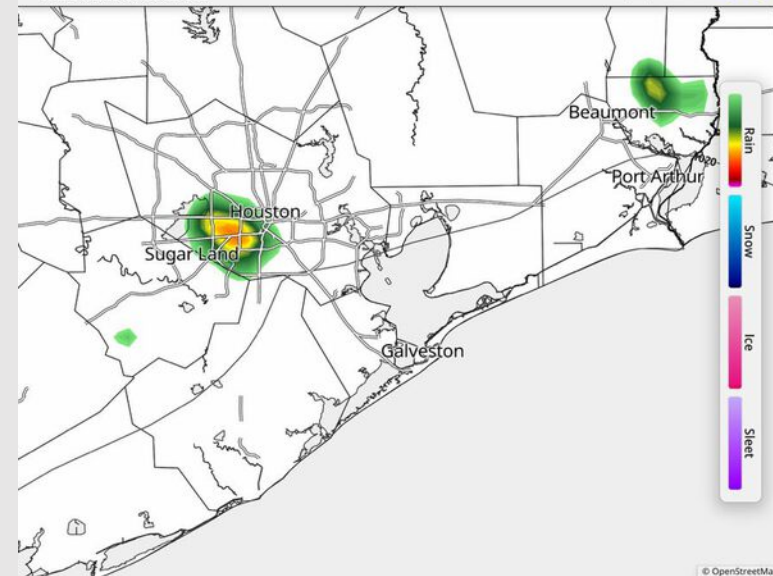
**Low Temps:** **N of Morgan's Point:** High 70s F. **S of Morgan's Point:** Low 80s F.

**Visibility:** No visibility concerns today except for a few heavy downpours.

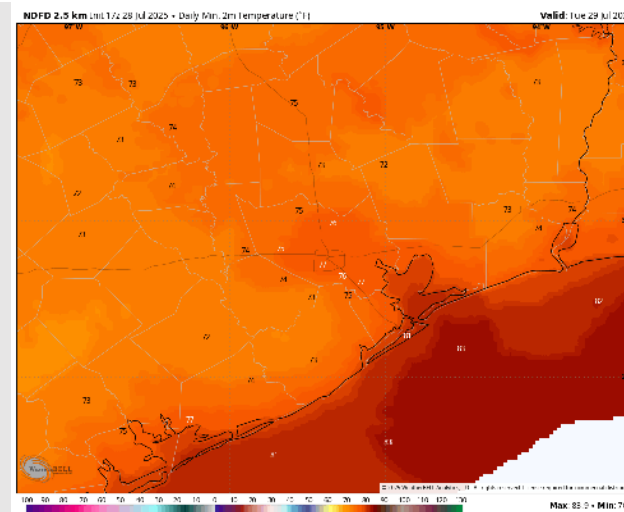
## Precip Image: 6 PM CT

HRRR 1km Ref & Type | MSLP (mb) | 1000-500mb Thickness (dam)  
RUN: 2025-07-28 12Z FH 011  
VALID: 2025-07-28 23:00Z

Synoptic Weather  
synopticwx.com [Beta](#)



Wind Speed:  
6 PM CT



Low Temps  
TUE AM

# Houston Pilots: TUE. 7/29/2025

## Forecast Discussion

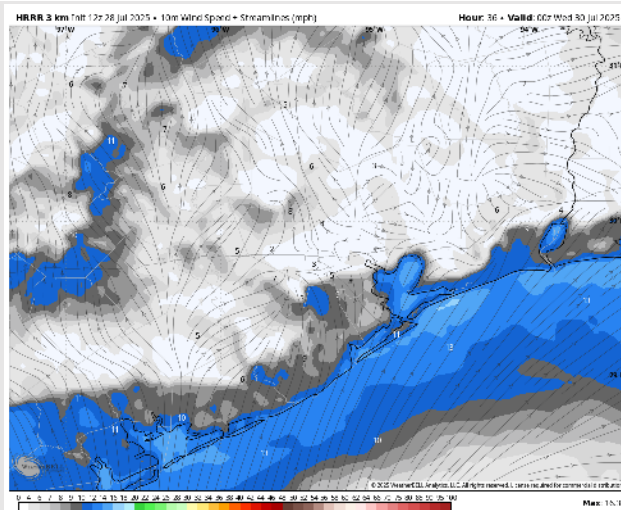
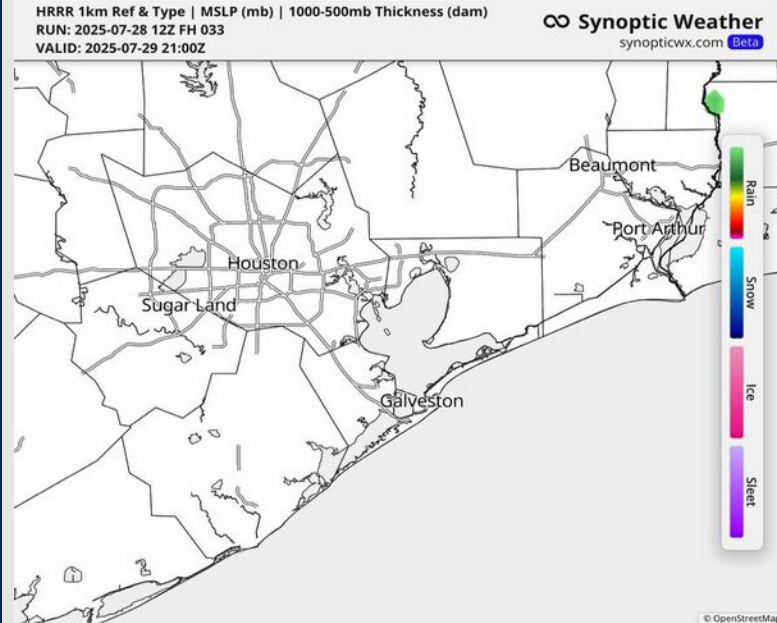
**Precip:** Favoring dry conditions for Tuesday.

**Wind:** Winds will be out of the NW until 1 PM when winds become variable. **N of Morgan's Point:** Winds will be at 3 – 6 kts. **S of Morgan's Point:** Winds will be at 5 – 12 kts.

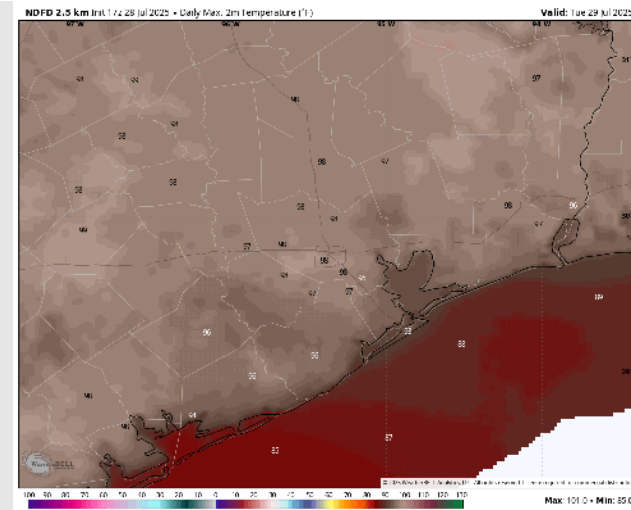
**High Temps:** **N of Morgan's Point:** High 90s F. **S of Morgan's Point:** High 80s to low 90s F.

**Visibility:** No visibility concerns Tuesday.

## Precip Image: 4 PM CT



Wind Speed:  
6 PM CT



High Temps  
Tuesday

# Houston Pilots: WED. 7/30/2025

## Forecast Discussion

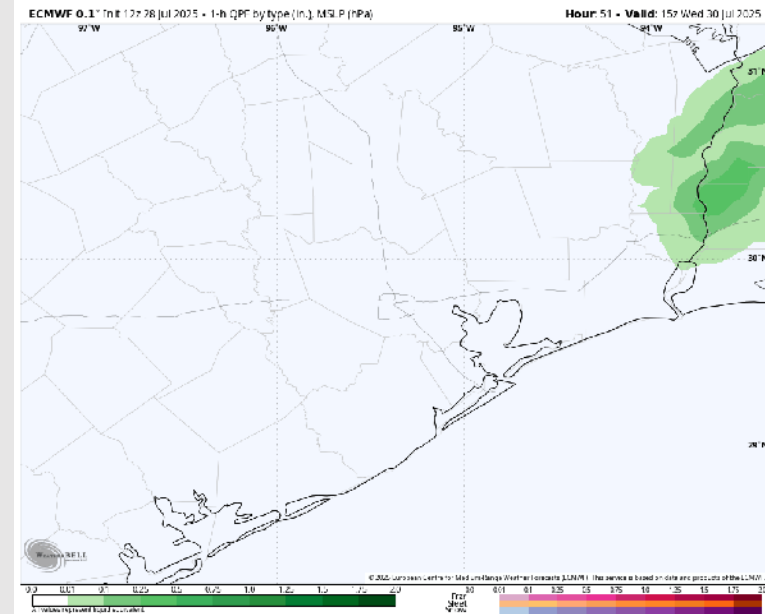
**Precip:** Favoring dry conditions Wednesday. Scattered showers and storms are favored to stay E of all Stations.

**Wind:** Winds will be from W until 2 PM when the wind shifts to blow from the SW. **N of Morgan's Point:** Winds will be at 3 – 7 kts. **S of Morgan's Point:** Winds will be at 6 – 14 kts. **Wind gusts S of Morgan's Point could get up to 20 kts after 6 PM.**

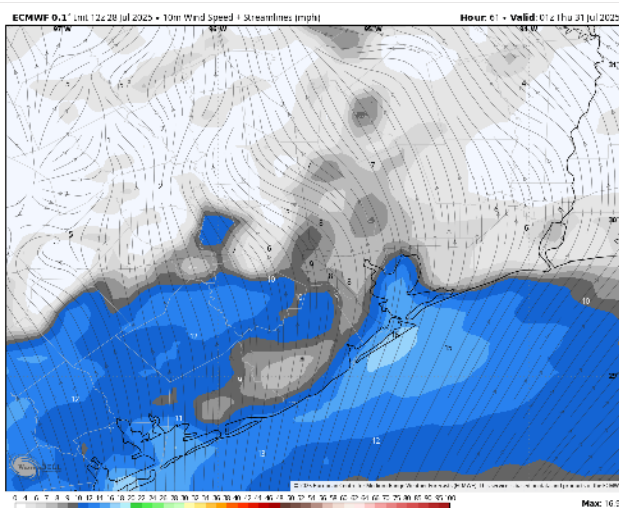
**High Temps:** **N of Morgan's Point:** Mid 90s F. **S of Morgan's Point:** Low 90s F.

**Visibility:** No visibility concerns Wednesday

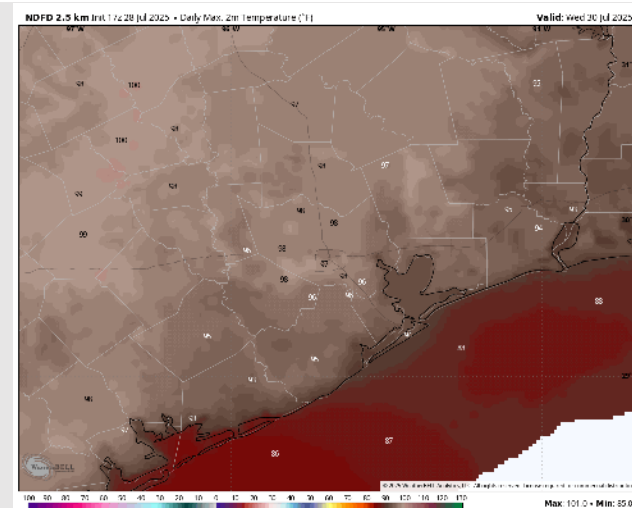
## Precip Image: 10 AM CT



**Wind Speed:**  
8 PM CT



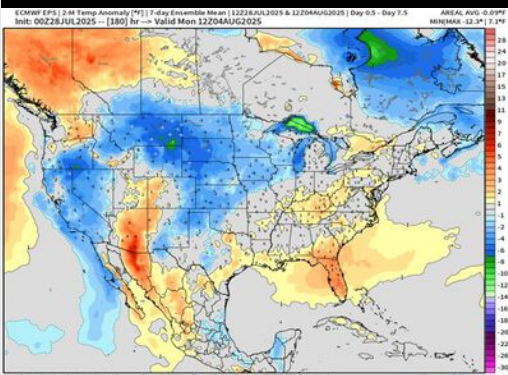
**High Temps**  
**Wednesday**



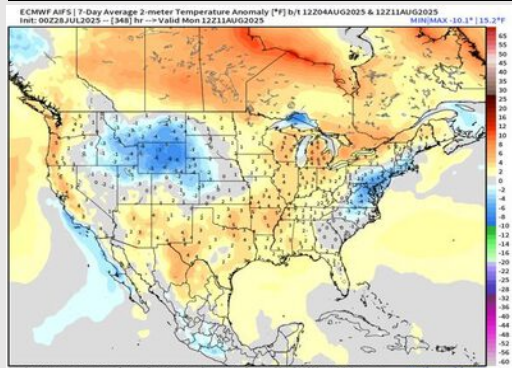


# Houston Pilots: 7/28/25

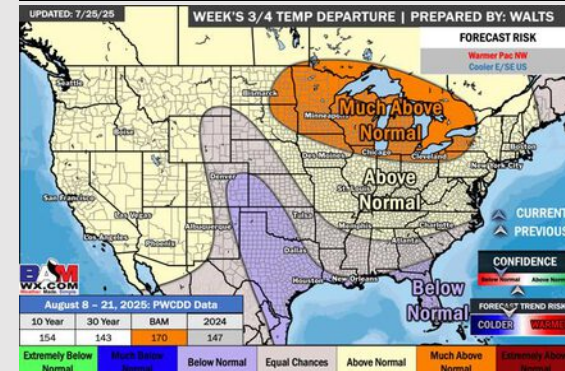
## Next 7 Day Temperature Departure



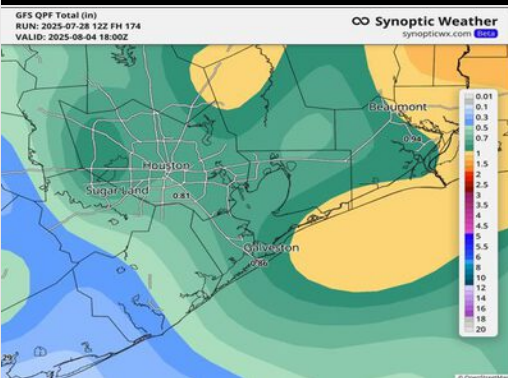
## 8-14 Day Temperature Departure



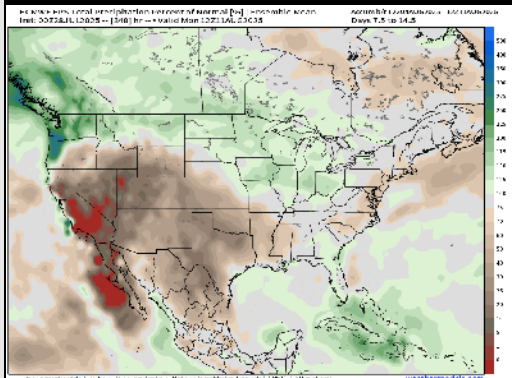
## 15-30 Day Temperature Departure



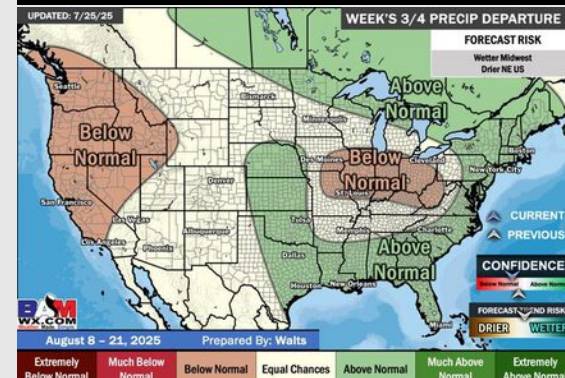
## Next 7 Day Total Precipitation



## 8-14 Day % of Average Precip.



## 15-30 Day % of Average Precip.



- Temps are expected to be above normal for the next 7 days with scattered rain chances late week.
- Above normal temps and above normal rain chances are favored for days 8 – 14.
- Below normal temperatures are favored for the start of August along with above normal rainfall chances.