

Houston Pilots Forecast Package

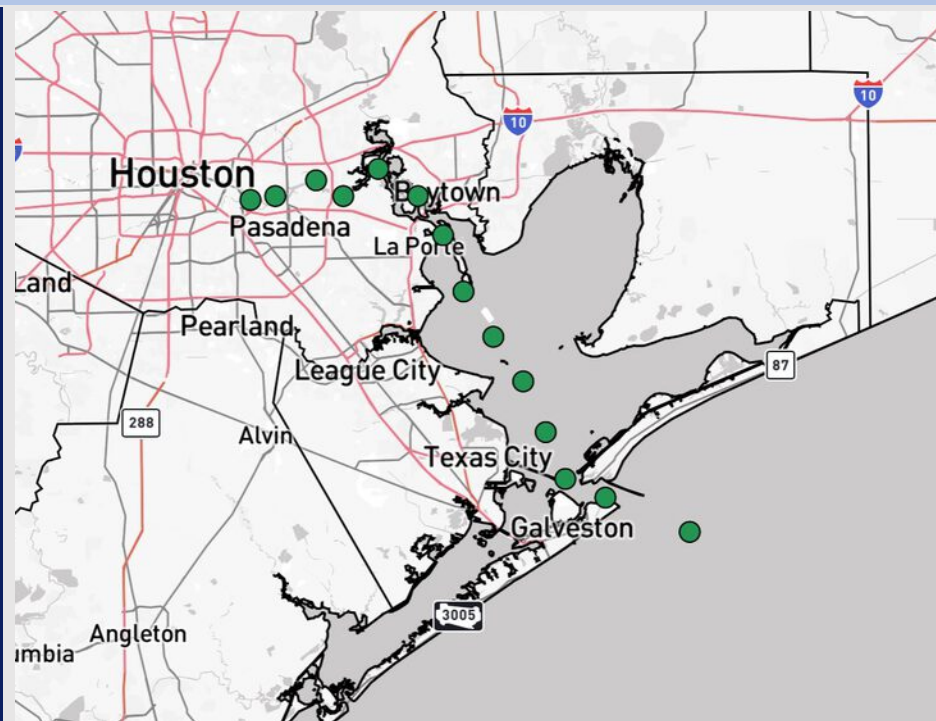


Updated: 11:00 PM CT
Saturday, July 26, 2025

Forecaster: Tyler Riggles

Weather Headlines

- Scattered showers and storms possible today. **Lightning and 20-25 kt gusts possible with any storms.**
- Non-thunderstorm winds generally calmer over the next 72 hours, rarely exceeding 11 kts.
- No tropical development favored over the next 7 days.



Current Radar: 10:51 PM CT

As always, please do not hesitate to reach out to us with any forecast questions at **(317)-560-8122**. **Press 1 for forecast questions.**

You can also access real-time forecast updates and 24/7 meteorological chat assistance on your **Clarity** app. Click [here](#) for login assistance.

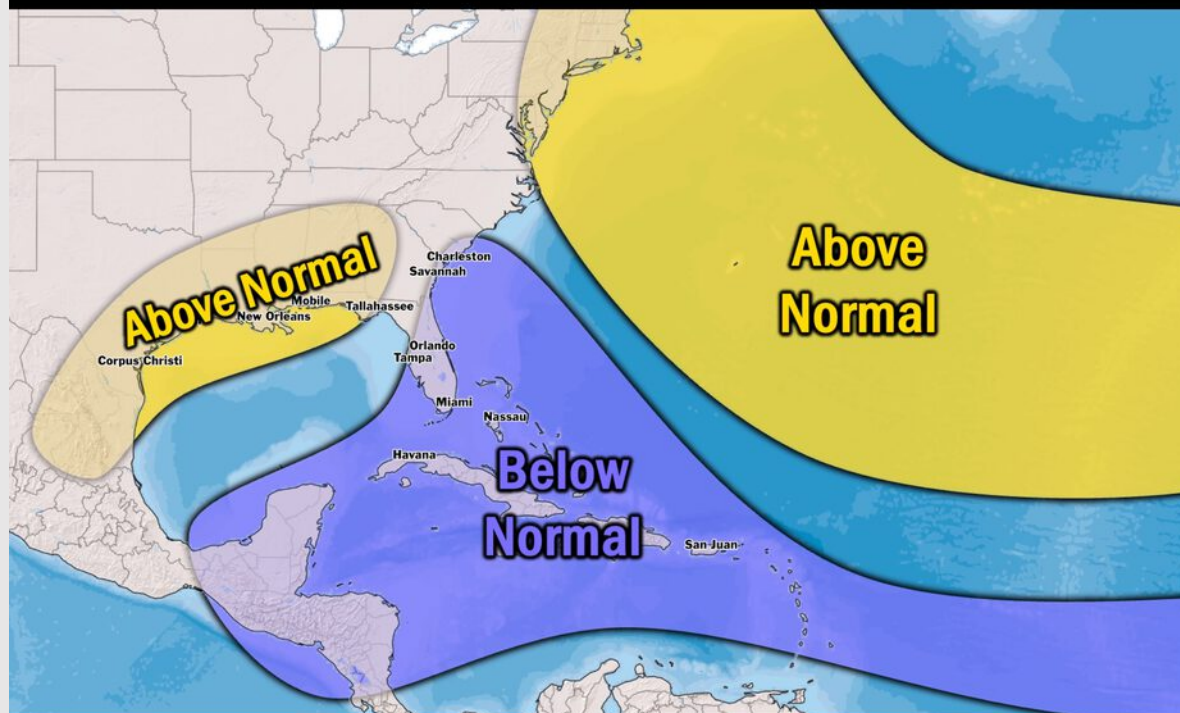


Houston Pilots Tropical Update

Seasonal Hurricane Outlook

2025 HURRICANE SEASON

Updated Issued: Wednesday, June 25, 2025



KEY SEASON NOTES

15 - 19

Named Storms
10 Year Avg: 17.8

6 - 9

Hurricanes
10 Year Avg: 8.2

2 - 4

Major Hurricanes
10 Year Avg: 3.8

Graphic to the left represents our favored seasonal outlook for the 2025 Hurricane Season. Conditions expected to be more favorable for tropical development within the Gulf this season.

No notable tropical development is expected over the next 7 days.

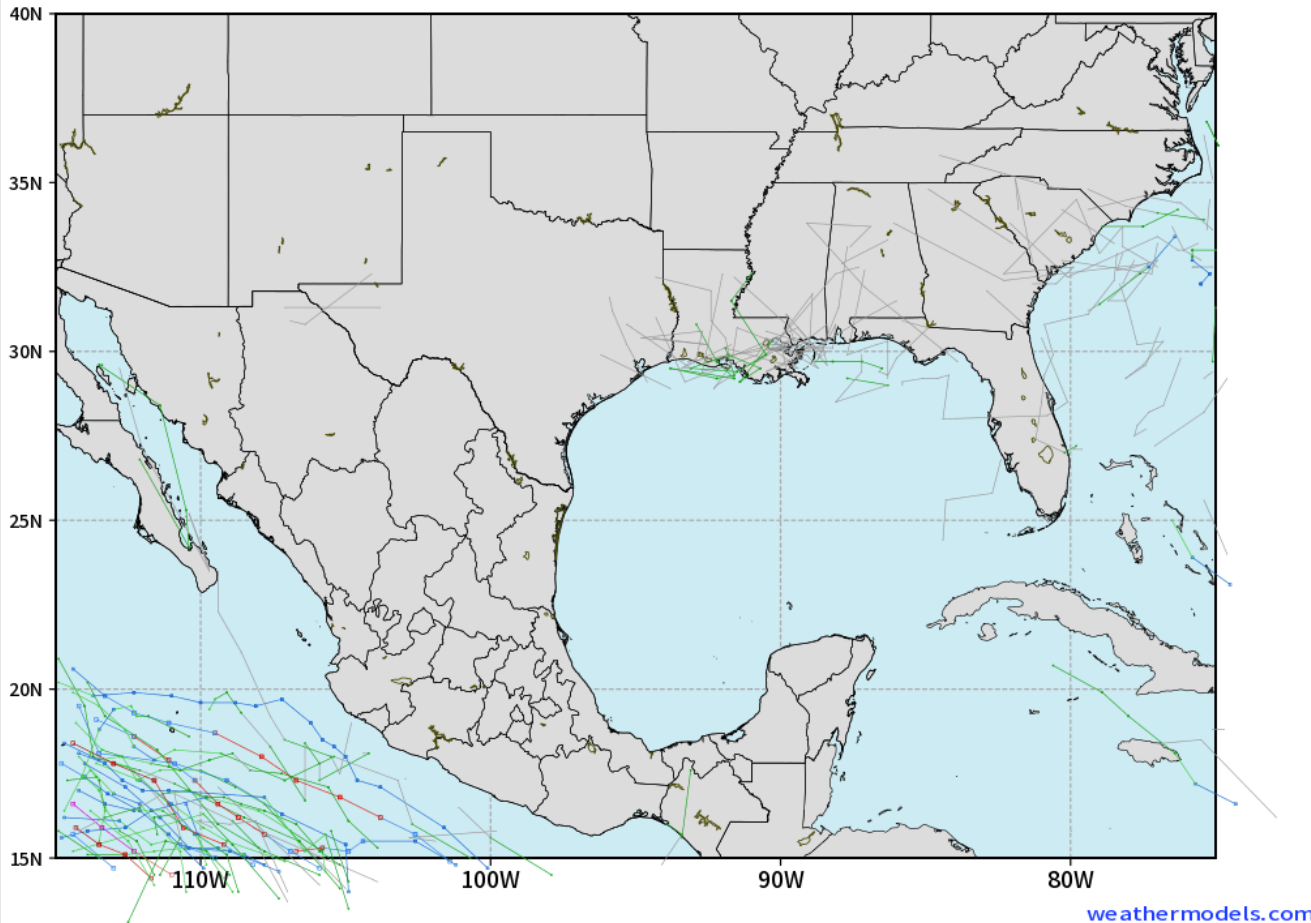
[Click here for the video!](#)

Houston Pilots Tropical Update

10-Day Tropical Outlook

ECMWF GULF EPS Cyclone Locations --> Next [10-days]
INIT: 12Z26JUL2025 --> UNTIL 12Z05AUG2025

o-o ENSEMBLE MEAN
o-o 1000 - 1010 hPa
o-o 980 - 999 hPa
o-o 960 - 979 hPa
o-o 950 - 959 hPa
o-o < 950 hPa



No tropical development favored over the next 7 days.

Houston Pilots Visibility Chart (miles)



Forecast Confidence

Above
Normal

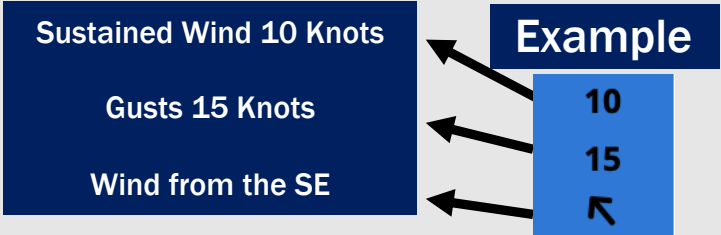


Below
Normal

Visibility	Sun 12 am	Sun 1 am	Sun 2 am	Sun 3 am	Sun 4 am	Sun 5 am	Sun 6 am	Sun 7 am	Sun 8 am	Sun 9 am	Sun 10 am	Sun 11 am	Sun 12 pm	Sun 1 pm	Sun 2 pm	Sun 3 pm	Sun 4 pm	Sun 5 pm	Sun 6 pm	Sun 7 pm	Sun 8 pm	Sun 9 pm	Sun 10 pm	Sun 11 pm
Houston Pilots N - 610 Bridge	10	10	10	10	10	10	10	10	10	10	10	10	10	10	10	10	10	10	10	10	10	10	10	10
Houston Pilots M - Kinder 1	10	10	10	10	10	10	10	10	10	10	10	10	10	10	10	10	10	10	10	10	10	10	10	10
Houston Pilots L - Greens Bayou	10	10	10	10	10	10	10	10	10	10	10	10	10	10	10	10	10	10	10	10	10	10	10	10
Houston Pilots K - Shell Crude	10	10	10	10	10	10	10	10	10	10	10	10	10	10	10	10	10	10	10	10	10	10	10	10
Houston Pilots J - Lynchburg Ferries	10	10	10	10	10	10	10	10	10	10	10	10	10	10	10	10	10	10	10	10	10	10	10	10
Houston Pilots I - Exxon 3	10	10	10	10	10	10	10	10	10	10	10	10	10	10	10	10	10	10	10	10	10	10	10	10
Houston Pilots H - Morgans Point	10	10	10	10	10	10	10	10	10	10	10	10	10	10	10	10	10	10	10	10	10	10	10	10
Houston Pilots G - 75/76	10	10	10	10	10	10	10	10	10	10	10	10	10	10	10	10	10	10	10	10	10	10	10	10
Houston Pilots F - 63/64	10	10	10	10	10	10	10	10	10	10	10	10	10	10	10	10	10	10	10	10	10	10	10	10
Houston Pilots E - 51/52	10	10	10	10	10	10	10	10	10	10	10	10	10	10	10	10	10	10	10	10	10	10	10	10
Houston Pilots D - 37/38	10	10	10	10	10	10	10	10	10	10	10	10	10	10	10	10	10	10	10	10	10	10	10	10
Houston Pilots C - 25/26	10	10	10	10	10	10	10	10	10	10	10	10	10	10	10	10	10	10	10	10	10	10	10	10
Houston Pilots B - 11/12	10	10	10	10	10	10	10	10	10	10	10	10	10	10	10	10	10	10	10	10	10	10	10	10
Houston Pilots A - 1 & 2 Bravo	10	10	10	10	10	10	10	10	10	10	10	10	10	10	10	10	10	10	10	10	10	10	10	10

NOTE: This is automated data that may/may not agree with the official BAM thinking that’s found on the daily slides or special visibility report slides. This data should be used as a guide only

Houston Pilots Wind Chart



Wind	Sun 12 am	Sun 1 am	Sun 2 am	Sun 3 am	Sun 4 am	Sun 5 am	Sun 6 am	Sun 7 am	Sun 8 am	Sun 9 am	Sun 10 am	Sun 11 am	Sun 12 pm	Sun 1 pm	Sun 2 pm	Sun 3 pm	Sun 4 pm	Sun 5 pm	Sun 6 pm	Sun 7 pm	Sun 8 pm	Sun 9 pm	Sun 10 pm	Sun 11 pm
Houston Pilots N - 610 Bridge	6 12 ↕	5 10 ↕	5 9 ↕	3 9 ↕	3 8 ↕	3 8 ↕	3 7 ↕	2 6 ↕	2 7 ↕	3 7 ↕	3 8 ↕	5 10 ↕	6 13 ↕	7 15 ↕	7 16 ↕	8 16 ↕	8 15 ↕	8 15 ↕	8 15 ↕	8 14 ↕	7 13 ↕	6 10 ↕	6 9 ↕	5 8 ↕
Houston Pilots M - Kinder 1	6 10 ↕	5 10 ↕	5 9 ↕	3 9 ↕	3 8 ↕	3 8 ↕	3 7 ↕	2 6 ↕	2 6 ↕	3 7 ↕	3 8 ↕	6 10 ↕	6 13 ↕	7 15 ↕	7 16 ↕	8 16 ↕	8 15 ↕	8 15 ↕	8 15 ↕	8 14 ↕	7 13 ↕	6 10 ↕	6 9 ↕	5 8 ↕
Houston Pilots L - Greens Bayou	5 10 ↕	5 9 ↕	5 9 ↕	3 8 ↕	3 8 ↕	3 7 ↕	3 6 ↕	2 6 ↕	2 6 ↕	3 7 ↕	3 7 ↕	5 10 ↕	6 13 ↕	7 15 ↕	8 16 ↕	8 16 ↕	8 15 ↕	8 15 ↕	8 14 ↕	7 14 ↕	7 12 ↕	6 10 ↕	5 9 ↕	3 8 ↕
Houston Pilots K - Shell Crude	6 10 ↕	5 10 ↕	5 9 ↕	3 8 ↕	3 8 ↕	3 7 ↕	3 6 ↕	2 6 ↕	2 6 ↕	3 7 ↕	3 7 ↕	5 10 ↕	6 13 ↕	7 15 ↕	8 16 ↕	8 16 ↕	8 15 ↕	8 15 ↕	8 14 ↕	8 14 ↕	7 12 ↕	6 10 ↕	5 9 ↕	3 8 ↕
Houston Pilots J - Lynchburg Ferries	5 10 ↕	5 9 ↕	3 9 ↕	3 8 ↕	3 8 ↕	3 7 ↕	2 6 ↕	2 5 ↕	2 6 ↕	2 6 ↕	3 7 ↕	5 9 ↕	6 13 ↕	7 15 ↕	8 16 ↕	8 16 ↕	8 15 ↕	8 15 ↕	8 14 ↕	7 14 ↕	7 12 ↕	6 10 ↕	5 9 ↕	3 8 ↕
Houston Pilots I - Exxon 3	10 15 ↕	10 14 ↕	10 14 ↕	9 13 ↕	8 13 ↕	8 12 ↕	7 10 ↕	6 9 ↕	6 8 ↕	6 9 ↕	7 9 ↕	8 12 ↕	8 13 ↕	9 15 ↕	10 16 ↕	10 17 ↕	10 17 ↕	10 16 ↕	10 16 ↕	10 15 ↕	10 15 ↕	10 14 ↕	9 13 ↕	8 12 ↕
Houston Pilots H - Morgans Point	10 15 ↕	10 15 ↕	10 15 ↕	9 14 ↕	8 13 ↕	8 12 ↕	7 10 ↕	6 9 ↕	6 8 ↕	6 9 ↕	7 10 ↕	8 12 ↕	8 13 ↕	9 15 ↕	10 16 ↕	10 17 ↕	10 17 ↕	10 16 ↕	10 16 ↕	10 15 ↕	10 14 ↕	10 14 ↕	9 13 ↕	8 12 ↕
Houston Pilots G - 75/76	12 17 ↕	12 17 ↕	12 17 ↕	10 16 ↕	10 15 ↕	10 15 ↕	9 13 ↕	8 12 ↕	8 10 ↕	8 12 ↕	8 13 ↕	8 14 ↕	8 14 ↕	9 15 ↕	10 17 ↕	10 17 ↕	10 17 ↕	10 16 ↕	10 16 ↕	10 16 ↕	10 15 ↕	10 15 ↕	9 13 ↕	8 12 ↕
Houston Pilots F - 63/64	12 17 ↕	12 17 ↕	12 17 ↕	12 16 ↕	10 15 ↕	10 15 ↕	9 14 ↕	8 13 ↕	8 12 ↕	8 12 ↕	8 13 ↕	8 14 ↕	8 14 ↕	8 15 ↕	9 16 ↕	10 17 ↕	10 16 ↕	10 16 ↕	10 16 ↕	10 15 ↕	10 15 ↕	9 14 ↕	9 13 ↕	8 12 ↕
Houston Pilots E - 51/52	13 17 ↕	13 18 ↕	13 18 ↕	12 17 ↕	12 16 ↕	10 16 ↕	10 15 ↕	9 14 ↕	8 13 ↕	8 13 ↕	8 14 ↕	9 14 ↕	9 15 ↕	9 15 ↕	9 16 ↕	10 17 ↕	10 16 ↕	10 16 ↕	10 16 ↕	10 15 ↕	10 15 ↕	10 14 ↕	9 13 ↕	8 12 ↕
Houston Pilots D - 37/38	13 18 ↕	13 18 ↕	13 18 ↕	12 17 ↕	12 16 ↕	10 16 ↕	10 15 ↕	9 14 ↕	8 13 ↕	8 13 ↕	9 14 ↕	9 15 ↕	9 15 ↕	9 15 ↕	9 16 ↕	10 16 ↕	10 16 ↕	10 15 ↕	10 15 ↕	10 15 ↕	10 14 ↕	10 14 ↕	9 13 ↕	8 12 ↕
Houston Pilots C - 25/26	12 17 ↕	12 17 ↕	12 17 ↕	12 16 ↕	10 15 ↕	10 16 ↕	10 15 ↕	9 14 ↕	8 13 ↕	8 13 ↕	9 14 ↕	9 14 ↕	9 14 ↕	9 15 ↕	9 16 ↕	9 16 ↕	9 16 ↕	9 15 ↕	9 15 ↕	9 15 ↕	9 14 ↕	9 14 ↕	9 13 ↕	8 12 ↕
Houston Pilots B - 11/12	10 16 ↕	10 16 ↕	10 17 ↕	9 16 ↕	9 15 ↕	9 15 ↕	8 15 ↕	8 14 ↕	8 13 ↕	8 13 ↕	8 14 ↕	8 14 ↕	8 14 ↕	8 15 ↕	9 15 ↕	9 15 ↕	8 15 ↕	8 15 ↕	8 14 ↕	8 14 ↕	8 14 ↕	8 14 ↕	8 13 ↕	8 12 ↕
Houston Pilots A - 1 & 2 Bravo	13 18 ↕	13 18 ↕	13 20 ↕	13 17 ↕	13 17 ↕	12 17 ↕	10 15 ↕	10 15 ↕	9 14 ↕	9 14 ↕	9 14 ↕	9 14 ↕	8 14 ↕	8 14 ↕	8 15 ↕	8 15 ↕	8 14 ↕	8 14 ↕	9 14 ↕	9 14 ↕	9 14 ↕	9 14 ↕	9 15 ↕	9 14 ↕

NOTE: This is automated data that may/may not agree with the official BAM thinking that's found on the daily slides.
This data should be used as a guide only.

Houston Pilots: SUN. 7/27/2025

Forecast Discussion

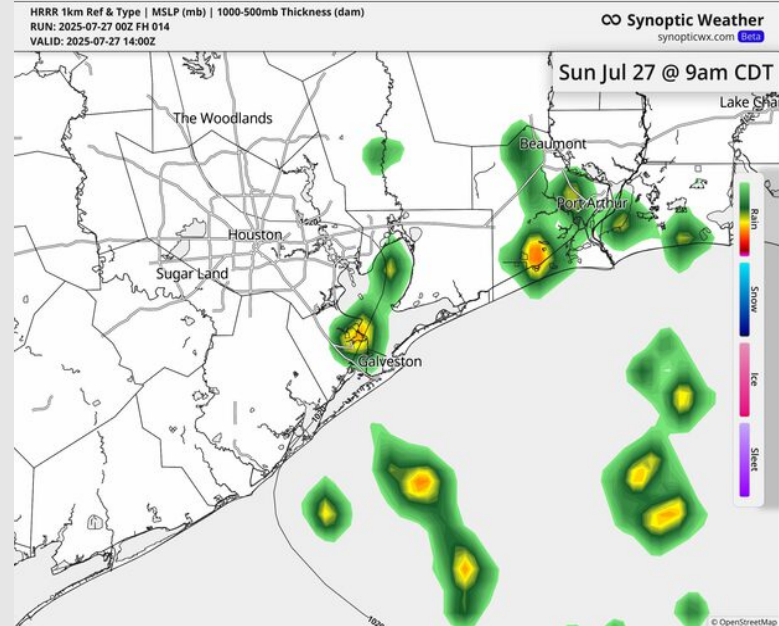
Precip: Scattered showers and storms will be possible from 8AM - 5PM today. **Storms will hold risks for lightning and 20-25 kt wind gusts.**

Wind: Winds will be from the SE today. **N of Morgan's Point:** Winds will be at 4 – 9 kts. **S of Morgan's Point:** Winds will be at 6 – 11 kts.

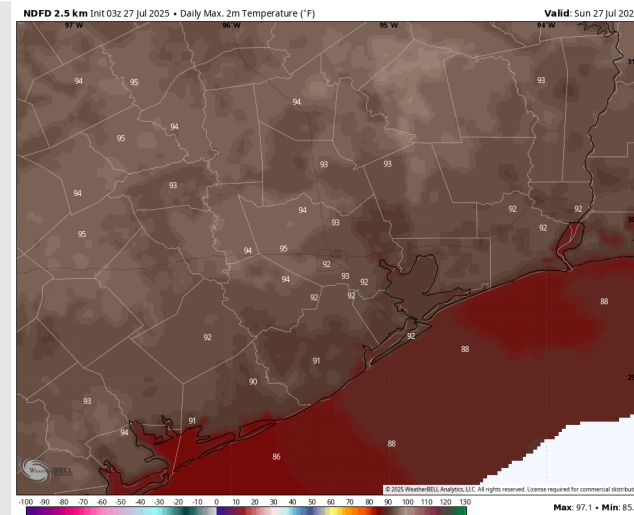
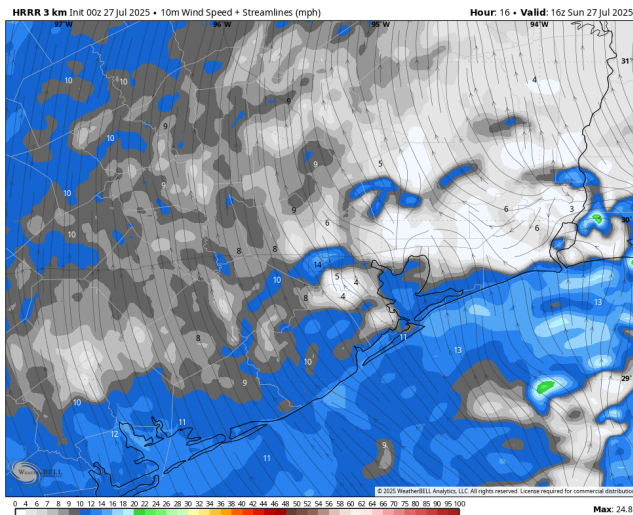
High Temps: **N of Morgan's Point:** Low 90s F. **S of Morgan's Point:** Low 90s F.

Visibility: No visibility concerns today.

Precip Image: 9 AM CT



Wind Speed:
11 AM CT



High Temps
Today

Houston Pilots: MON. 7/28/2025

Forecast Discussion

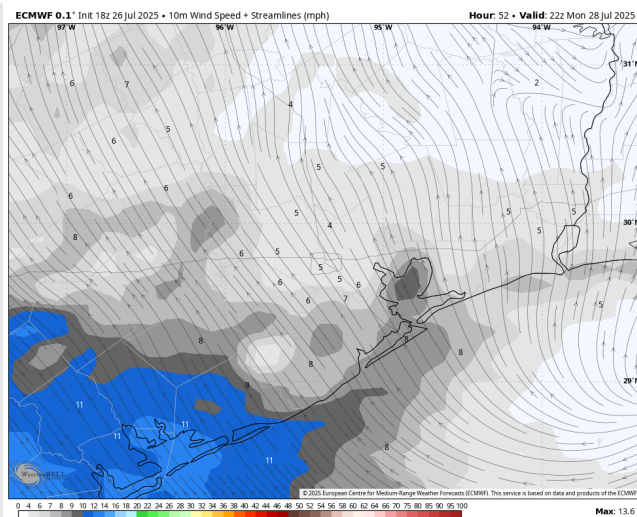
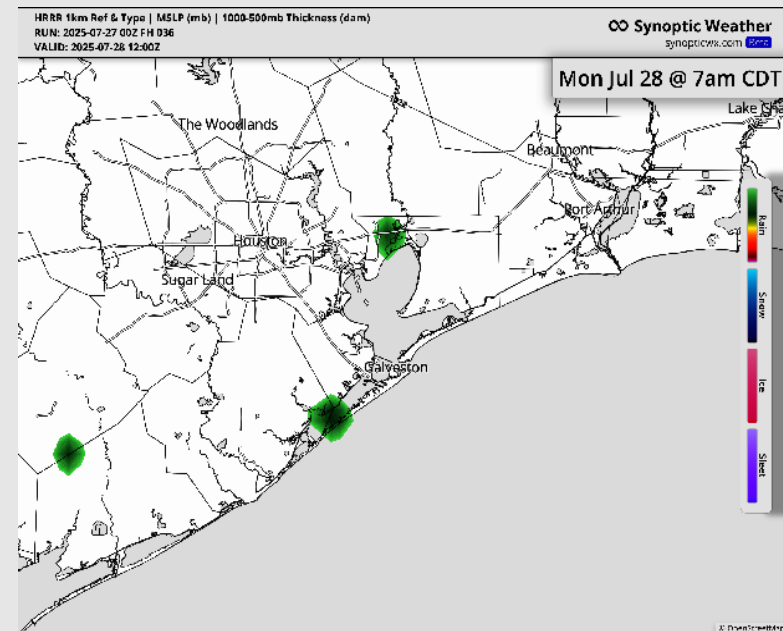
Precip: Isolated showers in play for Stations S of Morgan's Point between 5 – 9 AM but otherwise favoring dry conditions.

Wind: Winds will be variable through 2PM before settling out of the SE. **N of Morgan's Point:** Winds will be at 1 – 6 kts. **S of Morgan's Point:** Winds will be at 2 - 7 kts.


High Temps: **N of Morgan's Point:** Mid 90s F. **S of Morgan's Point:** Low 90s F.

Visibility: No visibility concerns Monday.

Precip Image: 7 AM CT



Wind Speed:
5 PM CT



High Temps
Monday

Houston Pilots: TUE. 7/29/2025

Forecast Discussion

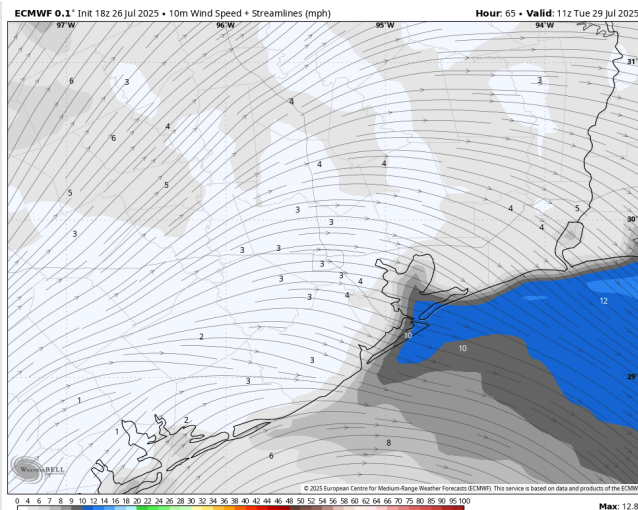
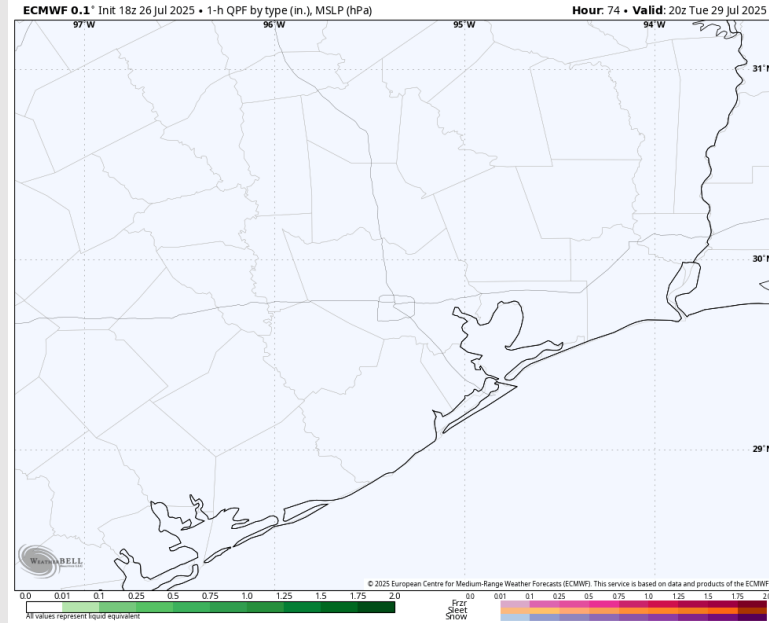
Precip: Favoring dry conditions for Tuesday.

Wind: Winds will be variable through 5 PM before settling out of the SE for the rest of the evening. **N of Morgan's Point:** Winds will be at 2 – 7 kts. **S of Morgan's Point:** Winds will be at 4 – 9 kts.

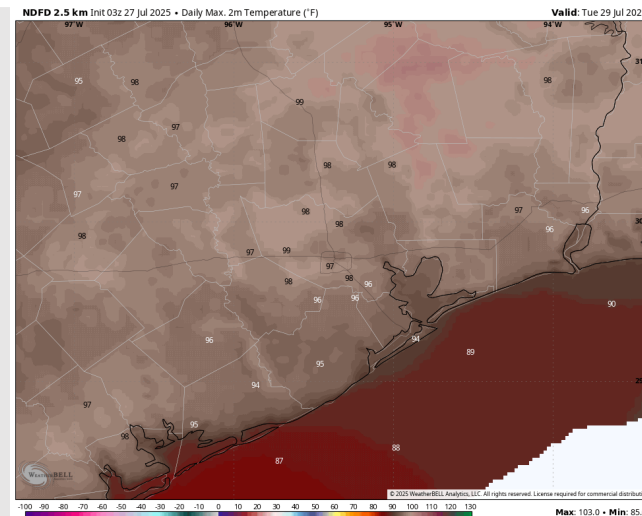
High Temps: **N of Morgan's Point:** High 90s F. **S of Morgan's Point:** Low 90s F.

Visibility: No visibility concerns Tuesday.

Precip Image: 3 PM CT



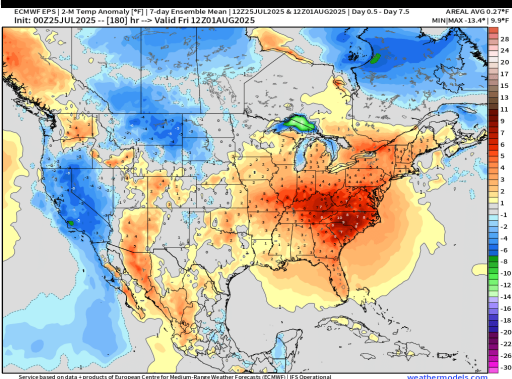
Wind Speed:
6 AM CT



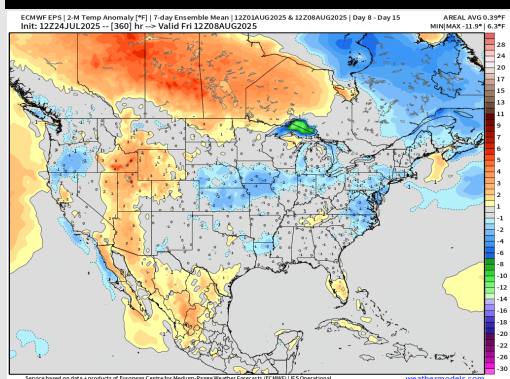
High Temps
Tuesday

Houston Pilots: 7/27/25

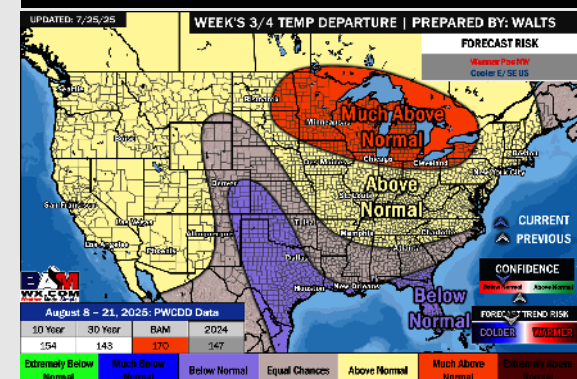
Next 7 Day Temperature Departure



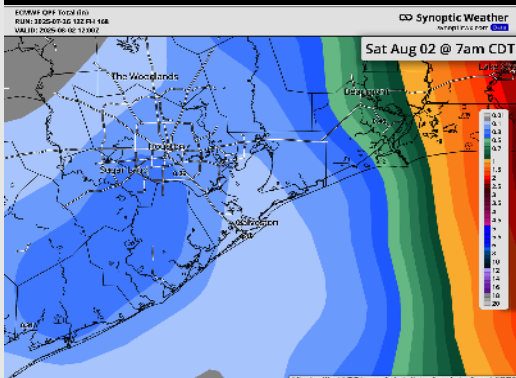
8-14 Day Temperature Departure



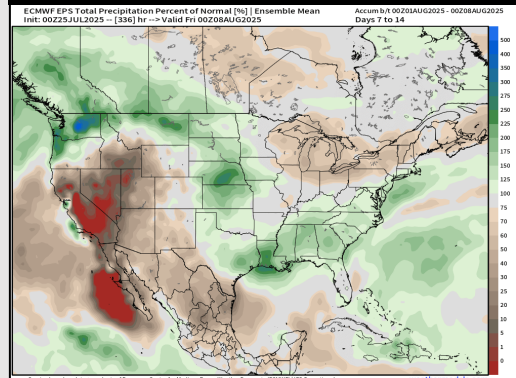
15-30 Day Temperature Departure



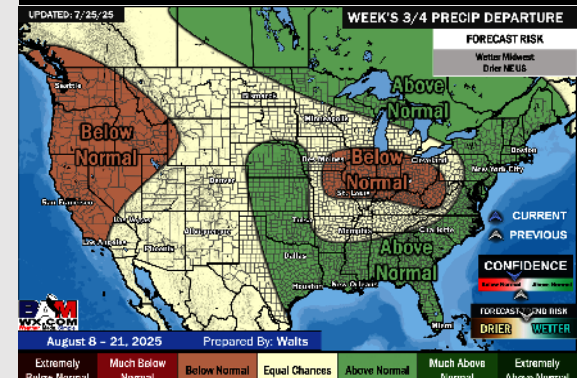
Next 7 Day Total Precipitation



8-14 Day % of Average Precip.



15-30 Day % of Average Precip.



- Temps are expected to be above normal for the next 7 days with rain chances possible into the weekend.
- Near normal temps and above normal rain chances are favored for days 8 – 14.
- Below normal temperatures are favored for the start of August along with above normal rainfall chances.