

Houston Pilots Forecast Package



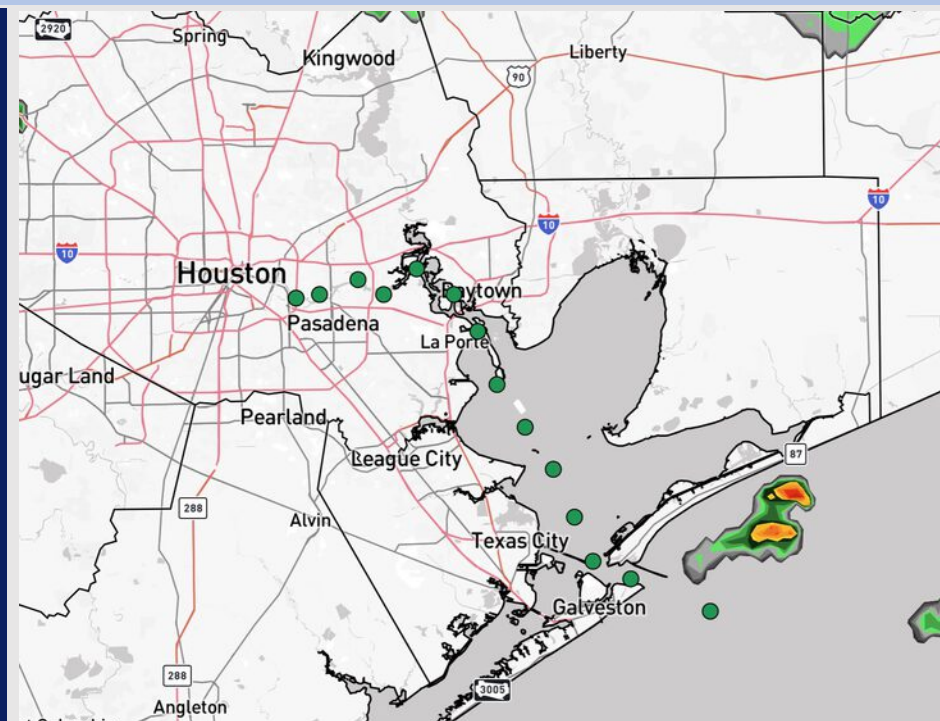
Updated: 10:40 PM CT

Friday, July 25, 2025

Forecaster: Jakeb Wagner

Weather Headlines

- Scattered showers and storms will be possible from 6AM – 12PM and 2PM - 6PM today.
- Winds will be at 20 – 25 kts from 6AM – 9AM today for stations S of Morgan's Point. Wave heights may briefly reach 4 – 5 feet.
- Currently monitoring low-end tropical development today and this weekend. **See tropical outlook slide for more information.**



Current Radar: 10:40 PM CT

As always, please do not hesitate to reach out to us with any forecast questions at **(317)-560-8122**. **Press 1 for forecast questions.**

You can also access real-time forecast updates and 24/7 meteorological chat assistance on your **Clarity app. Click [here](#) for login assistance.**

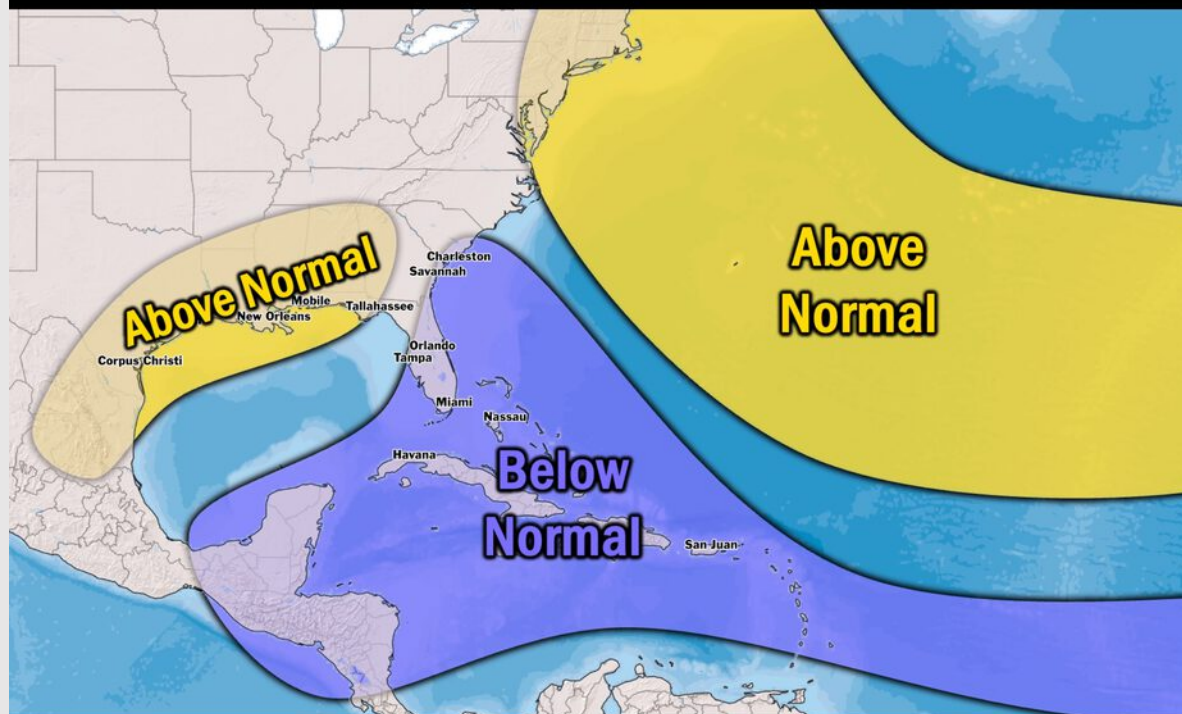


Houston Pilots Tropical Update

Seasonal Hurricane Outlook

2025 HURRICANE SEASON

Updated Issued: Wednesday, June 25, 2025



KEY SEASON NOTES

15 - 19

Named Storms
10 Year Avg: 17.8

6 - 9

Hurricanes
10 Year Avg: 8.2

2 - 4

Major Hurricanes
10 Year Avg: 3.8

Graphic to the left represents our favored seasonal outlook for the 2025 Hurricane Season. Conditions expected to be more favorable for tropical development within the Gulf this season.

No notable tropical development is expected over the next 7 days.

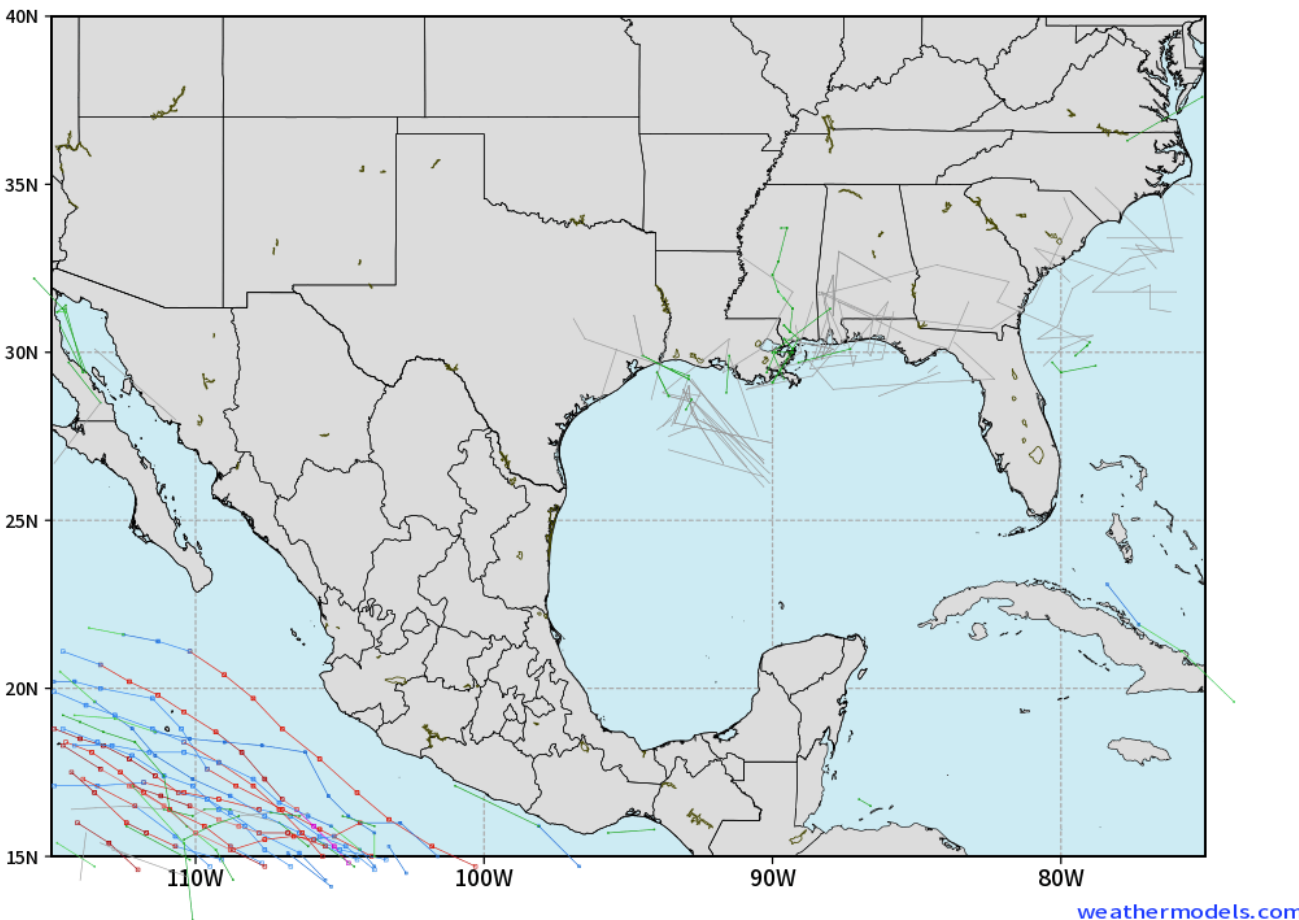
[Click here for the video!](#)

Houston Pilots Tropical Update

10-Day Tropical Outlook

ECMWF GULF EPS Cyclone Locations --> Next [10-days]
INIT: 00Z25JUL2025 --> UNTIL 00Z04AUG2025

o-o ENSEMBLE MEAN
o-o 1000 - 1010 hPa
o-o 980 - 999 hPa
o-o 960 - 979 hPa
o-o 950 - 959 hPa
o-o < 950 hPa



Currently monitoring a low-end risk of tropical development this weekend. Preliminary outlooks show this system moving in/near Houston today.

Regardless of tropical status, this system will likely provide rain and storm chances to all stations as it moves in today. Further updates to come as we monitor this potential system!

Houston Pilots Visibility Chart (miles)



Visibility	Sat 12 am	Sat 1 am	Sat 2 am	Sat 3 am	Sat 4 am	Sat 5 am	Sat 6 am	Sat 7 am	Sat 8 am	Sat 9 am	Sat 10 am	Sat 11 am	Sat 12 pm	Sat 1 pm	Sat 2 pm	Sat 3 pm	Sat 4 pm	Sat 5 pm	Sat 6 pm	Sat 7 pm	Sat 8 pm	Sat 9 pm	Sat 10 pm	Sat 11 pm
Houston Pilots N - 610 Bridge	2.5	2.5	10	10	2.9	6.9	10	10	10	10	10	10	10	10	10	10	10	7.9	10	10	2	9	10	10
Houston Pilots M - Kinder 1	2.5	2.9	10	10	8	6.9	10	10	10	10	10	10	10	10	10	10	10	10	10	10	10	9	10	10
Houston Pilots L - Greens Bayou	9	10	10	10	8	9	10	10	10	10	10	10	10	10	10	10	10	10	10	10	10	10	10	10
Houston Pilots K - Shell Crude	10	10	10	10	9	9	10	10	10	10	10	10	10	10	10	10	10	10	10	10	10	10	10	10
Houston Pilots J - Lynchburg Ferries	4.9	9	10	10	8	8	10	10	10	10	10	10	10	10	10	10	10	10	10	10	10	10	10	10
Houston Pilots I - Exxon 3	10	10	10	10	9	9	10	10	10	10	10	10	10	10	10	10	10	10	10	10	10	10	10	10
Houston Pilots H - Morgans Point	10	10	10	10	10	10	10	10	10	10	6.9	10	10	10	10	10	10	10	10	10	10	10	10	10
Houston Pilots G - 75/76	10	10	10	10	10	10	10	10	10	10	6.9	10	10	10	10	10	10	10	10	10	10	10	10	10
Houston Pilots F - 63/64	10	10	10	10	10	10	10	10	10	10	6.9	6.9	10	10	10	10	10	10	10	10	10	10	10	10
Houston Pilots E - 51/52	10	10	10	10	10	10	10	10	10	10	10	6.9	10	10	10	10	10	10	10	10	10	10	10	10
Houston Pilots D - 37/38	10	10	10	10	10	10	10	10	10	10	10	6.9	10	10	10	10	10	10	10	10	10	10	10	10
Houston Pilots C - 25/26	10	10	10	10	10	10	10	10	10	10	10	10	10	10	10	10	10	10	10	10	10	10	10	10
Houston Pilots B - 11/12	10	10	10	10	10	10	10	10	10	10	10	10	10	10	10	10	10	10	10	10	10	10	10	10
Houston Pilots A - 1 & 2 Bravo	10	10	10	10	10	10	10	10	10	10	10	10	10	10	10	10	10	10	10	10	10	10	10	10

NOTE: This is automated data that may/may not agree with the official BAM thinking that's found on the daily slides or special visibility report slides. This data should be used as a guide only

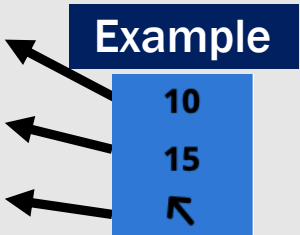
Houston Pilots Wind Chart



Forecast Confidence



Sustained Wind 10 Knots
Gusts 15 Knots
Wind from the SE



Wind	Sat 12 am	Sat 1 am	Sat 2 am	Sat 3 am	Sat 4 am	Sat 5 am	Sat 6 am	Sat 7 am	Sat 8 am	Sat 9 am	Sat 10 am	Sat 11 am	Sat 12 pm	Sat 1 pm	Sat 2 pm	Sat 3 pm	Sat 4 pm	Sat 5 pm	Sat 6 pm	Sat 7 pm	Sat 8 pm	Sat 9 pm	Sat 10 pm	Sat 11 pm
Houston Pilots N - 610 Bridge	2 6 ↖	3 6 ↖	3 7 ↖	3 7 ↖	3 8 ↑	5 9 ↑	5 10 ↑	5 10 ↑	6 10 ↗	6 10 ↗	6 12 ↗	6 13 ↑	8 15 ↑	8 16 ↑	8 17 ↑	8 18 ↗	8 18 ↑	8 18 ↑	8 17 ↑	8 16 ↑	8 16 ↑	7 14 ↖	6 13 ↖	6 13 ↖
Houston Pilots M - Kinder 1	2 6 ↖	3 6 ↖	3 7 ↖	3 7 ↖	3 8 ↑	5 9 ↑	5 10 ↑	5 10 ↑	6 10 ↗	6 10 ↗	6 12 ↗	6 13 ↑	8 15 ↑	8 16 ↑	8 17 ↑	8 17 ↗	8 18 ↑	8 18 ↑	8 17 ↑	8 16 ↑	8 16 ↑	7 14 ↖	6 13 ↖	6 13 ↖
Houston Pilots L - Greens Bayou	2 6 ↖	2 6 ↖	3 7 ↖	3 7 ↖	3 8 ↑	5 9 ↑	5 9 ↑	5 10 ↑	6 10 ↗	6 10 ↗	6 12 ↗	6 13 ↑	8 15 ↑	8 16 ↑	8 17 ↑	8 17 ↗	8 18 ↑	8 18 ↑	8 17 ↑	8 16 ↑	8 16 ↑	7 14 ↖	6 13 ↖	6 13 ↖
Houston Pilots K - Shell Crude	2 6 ↖	2 6 ↖	3 7 ↖	3 7 ↖	3 8 ↑	5 9 ↑	5 9 ↑	5 10 ↑	6 10 ↗	6 10 ↗	6 12 ↗	6 13 ↑	8 15 ↑	8 16 ↑	8 17 ↑	9 18 ↗	9 18 ↑	8 18 ↑	8 17 ↑	8 16 ↑	8 16 ↑	7 14 ↖	6 13 ↖	6 13 ↖
Houston Pilots J - Lynchburg Ferries	2 6 ↖	2 6 ↖	2 6 ↖	3 7 ↖	3 7 ↑	3 9 ↑	3 9 ↑	5 9 ↑	5 10 ↗	5 10 ↗	6 12 ↗	6 13 ↑	8 15 ↑	8 16 ↑	8 17 ↑	9 18 ↑	9 18 ↑	9 18 ↑	8 17 ↑	8 16 ↑	8 16 ↑	7 14 ↖	6 13 ↖	6 13 ↖
Houston Pilots I - Exxon 3	6 9 ↖	6 9 ↖	7 9 ↖	7 10 ↖	8 12 ↑	9 13 ↑	9 14 ↑	9 14 ↑	9 14 ↗	9 14 ↗	9 14 ↗	9 15 ↑	10 15 ↑	10 17 ↑	10 18 ↑	12 20 ↑	12 20 ↑	12 20 ↑	13 18 ↑	13 18 ↑	12 17 ↑	12 16 ↖	10 15 ↖	10 15 ↖
Houston Pilots H - Morgans Point	6 9 ↖	6 9 ↖	7 9 ↑	8 10 ↑	8 12 ↑	9 13 ↑	9 14 ↑	9 14 ↑	9 14 ↗	9 14 ↗	9 14 ↗	9 15 ↑	10 16 ↑	10 17 ↑	10 18 ↑	12 20 ↑	13 20 ↑	13 20 ↑	13 18 ↑	13 18 ↑	13 17 ↑	12 17 ↑	12 16 ↖	10 15 ↖
Houston Pilots G - 75/76	8 10 ↖	8 10 ↑	8 12 ↑	8 13 ↑	10 14 ↑	10 15 ↑	10 15 ↑	10 15 ↑	10 16 ↗	10 16 ↗	10 16 ↗	10 16 ↗	10 17 ↗	10 18 ↗	12 20 ↑	12 20 ↑	13 20 ↑	13 20 ↑	13 20 ↑	13 20 ↑	13 18 ↑	13 18 ↑	13 18 ↑	13 17 ↑
Houston Pilots F - 63/64	8 10 ↑	8 12 ↑	8 12 ↑	9 13 ↑	10 14 ↑	10 16 ↑	10 15 ↑	10 15 ↑	10 16 ↗	10 16 ↗	10 16 ↗	10 16 ↗	10 17 ↗	10 18 ↗	10 18 ↑	12 20 ↑	13 20 ↑	13 20 ↑	13 20 ↑	13 20 ↑	13 18 ↑	13 18 ↑	13 17 ↑	13 17 ↑
Houston Pilots E - 51/52	8 12 ↑	8 12 ↑	8 13 ↑	9 14 ↑	10 15 ↑	12 16 ↑	12 16 ↑	12 16 ↑	12 17 ↗	12 17 ↗	12 17 ↗	12 17 ↗	12 17 ↗	12 18 ↗	12 20 ↑	13 20 ↑	13 20 ↑	13 20 ↑	13 20 ↑	13 20 ↑	13 18 ↑	13 18 ↑	13 18 ↑	13 18 ↑
Houston Pilots D - 37/38	8 12 ↑	8 13 ↑	9 13 ↑	10 14 ↑	10 16 ↑	12 17 ↑	12 17 ↑	13 17 ↑	13 17 ↑	13 17 ↑	13 17 ↑	13 18 ↑	13 18 ↑	13 18 ↑	13 20 ↑	13 20 ↑	13 20 ↑	13 20 ↑	13 20 ↑	13 18 ↑	13 17 ↑	13 18 ↑	13 18 ↑	13 18 ↑
Houston Pilots C - 25/26	8 12 ↑	8 13 ↑	9 13 ↑	9 14 ↑	10 15 ↑	12 16 ↑	12 16 ↑	12 17 ↑	13 17 ↑	13 17 ↑	13 17 ↑	13 18 ↑	13 18 ↑	13 18 ↑	13 20 ↑	13 20 ↑	13 20 ↑	13 20 ↑	13 18 ↑	13 17 ↑	12 17 ↑	12 17 ↑	12 17 ↑	12 17 ↑
Houston Pilots B - 11/12	7 12 ↗	8 13 ↗	8 13 ↗	8 14 ↑	9 15 ↑	10 16 ↑	10 16 ↑	10 17 ↑	10 17 ↑	10 17 ↑	10 17 ↑	12 18 ↑	12 18 ↑	12 18 ↑	12 18 ↑	12 18 ↑	12 20 ↑	12 20 ↑	12 17 ↑	10 17 ↑	10 17 ↑	10 17 ↑	10 17 ↑	10 17 ↑
Houston Pilots A - 1 & 2 Bravo	10 14 ↗	10 15 ↗	10 16 ↑	12 17 ↑	13 17 ↑	13 18 ↑	14 20 ↑	14 20 ↑	14 20 ↑	14 20 ↑	13 20 ↑	13 20 ↑	13 20 ↑	13 20 ↑	13 20 ↑	13 20 ↑	13 20 ↑	13 20 ↑	13 18 ↑	13 18 ↑	12 17 ↑	13 18 ↑	13 18 ↑	13 18 ↑

NOTE: This is automated data that may/may not agree with the official BAM thinking that's found on the daily slides.
This data should be used as a guide only.

Houston Pilots: SAT. 7/26/2025

Forecast Discussion

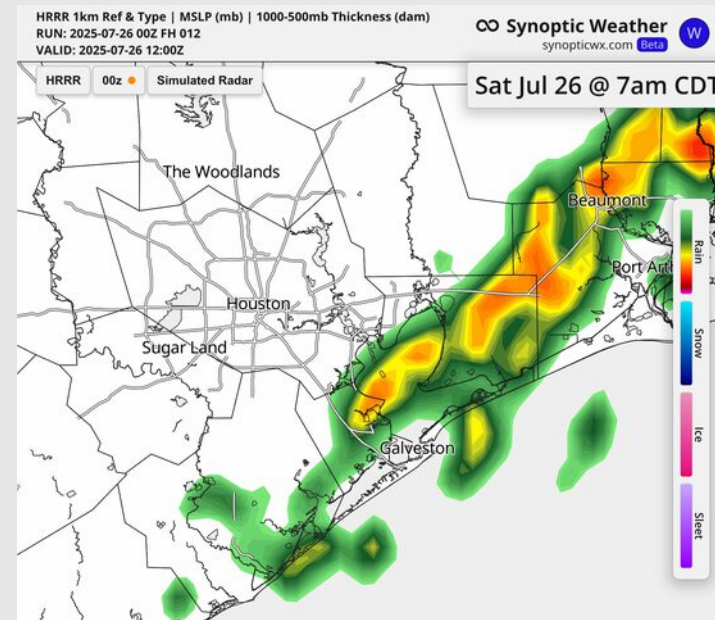
Precip: Scattered showers and storms will be possible from 6AM – 12PM and 2PM - 6PM today. **A few storms will contain frequent lightning, gusty winds of 30+ kts, and heavy downpours.**

Wind: Winds will be out of the S/SW today. **N of Morgan's Point:** Winds will be at 5 – 10 kts. **S of Morgan's Point:** **Winds will be at 20 – 25 kts from 6AM – 9AM** and will transition to 10 – 15 kts the remainder of the day.

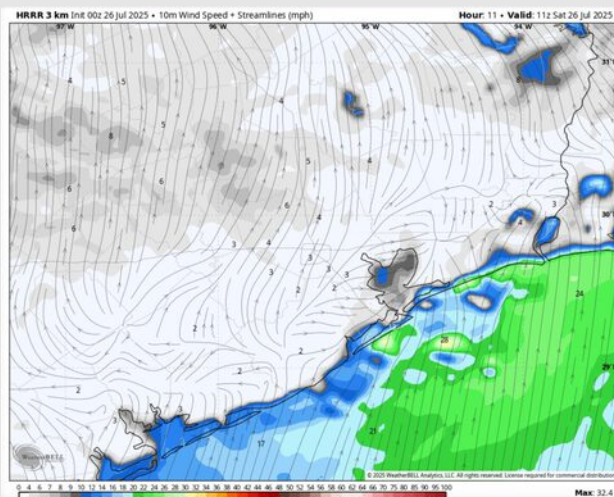
High Temps: **N of Morgan's Point:** Low 90s F. **S of Morgan's Point:** High 80s F.

Visibility: No fog concerns today, however, heavy downpours may limit visibility.

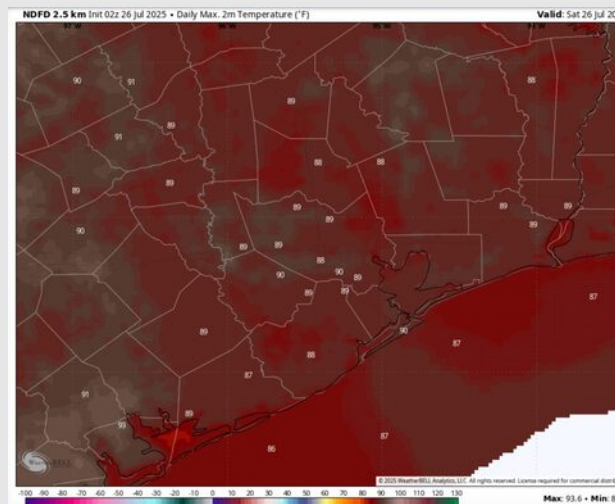
Precip Image: 7 AM CT



Wind Speed:
6 AM CT



High Temps
Today



Houston Pilots: SUN. 7/27/2025

Forecast Discussion

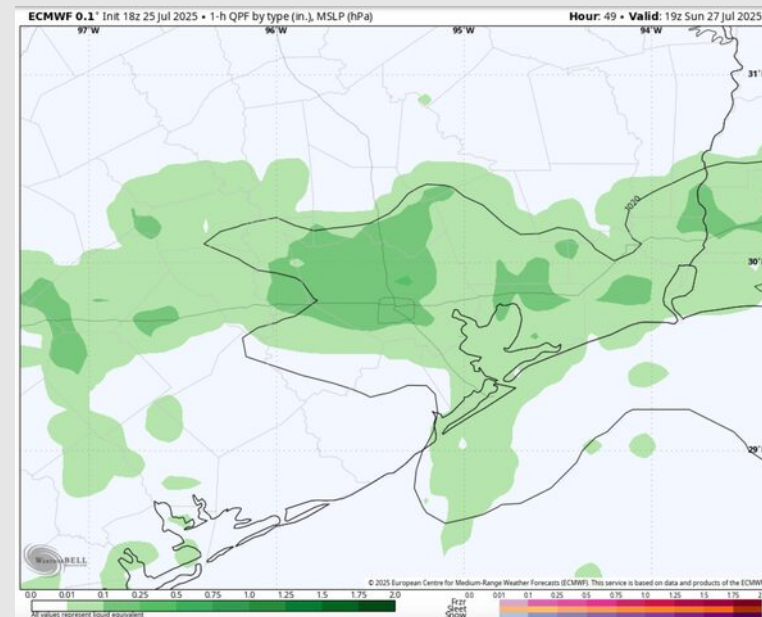
Precip: Scattered showers and storms will be possible from 12PM - 5PM Sunday.

Wind: Winds will be from the SE Sunday. **N of Morgan's Point:** Winds will be at 2 – 7 kts. **S of Morgan's Point:** Winds will be at 5 – 10 kts.

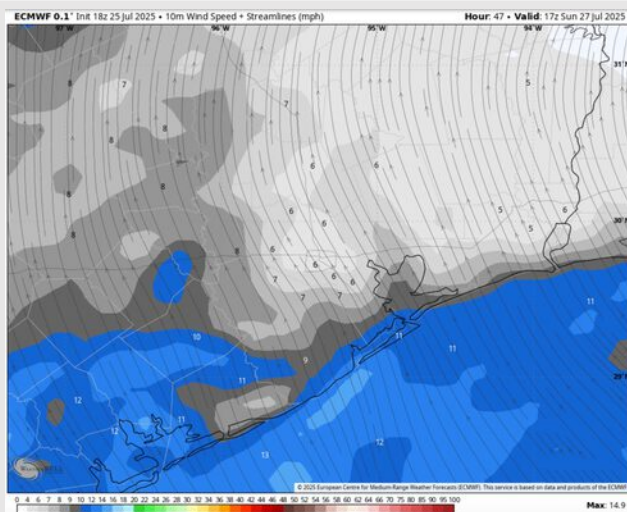
High Temps: **N of Morgan's Point:** Low 90s F. **S of Morgan's Point:** Low 90s F.

Visibility: No visibility concerns Sunday.

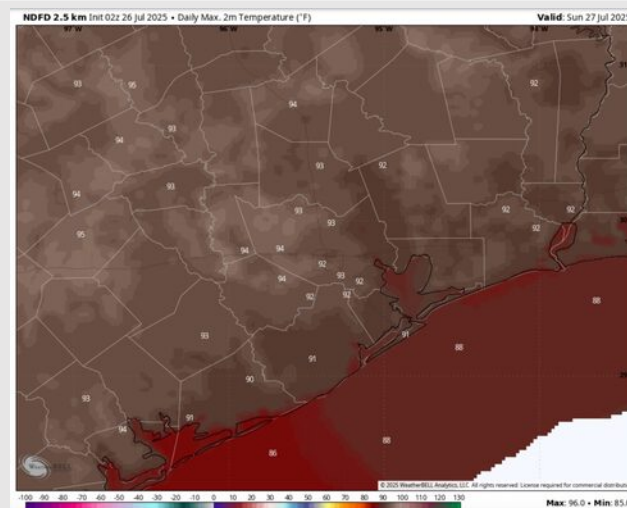
Precip Image: 2 PM CT



Wind Speed:
12 PM CT



High Temps
Sunday



Houston Pilots: MON. 7/28/2025

Forecast Discussion

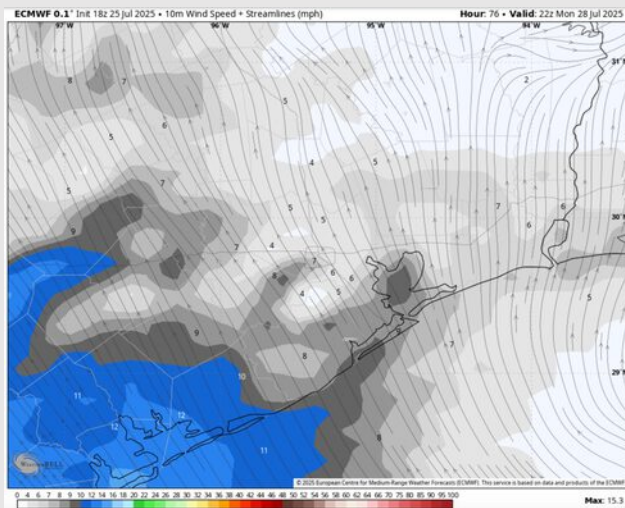
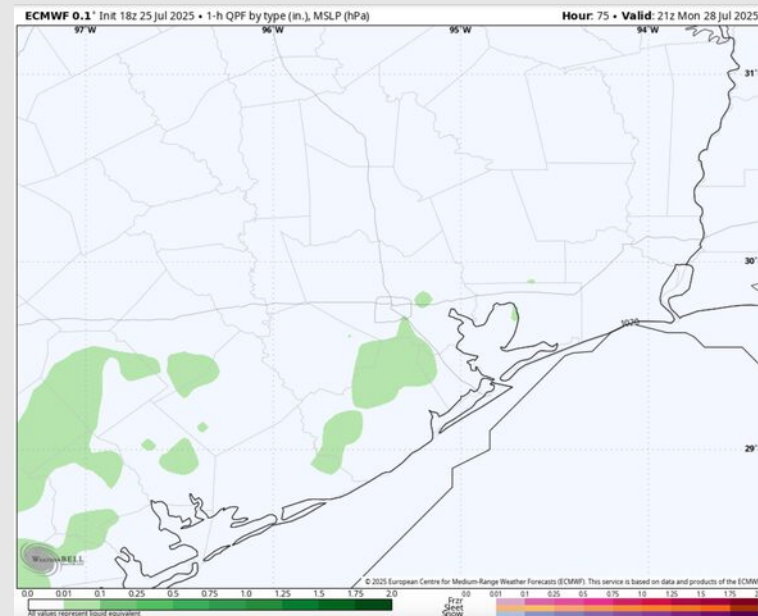
Precip: Isolated showers will be possible from 2PM – 6PM Monday.

Wind: Winds will be variable until 2PM when winds blow generally from the SE. **N of Morgan's Point:** Winds will be at 1 – 6 kts. **S of Morgan's Point:** Winds will be at 3 - 8 kts.

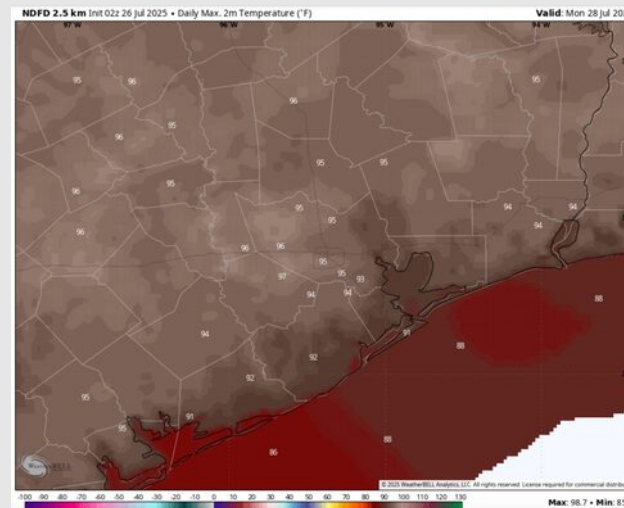
High Temps: **N of Morgan's Point:** Mid 90s F. **S of Morgan's Point:** Low 90s F.

Visibility: No visibility concerns Monday.

Precip Image: 4 PM CT



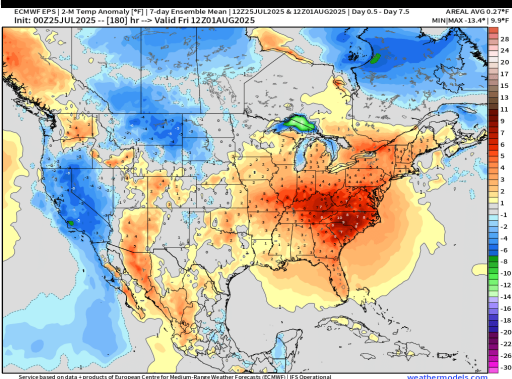
Wind Speed:
5 PM CT



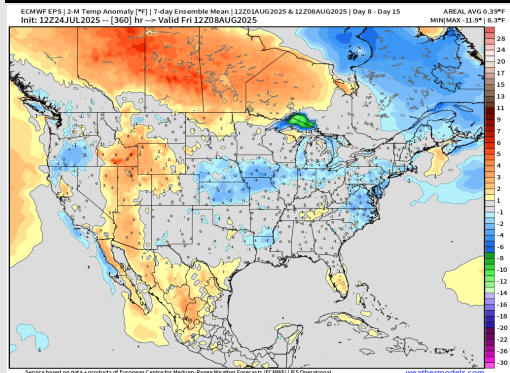
High Temps
Monday

Houston Pilots: 7/26/25

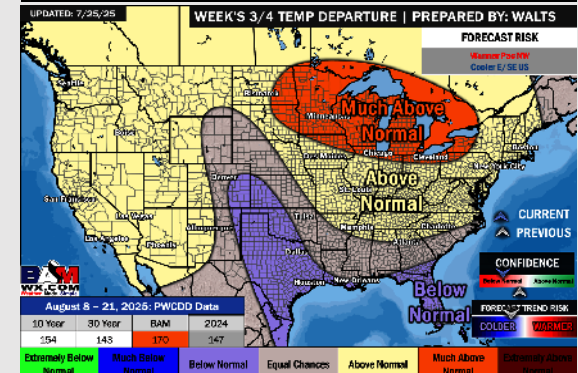
Next 7 Day Temperature Departure



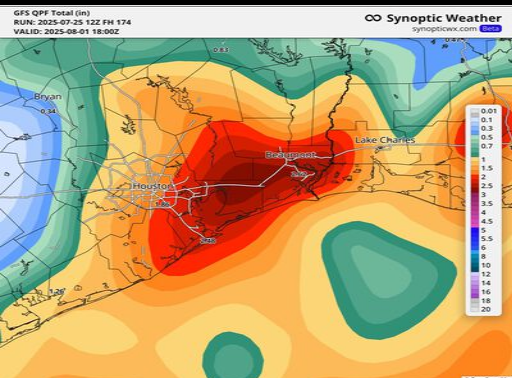
8-14 Day Temperature Departure



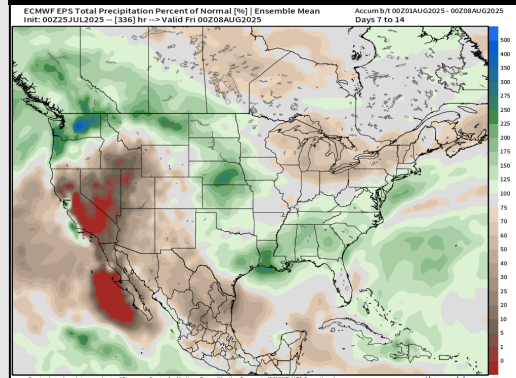
15-30 Day Temperature Departure



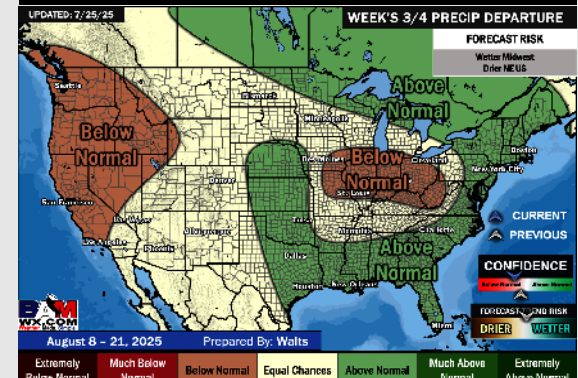
Next 7 Day Total Precipitation



8-14 Day % of Average Precip.



15-30 Day % of Average Precip.



- Temps are expected to be above normal for the next 7 days with rain chances possible into the weekend.
- Near normal temps and above normal rain chances are favored for days 8 – 14.
- Below normal temperatures are favored for the start of August along with above normal rainfall chances.