

# Houston Pilots Forecast Package



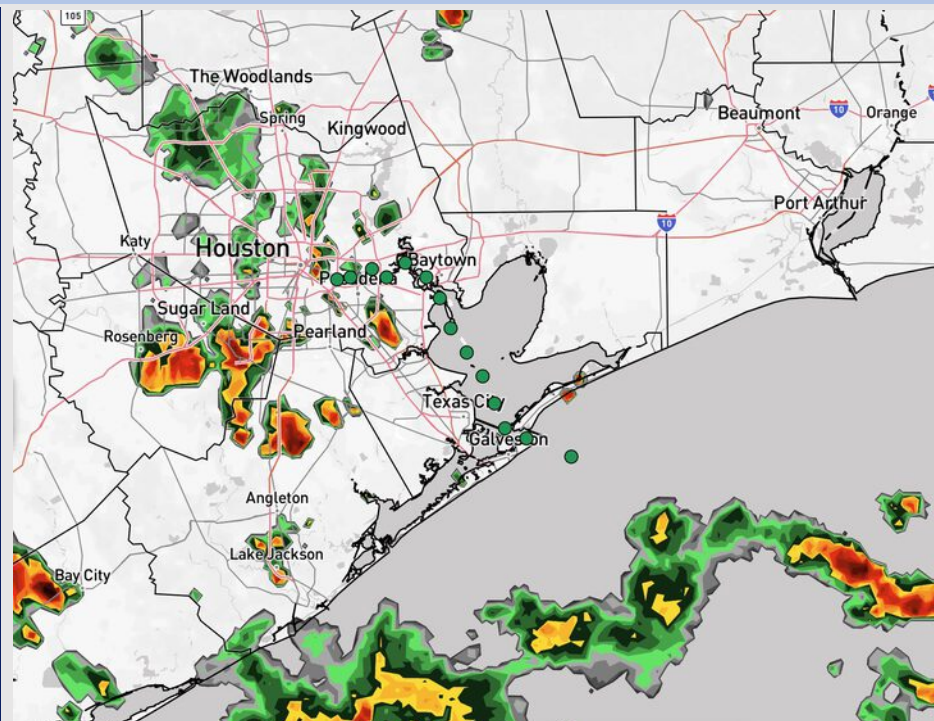
Updated: 2:20 PM CT

Friday, July 25, 2025

Forecaster: Sam Lang

## Weather Headlines

- Scattered storms will continue today through 11PM.
- Scattered showers and storms will be possible from 3AM – 4PM Saturday.
- Currently monitoring low-end tropical development today and this weekend.  
**See tropical outlook slide for more information.**



Current Radar: 2:20 PM CT

As always, please do not hesitate to reach out to us with any forecast questions at **(317)-560-8122**. Press **1** for forecast questions.

You can also access real-time forecast updates and 24/7 meteorological chat assistance on your **Clarity** app. Click [here](#) for login assistance.

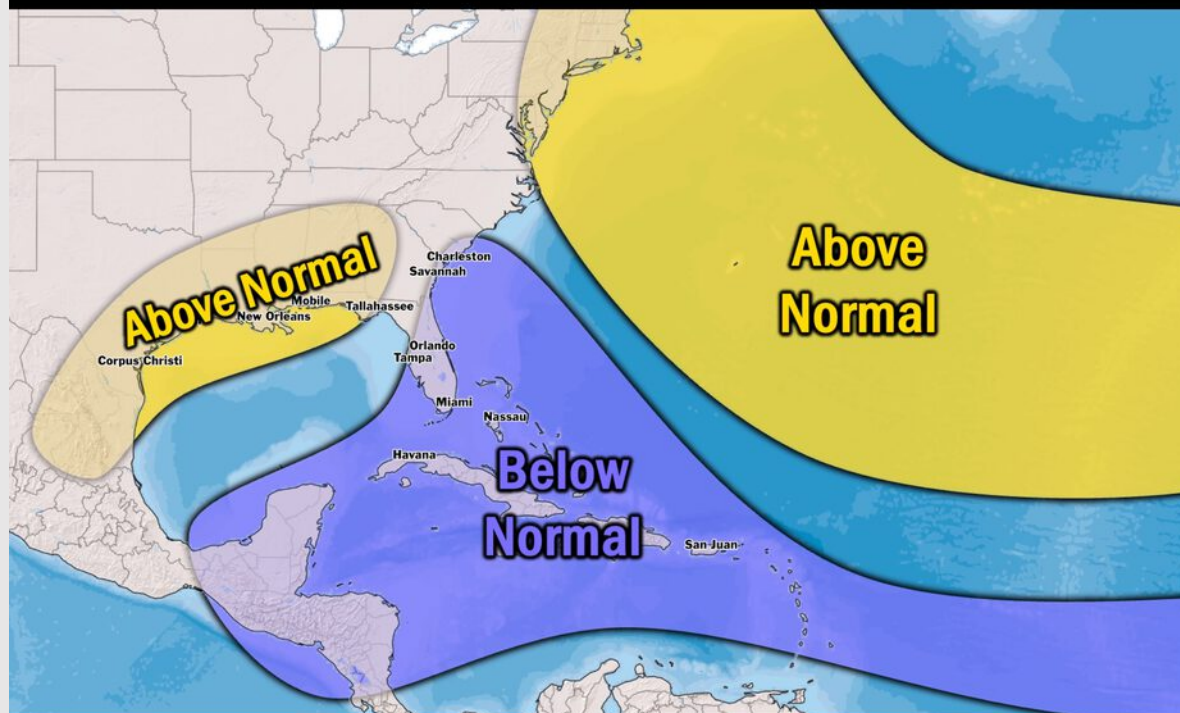


# Houston Pilots Tropical Update

## Seasonal Hurricane Outlook

### 2025 HURRICANE SEASON

Updated Issued: Wednesday, June 25, 2025



#### KEY SEASON NOTES

**15 - 19**

Named Storms  
10 Year Avg: 17.8

**6 - 9**

Hurricanes  
10 Year Avg: 8.2

**2 - 4**

Major Hurricanes  
10 Year Avg: 3.8

Graphic to the left represents our favored seasonal outlook for the 2025 Hurricane Season. Conditions expected to be more favorable for tropical development within the Gulf this season.

No notable tropical development is expected over the next 7 days.

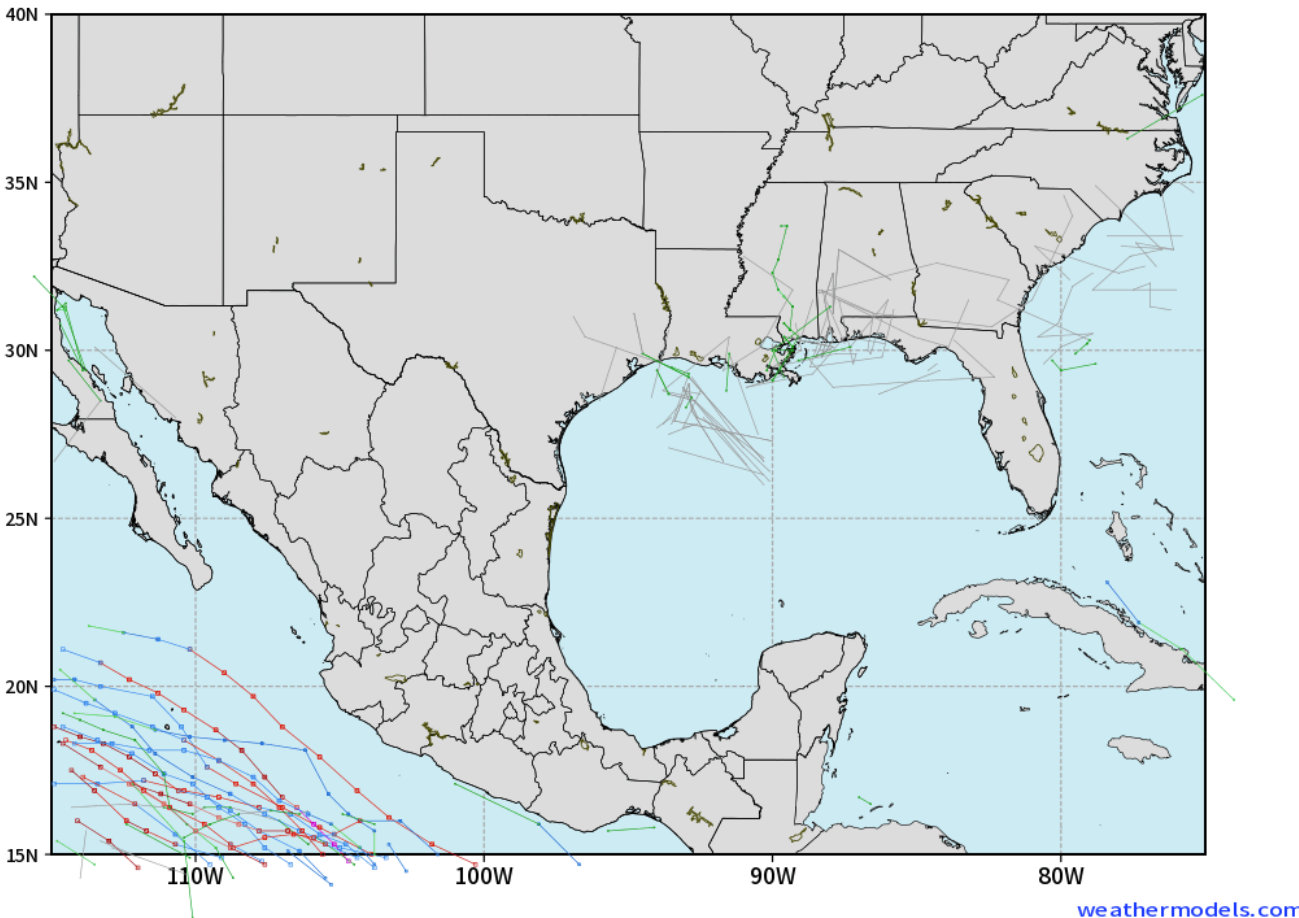
[Click here for the video!](#)

# Houston Pilots Tropical Update

## 10-Day Tropical Outlook

ECMWF GULF EPS Cyclone Locations --> Next [10-days]  
INIT: 00Z25JUL2025 --> UNTIL 00Z04AUG2025

o-o ENSEMBLE MEAN  
o-o 1000 - 1010 hPa  
o-o 980 - 999 hPa  
o-o 960 - 979 hPa  
o-o 950 - 959 hPa  
o-o < 950 hPa



Currently monitoring a low-end risk of tropical development this weekend. Preliminary outlooks show this system moving in/near Houston today.

Regardless of tropical status, this system will likely provide rain and storm chances to all stations as it moves in today. Further updates to come as we monitor this potential system!

# Houston Pilots Visibility Chart (miles)



Visibility	Fri 4 pm	Fri 5 pm	Fri 6 pm	Fri 7 pm	Fri 8 pm	Fri 9 pm	Fri 10 pm	Fri 11 pm	Sat 12 am	Sat 1 am	Sat 2 am	Sat 3 am	Sat 4 am	Sat 5 am	Sat 6 am	Sat 7 am	Sat 8 am	Sat 9 am	Sat 10 am	Sat 11 am	Sat 12 pm	Sat 1 pm	Sat 2 pm	Sat 3 pm
Houston Pilots N - 610 Bridge	10	10	10	10	7.9	10	10	10	10	10	9	10	7.9	7.9	9	10	9	9	10	10	10	10	10	10
Houston Pilots M - Kinder 1	10	10	10	10	7.9	10	10	10	10	10	9	10	7.9	7.9	10	10	9	9	10	10	10	10	10	10
Houston Pilots L - Greens Bayou	10	10	10	10	7.9	10	10	10	10	10	9	10	7.9	7.9	10	10	9	9	10	10	10	10	10	10
Houston Pilots K - Shell Crude	10	10	10	10	7.9	10	10	10	10	10	9	10	7.9	7.9	10	10	9	9	10	10	10	10	10	10
Houston Pilots J - Lynchburg Ferries	10	10	10	10	7.9	10	10	10	10	10	9	10	7.9	7.9	9	10	9	9	10	10	10	10	10	10
Houston Pilots I - Exxon 3	10	10	10	10	10	10	10	10	10	10	9	10	7.9	9	10	10	9	9	10	10	10	10	10	10
Houston Pilots H - Morgans Point	10	10	10	10	10	10	10	10	10	10	10	10	9	10	10	10	9	9	10	10	10	10	10	10
Houston Pilots G - 75/76	10	10	10	10	10	10	10	10	10	10	10	10	10	10	10	10	10	10	10	10	10	10	10	10
Houston Pilots F - 63/64	10	10	10	10	10	10	10	10	10	10	10	10	10	10	10	10	10	10	10	10	10	10	10	10
Houston Pilots E - 51/52	10	10	10	10	10	10	10	10	9	10	10	10	10	10	10	10	10	10	10	10	10	10	10	10
Houston Pilots D - 37/38	10	10	10	10	10	10	10	10	9	10	10	10	10	10	10	10	10	10	10	10	10	10	10	10
Houston Pilots C - 25/26	10	10	10	10	10	10	10	10	8	10	10	10	10	9	10	10	10	9	10	10	10	10	10	10
Houston Pilots B - 11/12	10	10	10	10	10	10	10	10	9	10	10	10	10	10	10	10	10	10	10	10	10	10	10	10
Houston Pilots A - 1 & 2 Bravo	10	10	10	10	10	10	10	10	10	10	10	10	10	10	10	10	10	10	10	10	10	10	10	10

NOTE: This is automated data that may/may not agree with the official BAM thinking that’s found on the daily slides or special visibility report slides. This data should be used as a guide only



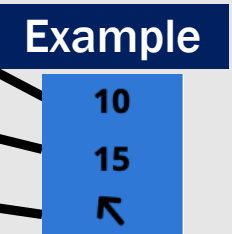
# Houston Pilots Wind Chart



## Forecast Confidence



Sustained Wind 10 Knots  
Gusts 15 Knots  
Wind from the SE



Wind	Fri 4 pm	Fri 5 pm	Fri 6 pm	Fri 7 pm	Fri 8 pm	Fri 9 pm	Fri 10 pm	Fri 11 pm	Sat 12 am	Sat 1 am	Sat 2 am	Sat 3 am	Sat 4 am	Sat 5 am	Sat 6 am	Sat 7 am	Sat 8 am	Sat 9 am	Sat 10 am	Sat 11 am	Sat 12 pm	Sat 1 pm	Sat 2 pm	Sat 3 pm
Houston Pilots N - 610 Bridge	5	5	5	5	5	5	3	3	3	3	3	3	5	5	5	6	6	6	6	7	8	8	8	8
	12	12	10	10	10	9	8	8	8	7	7	8	9	10	10	10	12	12	13	14	16	17	17	18
Houston Pilots M - Kinder 1	5	5	5	5	5	5	3	3	3	3	3	3	5	5	5	6	6	6	6	7	8	8	8	8
	12	12	10	10	10	9	8	8	8	7	7	8	8	10	10	10	12	12	13	14	16	17	17	18
Houston Pilots L - Greens Bayou	6	6	5	5	5	3	3	3	3	3	3	3	3	5	5	5	6	6	6	7	8	8	8	9
	12	12	10	10	10	9	8	8	8	7	7	7	8	9	9	10	12	12	13	14	16	17	17	18
Houston Pilots K - Shell Crude	6	6	5	5	5	3	3	3	3	3	3	3	3	5	5	5	6	6	6	6	8	8	8	9
	12	12	10	10	10	9	8	8	8	7	7	7	8	10	10	10	12	12	13	14	16	17	17	18
Houston Pilots J - Lynchburg Ferries	6	6	5	5	5	3	3	3	3	3	3	3	3	3	3	5	5	6	6	6	8	8	9	9
	12	12	10	10	10	9	8	7	7	7	7	7	8	9	9	10	10	12	12	14	16	17	17	18
Houston Pilots I - Exxon 3	7	7	7	8	8	8	8	8	7	7	8	8	8	9	9	9	10	9	9	9	10	10	12	12
	13	13	13	13	13	12	10	12	10	10	10	12	12	14	14	14	15	15	14	15	16	17	18	20
Houston Pilots H - Morgans Point	7	7	7	8	8	8	8	8	7	8	8	8	8	9	9	9	10	9	9	9	10	10	12	12
	13	13	13	13	13	12	10	12	10	10	10	12	13	14	14	14	15	15	15	15	17	17	18	20
Houston Pilots G - 75/76	6	7	7	8	8	8	8	8	8	8	8	9	10	10	10	10	12	10	10	10	10	10	12	13
	13	13	13	13	13	12	12	13	12	13	13	14	15	15	15	15	16	16	16	16	17	18	20	21
Houston Pilots F - 63/64	6	7	7	8	8	8	8	8	8	8	9	9	10	10	10	10	12	12	10	10	10	10	12	13
	13	13	13	13	13	12	12	13	12	13	13	14	15	15	15	16	16	16	16	17	17	18	20	21
Houston Pilots E - 51/52	7	7	7	8	9	8	8	9	8	9	9	10	10	12	13	13	13	12	12	12	12	12	13	13
	13	13	13	13	13	13	12	13	13	13	14	15	16	16	17	17	17	17	17	18	18	20	21	21
Houston Pilots D - 37/38	7	7	7	8	8	8	8	8	9	9	10	10	12	13	13	13	13	13	13	13	12	12	13	13
	13	13	13	13	13	13	13	13	13	14	14	15	16	17	18	18	18	17	17	18	18	20	21	21
Houston Pilots C - 25/26	7	7	7	8	8	8	8	8	8	9	9	10	10	13	13	13	13	13	13	13	13	13	13	13
	13	13	13	13	13	12	12	13	13	14	14	15	16	17	17	17	18	18	17	18	18	20	20	20
Houston Pilots B - 11/12	7	7	7	7	8	8	8	8	8	8	8	8	10	10	10	10	10	10	12	12	12	12	12	12
	13	13	13	13	13	12	12	13	13	14	14	15	16	17	17	17	18	17	17	18	18	20	20	20
Houston Pilots A - 1 & 2 Bravo	7	8	8	8	8	9	9	10	10	10	12	13	13	14	15	15	14	14	13	13	13	13	13	13
	13	13	13	14	13	14	14	14	15	16	17	17	18	20	21	21	21	20	20	20	18	20	18	20

NOTE: This is automated data that may/may not agree with the official BAM thinking that's found on the daily slides.  
This data should be used as a guide only.

# Houston Pilots: FRI. 7/25/2025

## Forecast Discussion

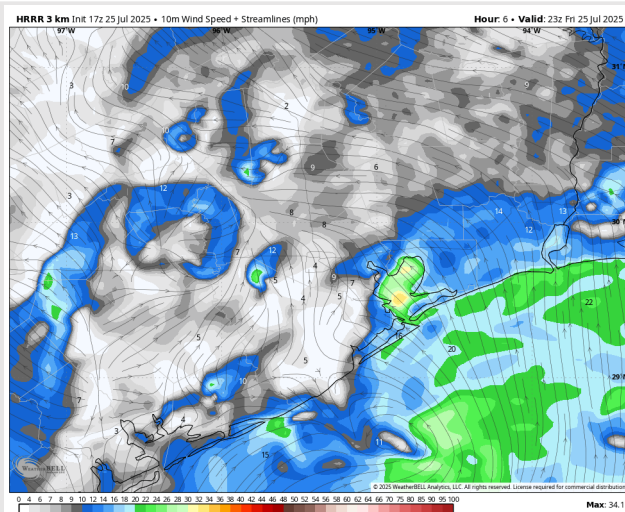
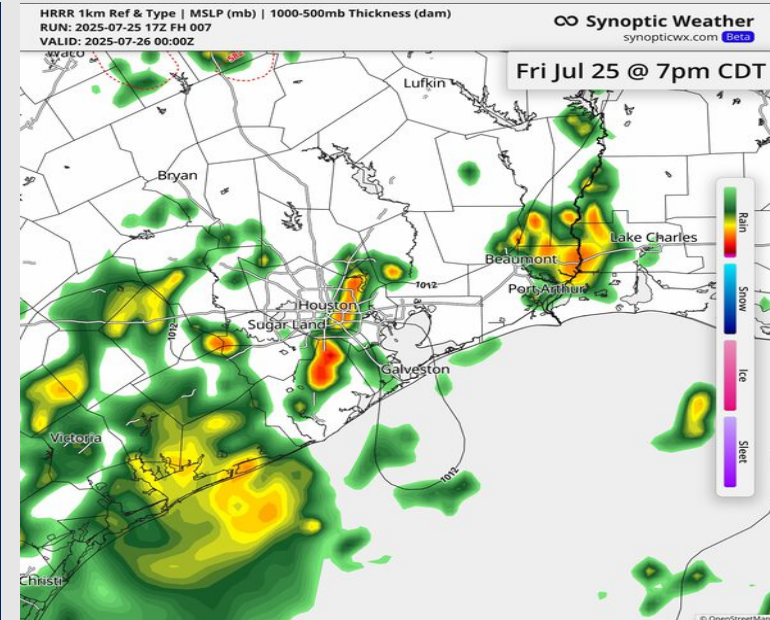
**Precip:** Scattered storms will continue through 11PM. A few storms will contain frequent lightning, gusty winds of 30+ kts, and heavy downpours.

**Wind:** Winds will be variable until 5PM when winds blow generally from the S/SW. **N of Morgan's Point:** Winds will be at 5 – 10 kts. **S of Morgan's Point:** Winds will be at 15 – 20 kts.

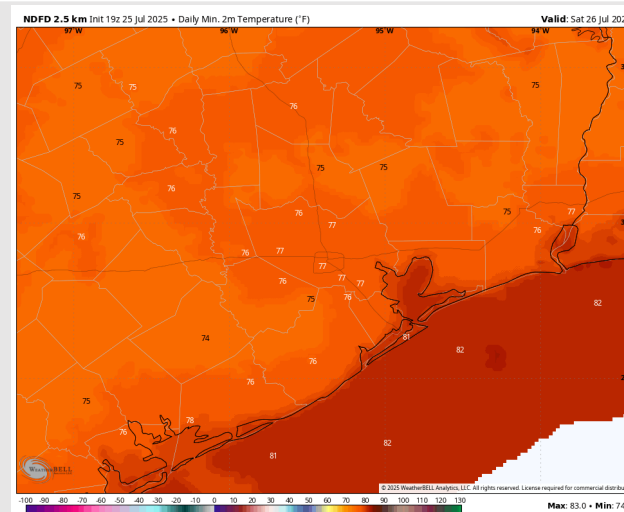
**Low Temps:** **N of Morgan's Point:** Low 80s F. **S of Morgan's Point:** Low 80s F.

**Visibility:** No fog concerns today, however, visibility may be limited under heavy downpours.

## Precip Image: 7 PM CT



Wind Speed:  
6 PM CT



Low Temps  
SAT AM

# Houston Pilots: SAT. 7/26/2025

## Forecast Discussion

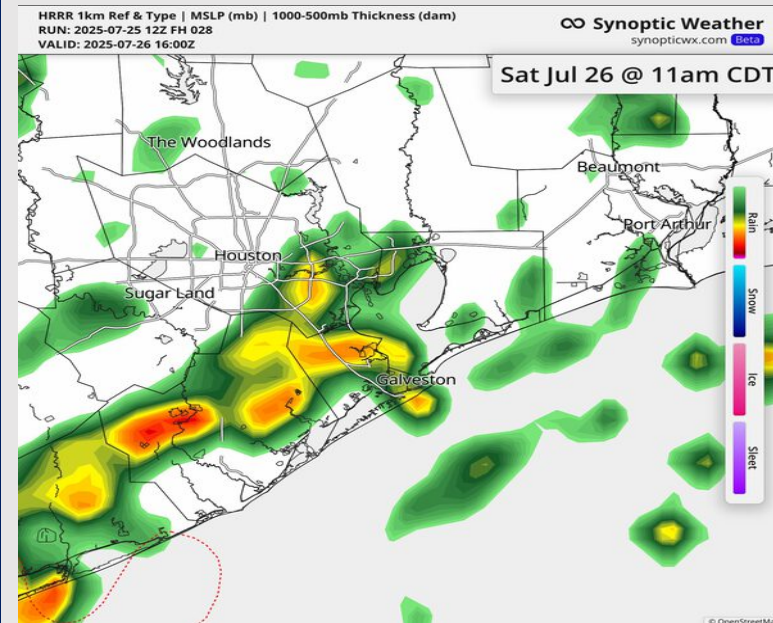
**Precip:** Scattered showers and storms will be possible from 3AM – 4PM Saturday. A few storms will contain frequent lightning, gusty winds of 30+ kts, and heavy downpours.

**Wind:** Winds will be out of the S/SW Saturday. **N of Morgan's Point:** Winds will be at 5 – 10 kts. **S of Morgan's Point:** Winds will be at 15 – 20 kts.

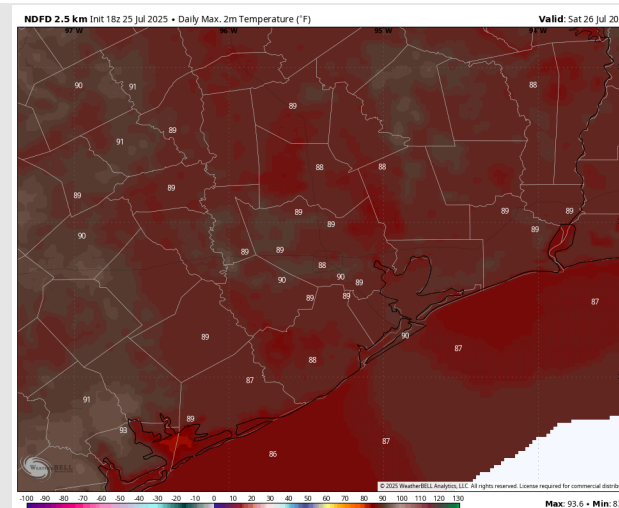
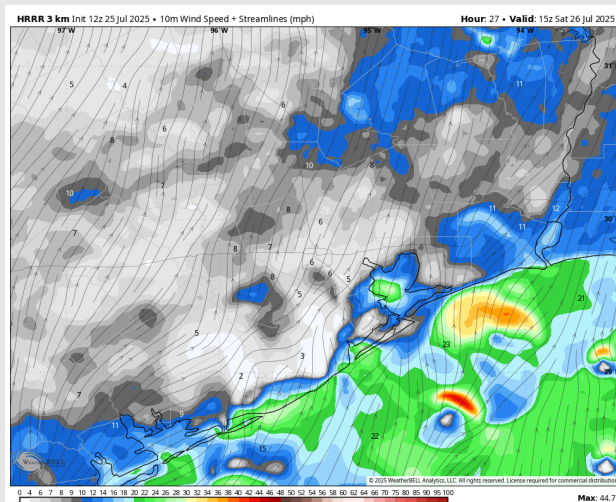
**High Temps:** **N of Morgan's Point:** Low 90s F. **S of Morgan's Point:** High 80s F.

**Visibility:** No fog concerns Saturday, however, heavy downpours may limit visibility.

## Precip Image: 11 AM CT



Wind Speed:  
10 AM CT



High Temps  
Saturday



# Houston Pilots: SUN. 7/27/2025

## Forecast Discussion

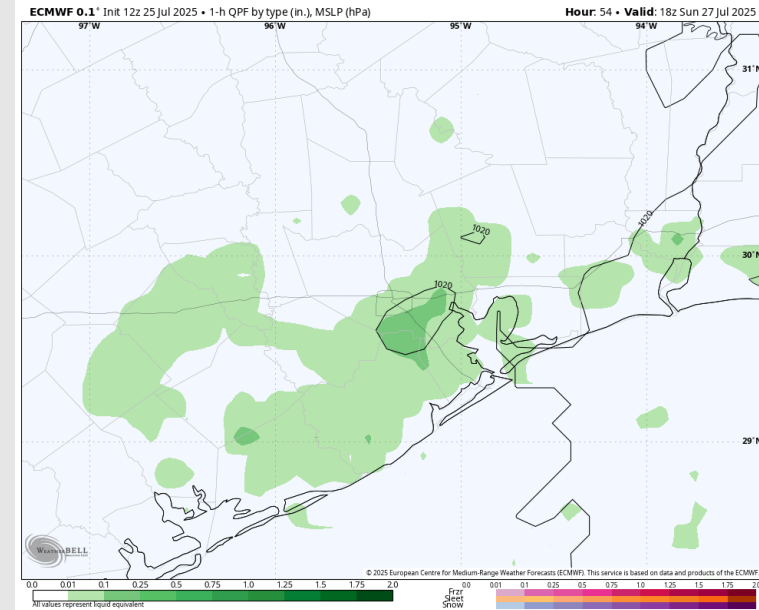
**Precip:** Scattered showers and storms will be possible from 11AM – 5PM Sunday.

**Wind:** Winds will be from the SE Sunday. **N of Morgan's Point:** Winds will be at 3 – 8 kts. **S of Morgan's Point:** Winds will be at 6 – 11 kts.

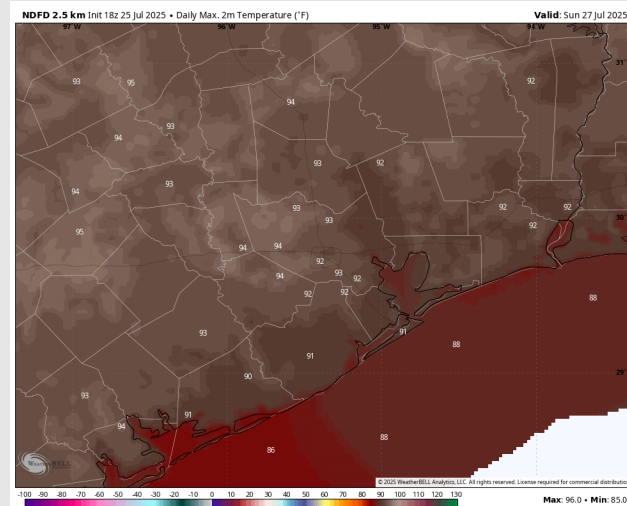
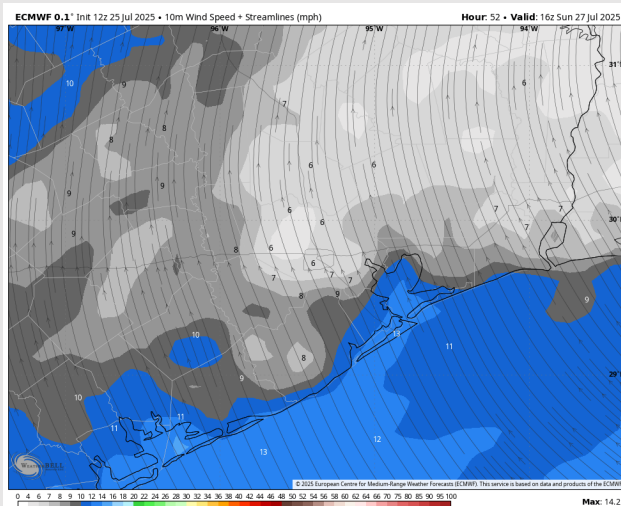
**High Temps:** **N of Morgan's Point:** Low 90s F. **S of Morgan's Point:** High 80s F.

**Visibility:** No visibility concerns Sunday.

## Precip Image: 1 PM CT



Wind Speed:  
11 AM CT

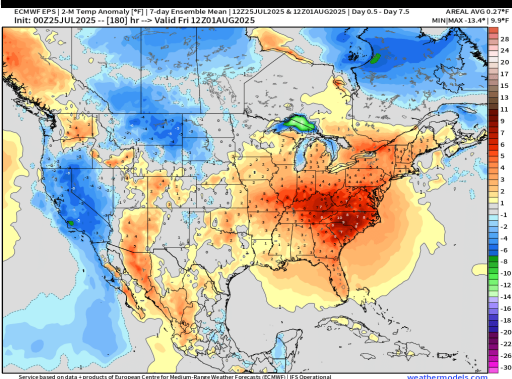


High Temps  
Sunday

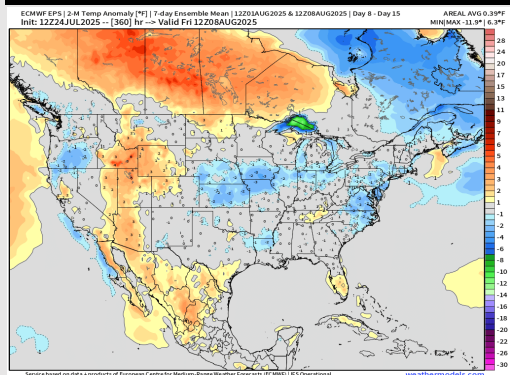


# Houston Pilots: 7/25/25

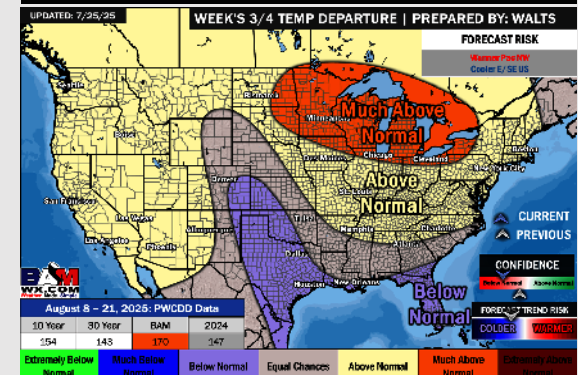
## Next 7 Day Temperature Departure



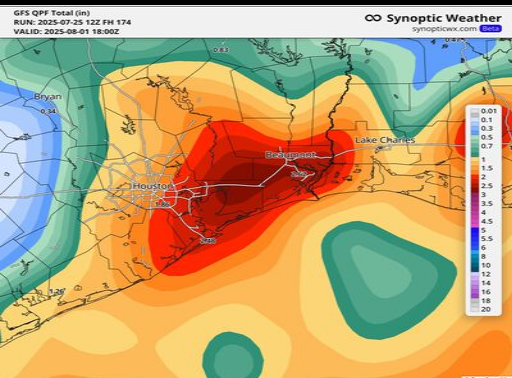
## 8-14 Day Temperature Departure



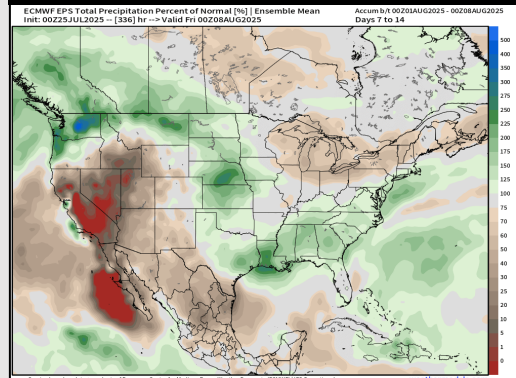
## 15-30 Day Temperature Departure



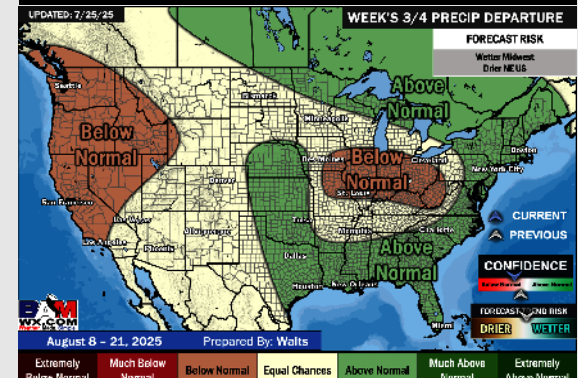
## Next 7 Day Total Precipitation



## 8-14 Day % of Average Precip.



## 15-30 Day % of Average Precip.



- Temps are expected to be above normal for the next 7 days with rain chances possible into the weekend.
- Near normal temps and above normal rain chances are favored for days 8 – 14.
- Below normal temperatures are favored for the start of August along with above normal rainfall chances.