

Houston Pilots Forecast Package

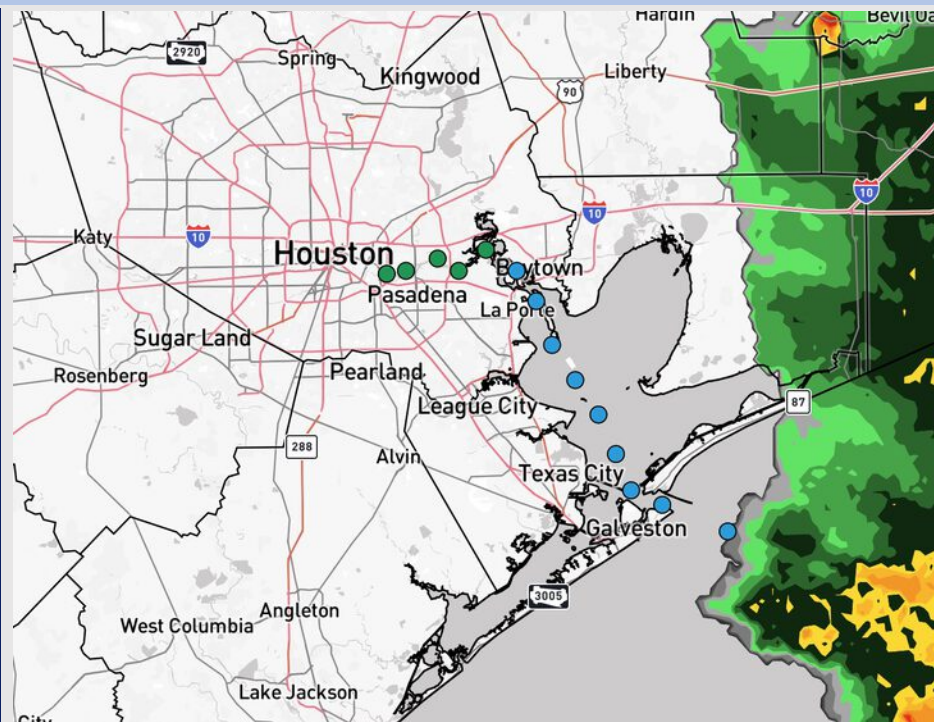


Updated: 10:10 PM CT
Thursday, July 24, 2025

Forecaster: Jakeb Wagner

Weather Headlines

- Scattered storms will be possible today from 12AM – 4AM and 7AM - 11PM.
- Scattered showers and storms will be possible from 3AM – 4PM Saturday.
- Currently monitoring low-end tropical development today and this weekend.
See tropical outlook slide for more information.



Current Radar: 10:10 PM CT

As always, please do not hesitate to reach out to us with any forecast questions at **(317)-560-8122**. **Press 1 for forecast questions.**

You can also access real-time forecast updates and 24/7 meteorological chat assistance on your [Clarity](#) app. Click [here](#) for login assistance.

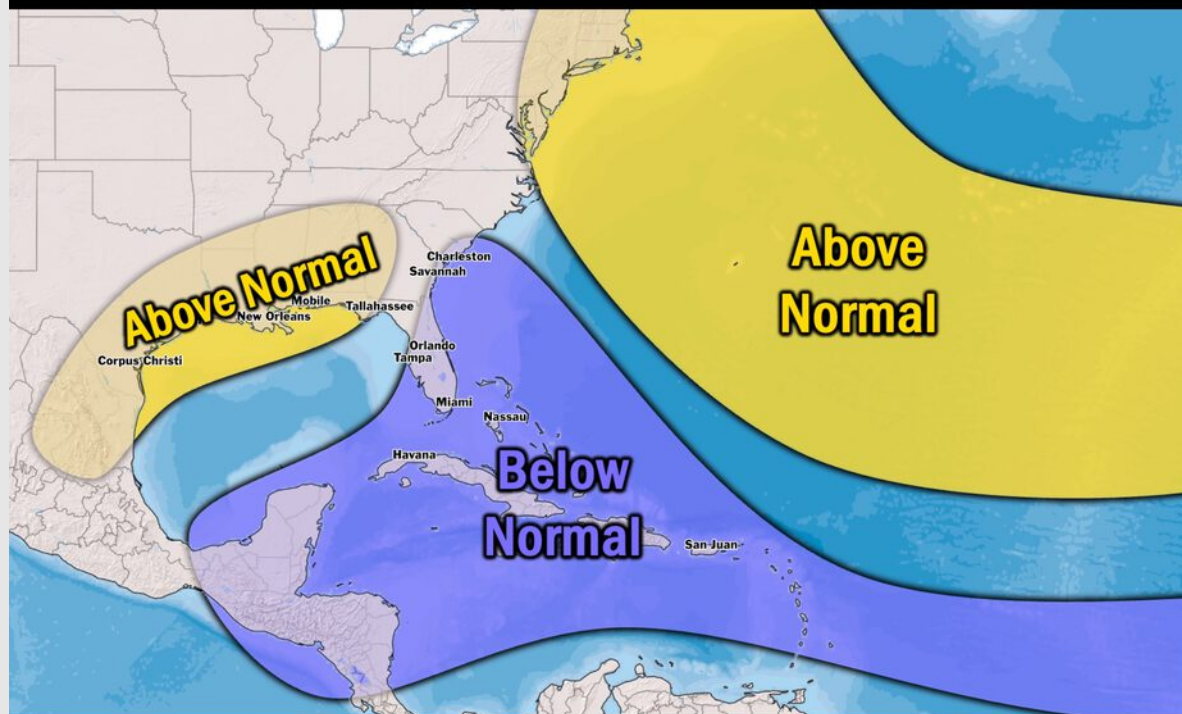


Houston Pilots Tropical Update

Seasonal Hurricane Outlook

2025 HURRICANE SEASON

Updated Issued: Wednesday, June 25, 2025



KEY SEASON NOTES

15 - 19

Named Storms
10 Year Avg: 17.8

6 - 9

Hurricanes
10 Year Avg: 8.2

2 - 4

Major Hurricanes
10 Year Avg: 3.8

Graphic to the left represents our favored seasonal outlook for the 2025 Hurricane Season. Conditions expected to be more favorable for tropical development within the Gulf this season.

No notable tropical development is expected over the next 7 days.

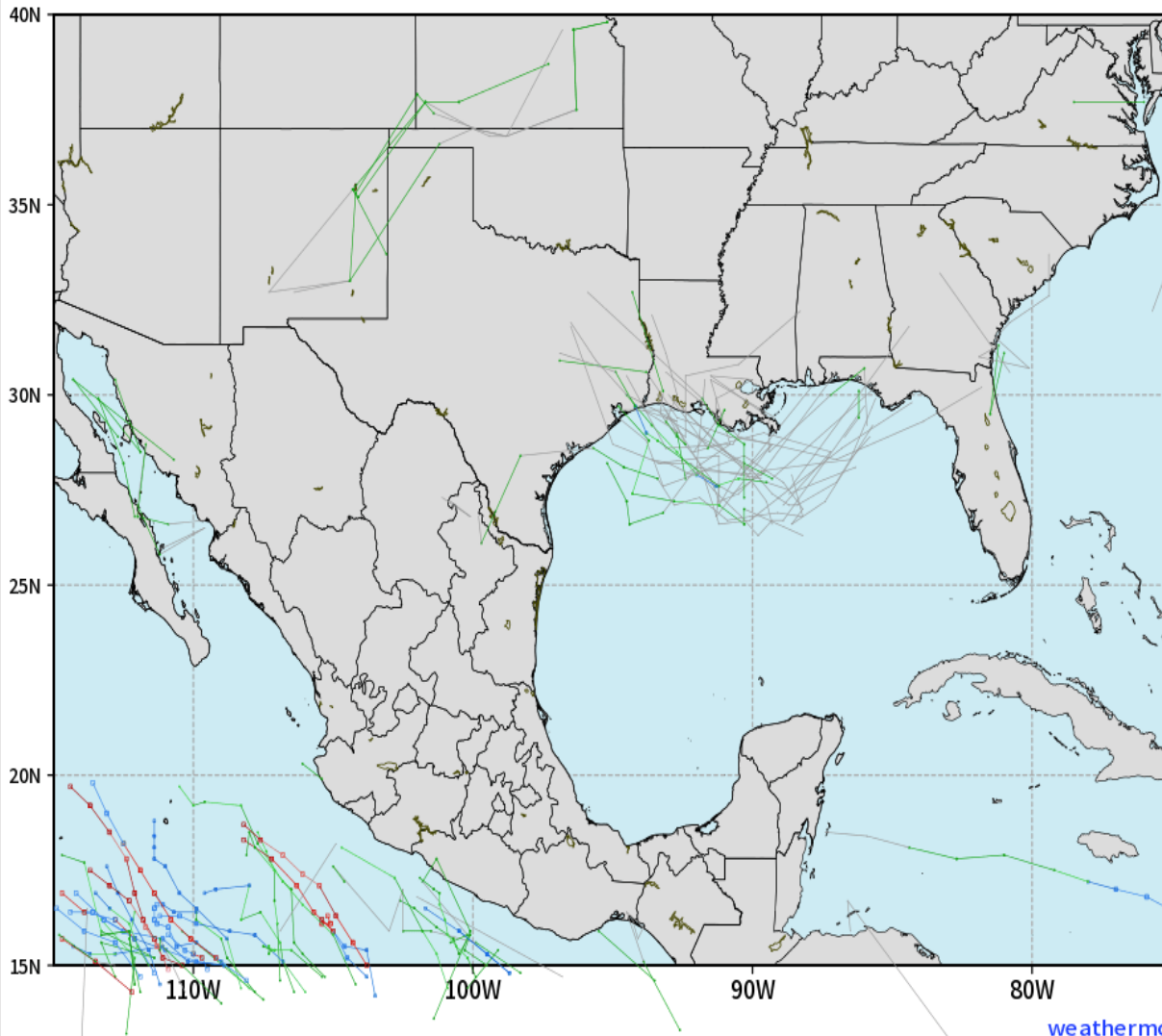
[Click here for the video!](#)

Houston Pilots Tropical Update

10-Day Tropical Outlook

ECMWF GULF EPS Cyclone Locations --> Next [10-days]
INIT: 00Z23JUL2025 --> UNTIL 00Z02AUG2025

o-o ENSEMBLE MEAN
o-o 1000 - 1010 hPa
o-o 980 - 999 hPa
o-o 960 - 979 hPa
o-o 950 - 959 hPa
o-o < 950 hPa



weathermodels.com

Currently monitoring a low-end risk of tropical development this weekend. Preliminary outlooks show this system moving in/near Houston today.

Regardless of tropical status, this system will likely provide rain and storm chances to all stations when it moves in today. Further updates to come as we monitor this potential system!

Houston Pilots Visibility Chart (miles)



Visibility	Fri 12 am	Fri 1 am	Fri 2 am	Fri 3 am	Fri 4 am	Fri 5 am	Fri 6 am	Fri 7 am	Fri 8 am	Fri 9 am	Fri 10 am	Fri 11 am	Fri 12 pm	Fri 1 pm	Fri 2 pm	Fri 3 pm	Fri 4 pm	Fri 5 pm	Fri 6 pm	Fri 7 pm	Fri 8 pm	Fri 9 pm	Fri 10 pm	Fri 11 pm
Houston Pilots N - 610 Bridge	10	10	10	10	10	10	10	10	10	10	10	10	10	10	10	10	10	10	10	10	10	10	10	10
Houston Pilots M - Kinder 1	10	10	10	10	10	10	10	10	10	10	10	10	10	10	10	10	10	10	10	10	10	10	10	10
Houston Pilots L - Greens Bayou	10	10	10	10	10	10	10	10	10	10	10	10	10	10	10	10	10	10	10	10	10	10	10	10
Houston Pilots K - Shell Crude	10	10	10	10	10	10	10	10	10	10	10	10	10	10	10	10	10	10	10	10	10	10	10	10
Houston Pilots J - Lynchburg Ferries	10	10	10	10	10	10	10	10	10	10	10	10	10	10	10	10	10	10	10	10	10	10	10	10
Houston Pilots I - Exxon 3	10	10	10	10	10	10	10	10	10	10	10	10	10	10	10	10	10	10	10	10	10	10	10	10
Houston Pilots H - Morgans Point	10	10	10	10	10	10	10	10	10	10	10	10	10	10	10	10	10	10	10	10	10	10	10	10
Houston Pilots G - 75/76	10	10	10	10	10	10	10	10	10	10	10	10	10	10	10	10	10	10	10	10	10	10	9	9
Houston Pilots F - 63/64	10	10	10	10	10	10	10	10	10	10	10	10	10	10	10	10	10	10	10	10	10	10	9	9
Houston Pilots E - 51/52	10	10	10	10	10	10	10	10	10	10	10	10	10	10	10	10	10	10	10	10	10	10	10	9
Houston Pilots D - 37/38	10	10	10	10	10	10	10	10	10	10	10	6.9	7.9	7.9	9	9	7.9	9	9	10	9	9	10	10
Houston Pilots C - 25/26	10	10	10	10	10	10	10	10	10	10	10	6.9	6.9	7.9	9	9	7.9	9	9	10	9	9	10	10
Houston Pilots B - 11/12	10	10	10	10	10	10	10	10	10	10	10	6.9	6.9	9	9	9	7.9	9	9	10	9	9	10	10
Houston Pilots A - 1 & 2 Bravo	10	10	10	10	10	10	10	10	10	10	10	10	10	10	10	9	7.9	9	9	10	10	10	10	10

NOTE: This is automated data that may/may not agree with the official BAM thinking that’s found on the daily slides or special visibility report slides. This data should be used as a guide only

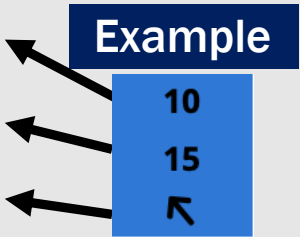
Houston Pilots Wind Chart



Sustained Wind 10 Knots

Gusts 15 Knots

Wind from the SE



Wind	Fri 12 am	Fri 1 am	Fri 2 am	Fri 3 am	Fri 4 am	Fri 5 am	Fri 6 am	Fri 7 am	Fri 8 am	Fri 9 am	Fri 10 am	Fri 11 am	Fri 12 pm	Fri 1 pm	Fri 2 pm	Fri 3 pm	Fri 4 pm	Fri 5 pm	Fri 6 pm	Fri 7 pm	Fri 8 pm	Fri 9 pm	Fri 10 pm	Fri 11 pm
Houston Pilots N - 610 Bridge	3 8 ↑	3 7 ↑	3 7 ↑	3 7 ↗	3 7 ↗	3 7 ↗	3 6 ↗	3 6 →	3 7 ↘	3 7 ↘	3 7 ↘	3 9 ↘	5 9 ↓	5 10 ↓	5 10 ↘	5 10 ↘	5 10 ↑	5 10 ↖	5 10 ↖	6 10 ↖	6 10 ↑	5 10 ↑	3 8 ↑	3 8 ↖
Houston Pilots M - Kinder 1	3 8 ↑	3 7 ↑	3 7 ↑	3 7 ↗	3 6 ↗	3 7 ↗	3 6 ↗	3 6 →	3 6 ↘	3 6 ↘	3 7 ↘	3 9 ↘	5 9 ↓	5 10 ↓	5 10 ↘	5 10 ↘	5 10 ↓	5 10 ↖	5 10 ↖	6 10 ↖	6 10 ↑	5 10 ↑	3 8 ↑	3 8 ↖
Houston Pilots L - Greens Bayou	3 8 ↑	3 7 ↑	3 7 ↑	3 7 ↗	3 6 ↗	3 6 ↗	3 6 ↗	3 5 ↗	3 6 ↘	3 6 ↘	3 7 ↘	3 8 ↘	5 9 ↓	5 10 ↓	5 10 ↘	5 10 ↘	6 10 ↘	6 10 ↖	5 9 ↖	5 10 ↖	5 10 ↖	3 9 ↑	3 8 ↑	3 7 ↖
Houston Pilots K - Shell Crude	3 8 ↑	3 7 ↑	3 7 ↑	3 7 ↗	3 6 ↗	3 6 ↗	2 5 ↗	3 5 ↗	3 6 ↘	3 6 ↘	3 6 ↘	3 8 ↘	5 9 ↓	5 10 ↓	5 10 ↘	6 10 ↘	6 10 ↘	6 10 ↖	5 10 ↖	5 10 ↖	5 10 ↖	3 9 ↑	3 8 ↑	3 7 ↖
Houston Pilots J - Lynchburg Ferries	3 7 ↑	3 7 ↑	3 7 ↑	2 6 ↗	2 5 ↗	2 5 ↗	2 5 ↗	2 5 ↗	2 5 ↘	2 5 ↘	3 6 ↘	3 8 ↘	5 9 ↓	5 10 ↓	5 10 ↘	6 10 ↘	6 10 ↘	6 10 ↖	5 9 ↖	5 10 ↖	5 10 ↖	3 9 ↑	3 8 ↑	3 7 ↖
Houston Pilots I - Exxon 3	7 9 ↖	7 9 ↑	7 9 ↑	6 8 ↑	6 8 ↑	6 8 ↑	6 8 ↑	6 8 ↑	6 8 ↓	6 8 ↓	6 8 ↓	6 9 ↓	6 10 ↓	6 12 ↓	7 12 ↓	7 12 ↘	7 12 ↘	7 12 ↖	7 12 ↖	8 12 ↖	8 13 ↖	8 12 ↑	7 12 ↑	7 10 ↑
Houston Pilots H - Morgans Point	7 9 ↖	7 9 ↑	7 9 ↑	6 9 ↑	6 9 ↑	6 9 ↑	6 8 ↑	6 8 ↑	6 8 ↓	6 8 ↓	6 9 ↓	6 9 ↓	6 10 ↓	6 12 ↓	6 12 ↘	7 12 ↘	7 12 ↘	7 12 ↖	7 12 ↖	8 12 ↖	8 13 ↖	8 12 ↑	7 10 ↑	7 10 ↑
Houston Pilots G - 75/76	8 12 ↖	8 10 ↑	8 10 ↑	7 9 ↑	7 10 ↑	7 10 ↑	7 9 ↑	7 9 ↑	7 10 ↘	7 10 ↘	6 10 ↘	6 10 ↘	6 12 ↘	6 12 ↘	6 12 ↘	6 12 ↘	6 12 ↖	7 12 ↖	7 12 ↖	8 13 ↖	8 13 ↖	8 13 ↖	8 12 ↑	8 12 ↑
Houston Pilots F - 63/64	8 12 ↖	8 10 ↑	8 10 ↑	7 9 ↑	7 10 ↑	7 10 ↑	7 9 ↑	7 9 ↑	7 10 ↘	7 10 ↘	6 10 ↘	6 10 ↘	6 12 ↘	6 12 ↘	6 12 ↘	6 12 ↘	6 12 ↖	7 12 ↖	7 12 ↖	8 13 ↖	8 13 ↖	8 13 ↖	8 12 ↑	8 12 ↑
Houston Pilots E - 51/52	8 10 ↖	8 10 ↑	7 10 ↑	7 9 ↑	7 9 ↑	7 10 ↑	7 9 ↑	7 9 ↑	7 10 ↘	7 10 ↘	7 10 ↘	7 10 ↘	6 12 ↘	6 12 ↘	6 12 ↘	6 12 ↘	6 12 ↖	7 12 ↖	7 12 ↖	8 13 ↖	8 13 ↖	8 13 ↖	8 12 ↑	8 12 ↑
Houston Pilots D - 37/38	8 10 ↖	8 10 ↑	7 10 ↑	7 9 ↑	7 9 ↑	7 9 ↑	7 9 ↑	7 10 ↘	7 10 ↘	7 10 ↘	7 10 ↘	7 12 ↘	6 12 ↘	6 12 ↘	6 12 ↘	6 12 ↘	6 12 ↖	7 12 ↖	7 12 ↖	8 12 ↖	8 13 ↖	8 13 ↖	8 12 ↑	8 12 ↑
Houston Pilots C - 25/26	7 10 ↑	7 10 ↑	7 10 ↑	6 9 ↑	6 9 ↑	6 9 ↑	6 9 ↑	7 9 ↑	7 10 ↘	7 10 ↘	7 10 ↘	7 12 ↘	7 12 ↘	6 12 ↘	6 12 ↘	6 12 ↘	6 12 ↖	7 12 ↖	7 12 ↖	8 12 ↖	8 12 ↖	8 12 ↑	8 12 ↑	8 12 ↑
Houston Pilots B - 11/12	6 10 ↑	6 10 ↑	6 9 ↑	6 9 ↑	6 9 ↑	6 9 ↑	6 9 ↑	6 9 ↑	6 10 ↘	6 10 ↘	6 10 ↘	6 12 ↘	6 12 ↘	6 12 ↘	6 12 ↘	6 10 ↘	6 10 ↘	6 12 ↖	6 12 ↖	7 12 ↖	7 10 ↖	7 12 ↑	7 12 ↑	7 12 ↑
Houston Pilots A - 1 & 2 Bravo	8 10 ↖	8 10 ↑	7 10 ↑	7 10 ↑	7 10 ↑	7 10 ↑	7 10 ↑	7 10 ↑	7 12 ↘	7 12 ↘	7 12 ↘	8 12 ↘	8 12 ↘	7 12 ↘	6 12 ↘	6 10 ↘	6 10 ↘	7 12 ↖	7 12 ↖	8 12 ↖	8 13 ↖	8 13 ↖	8 13 ↖	8 13 ↖

**NOTE: This is automated data that may/may not agree with the official BAM thinking that's found on the daily slides.
This data should be used as a guide only.**

Houston Pilots: FRI. 7/25/2025

Forecast Discussion

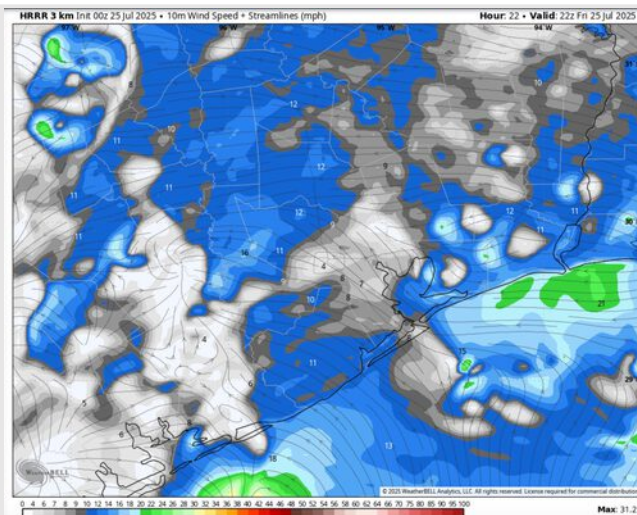
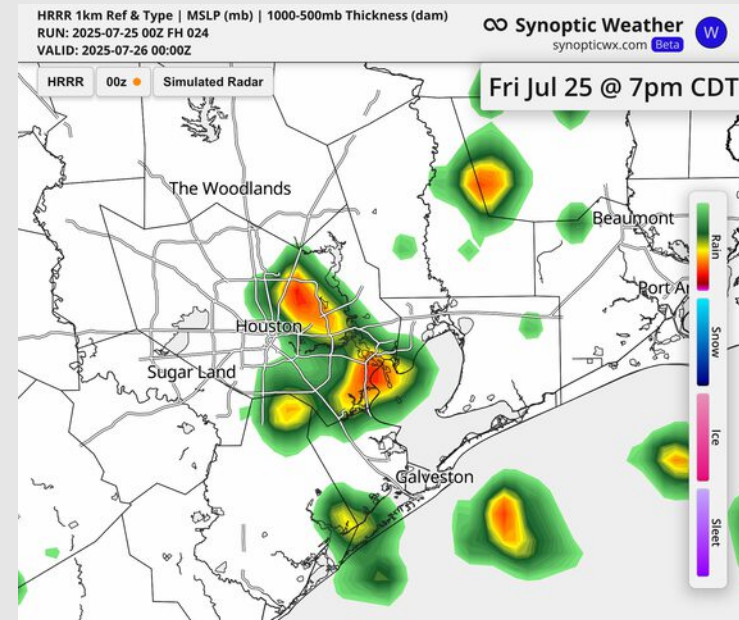
Precip: Scattered storms will be possible from 12AM – 4AM and 7AM - 11PM. A few storms will contain frequent lightning, gusty winds of 30+ kts, and heavy downpours.

Wind: Winds will be variable until 5PM when winds blow generally from the S/SW. N of Morgan's Point: Winds will be at 5 – 10 kts. S of Morgan's Point: Winds will be at 10 – 15 kts.

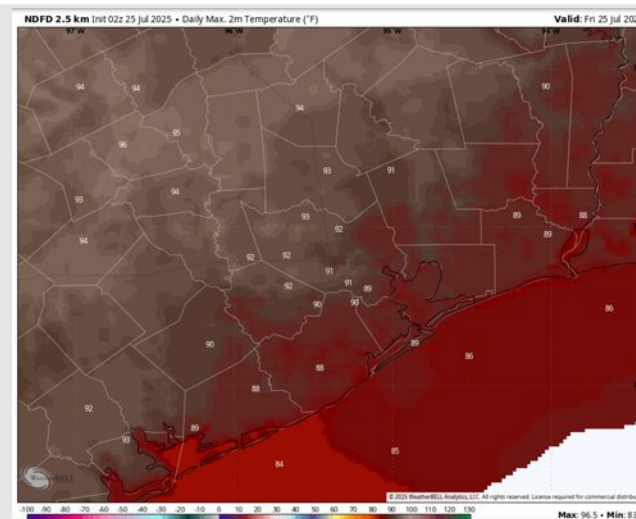
High Temps: N of Morgan's Point: Low 90s F. S of Morgan's Point: High 80s F.

Visibility: No fog concerns today, however, visibility may be limited under heavy downpours.

Precip Image: 1 PM CT



Wind Speed:
5 PM CT



High Temps
Today

Houston Pilots: SAT. 7/26/2025

Forecast Discussion

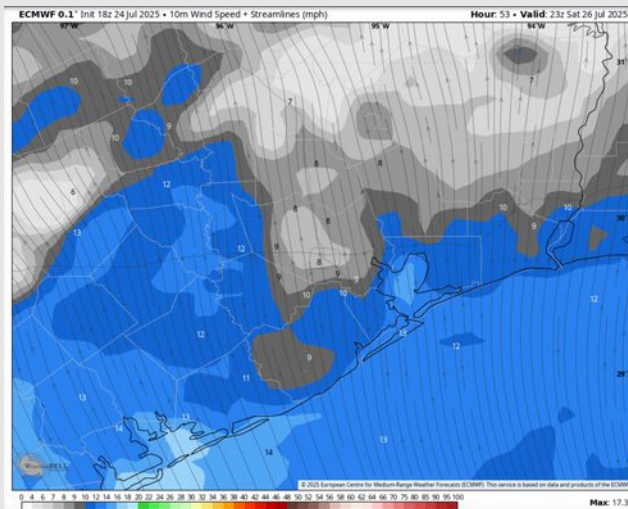
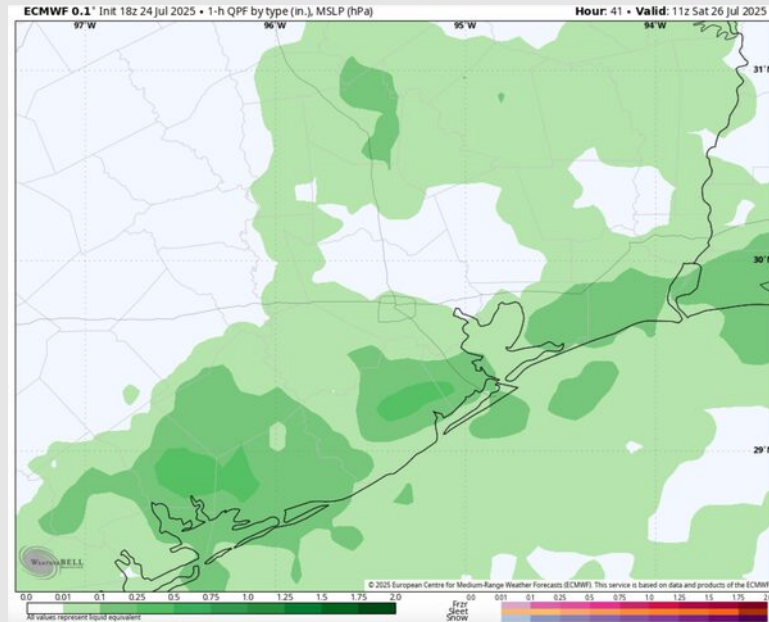
Precip: Scattered showers and storms will be possible from 3AM – 4PM Saturday. A few storms will contain frequent lightning, gusty winds of 30+ kts, and heavy downpours.

Wind: Winds will be out of the S Saturday. **N of Morgan's Point:** Winds will be at 5 – 10 kts. **S of Morgan's Point:** Winds will be at 7 – 12 kts.

High Temps: **N of Morgan's Point:** Low 90s F. **S of Morgan's Point:** High 80s F.

Visibility: No visibility concerns Saturday, however, heavy downpours may limit visibility.

Precip Image: 6 AM CT



Wind Speed:
6 PM CT



High Temps
Saturday

Houston Pilots: SUN. 7/27/2025

Forecast Discussion

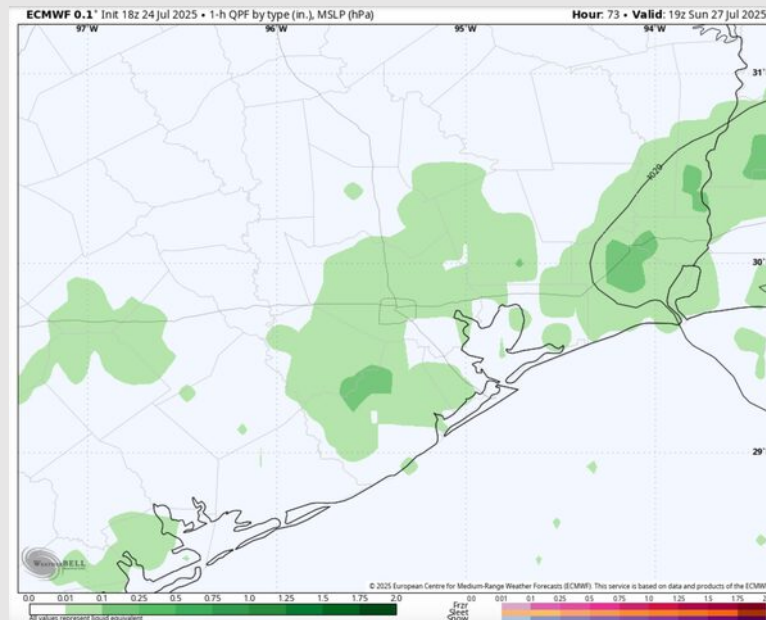
Precip: Scattered showers and storms will be possible from 10AM – 6PM Sunday.

Wind: Winds will be from the SE Sunday. **N of Morgan's Point:** Winds will be at 4 – 9 kts. **S of Morgan's Point:** Winds will be at 7 – 12 kts.

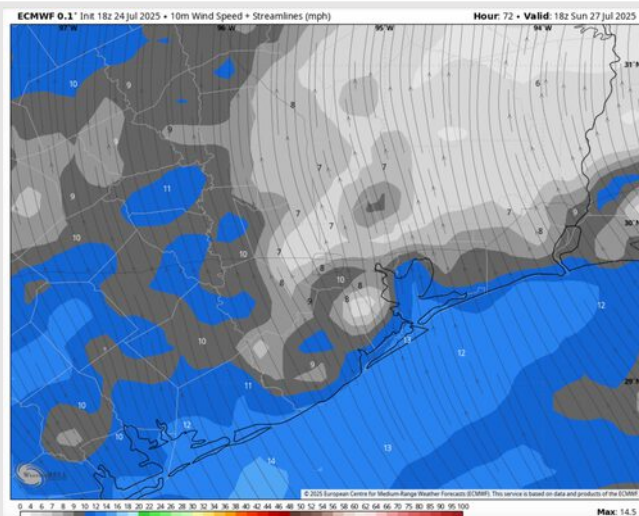
High Temps: **N of Morgan's Point:** High 90s F. **S of Morgan's Point:** Low 90s F.

Visibility: No visibility concerns Sunday.

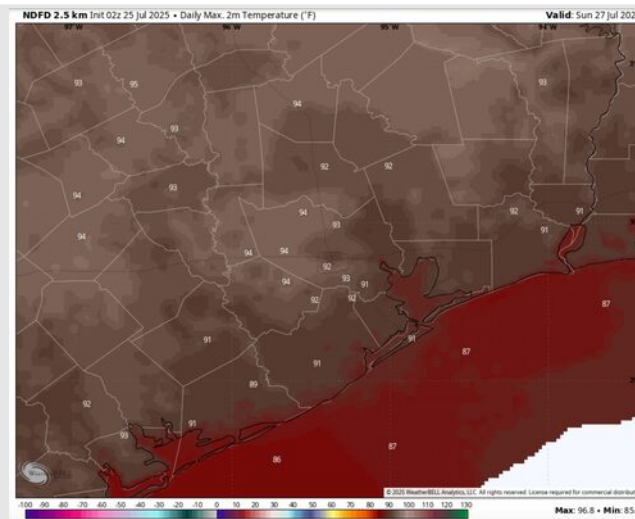
Precip Image: 2 PM CT



Wind Speed:
PM CT

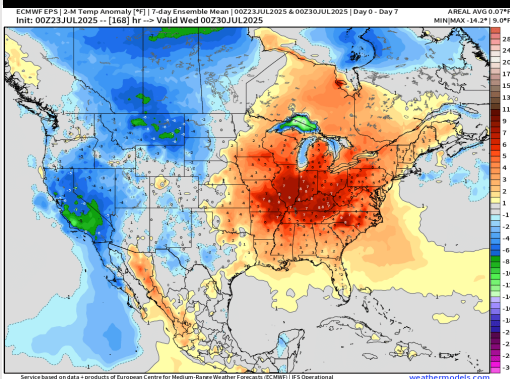


High Temps
Sunday

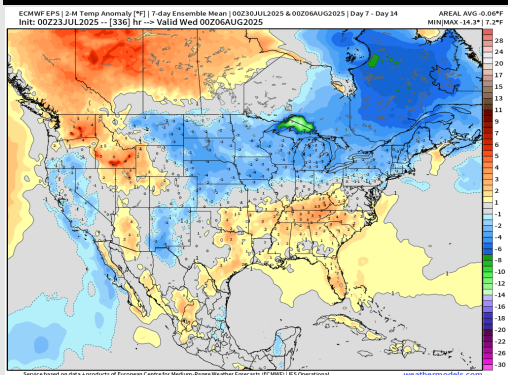


Houston Pilots: 7/25/25

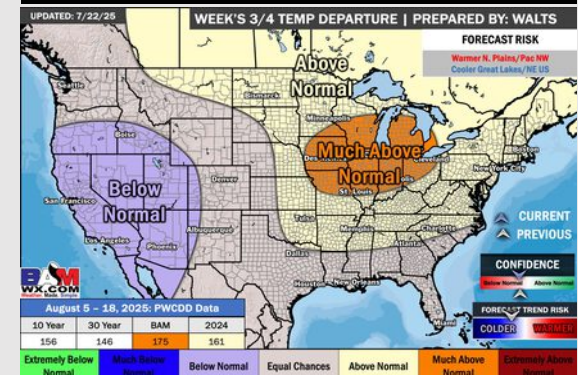
Next 7 Day Temperature Departure



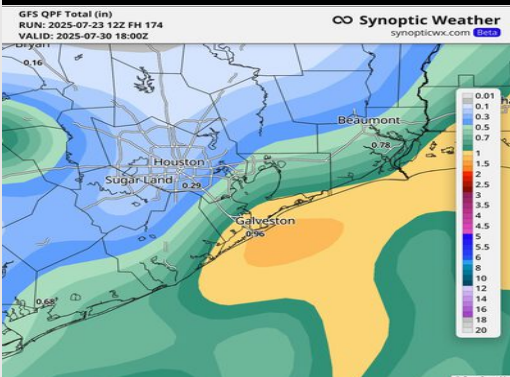
8-14 Day Temperature Departure



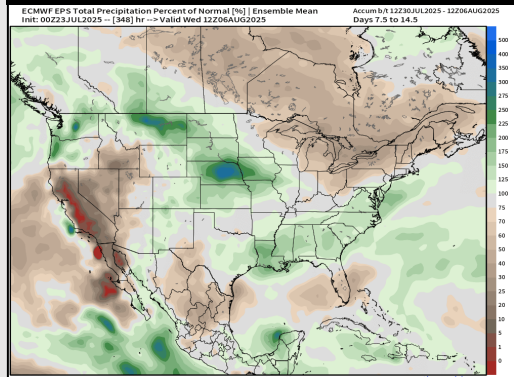
15-30 Day Temperature Departure



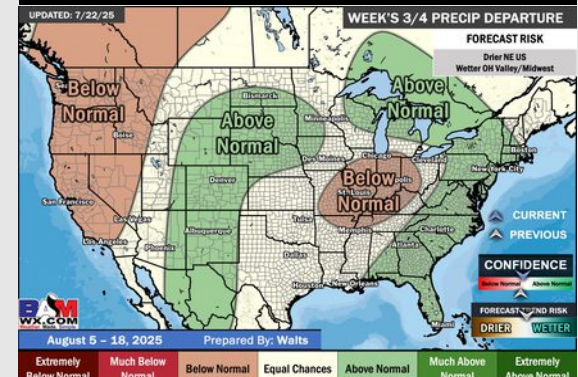
Next 7 Day Total Precipitation



8-14 Day % of Average Precip.



15-30 Day % of Average Precip.



- Temps are expected to be above normal for the next 7 days with rain chances possible into the weekend.
- Warmer than normal temps and above normal rain chances are favored for days 8 - 14.
- Near normal to below normal temperatures are favored for the start of August along with near normal rainfall chances.