

# Houston Pilots Forecast Package

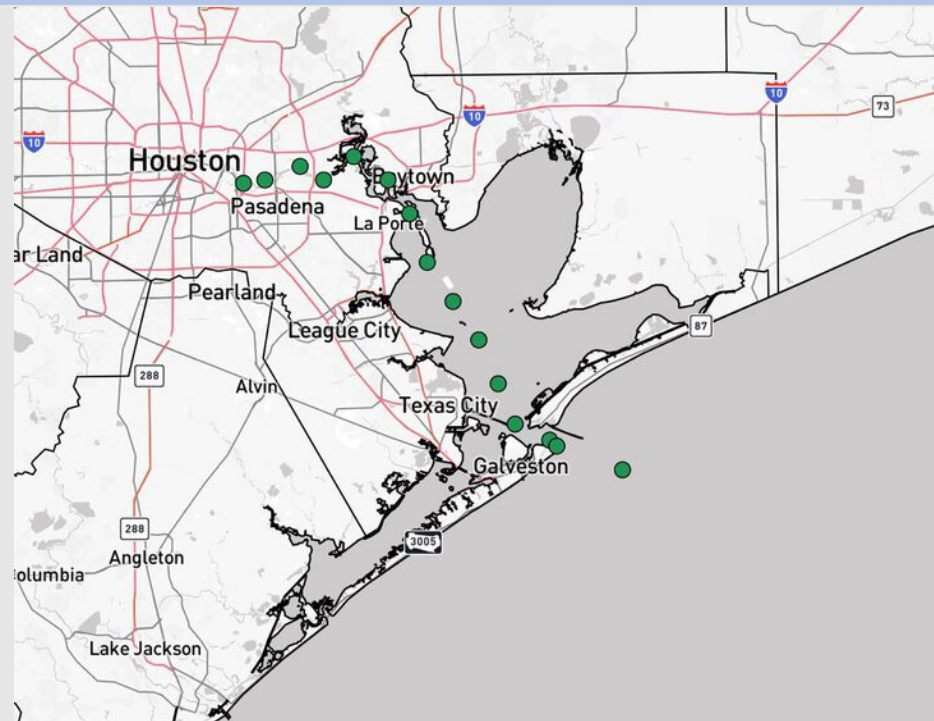


Updated: 12:30 PM CT  
Thursday, July 24, 2025

Forecaster: Lydia Purlee

## Weather Headlines

- Scattered rain and storms will be likely for all stations from 7PM today – 2AM tonight.
- Occasional wind gusts after 7 PM tonight could get up to 20 kts for the Stations S of Morgan's Point.
- Currently monitoring a low-end risk of tropical development this weekend. **See tropical outlook slide for more information.**



Current Radar: 12:30 PM CT

As always, please do not hesitate to reach out to us with any forecast questions at **(317)-560-8122**. **Press 1 for forecast questions.**

You can also access real-time forecast updates and 24/7 meteorological chat assistance on your **Clarity** app. Click [here](#) for login assistance.

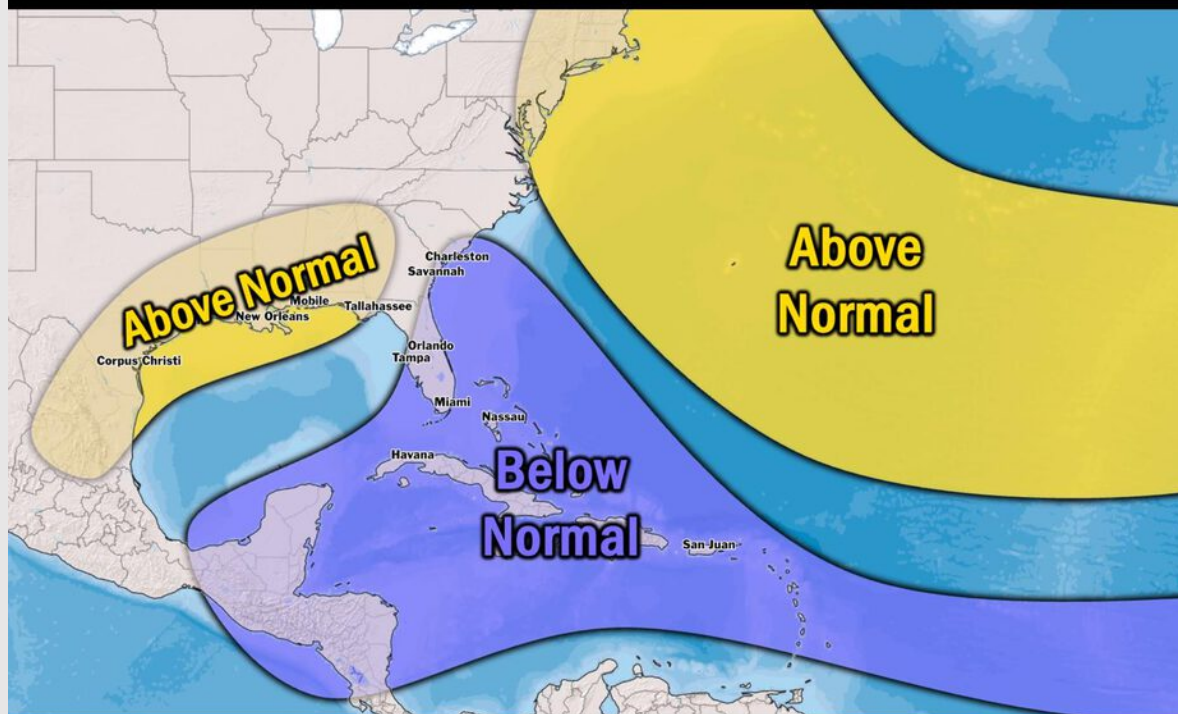


# Houston Pilots Tropical Update

## Seasonal Hurricane Outlook

### 2025 HURRICANE SEASON

Updated Issued: Wednesday, June 25, 2025



#### KEY SEASON NOTES

**15 - 19**

Named Storms  
10 Year Avg: 17.8

**6 - 9**

Hurricanes  
10 Year Avg: 8.2

**2 - 4**

Major Hurricanes  
10 Year Avg: 3.8

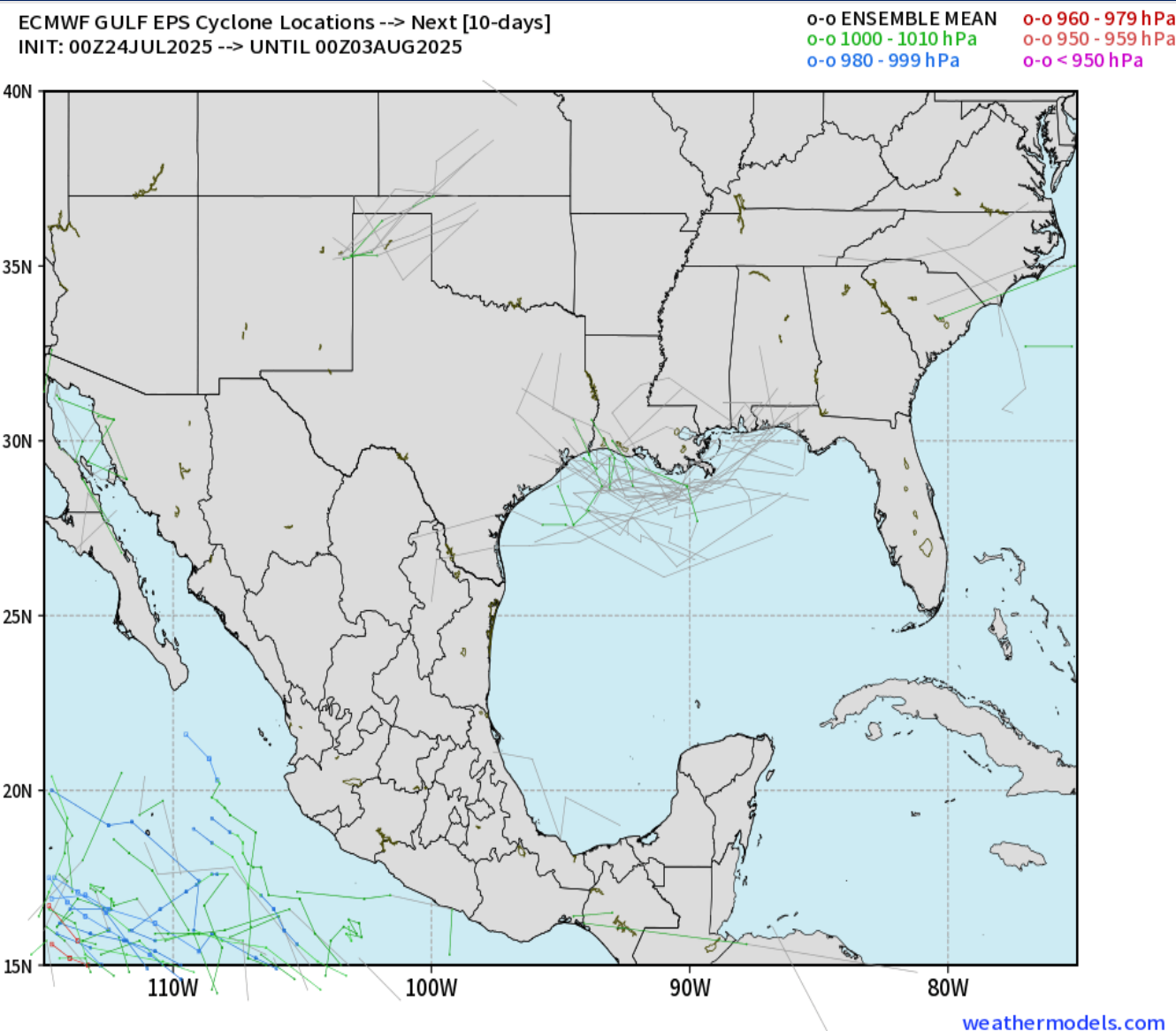
Graphic to the left represents our favored seasonal outlook for the 2025 Hurricane Season. Conditions expected to be more favorable for tropical development within the Gulf this season.

No notable tropical development is expected over the next 7 days.

[Click here for the video!](#)

# Houston Pilots Tropical Update

## 10-Day Tropical Outlook



Currently monitoring a low-end risk of tropical development this weekend. Preliminary outlooks show this system impacting in/near Houston.

At this time, we are not favoring tropical storm/hurricane formation with high confidence! Tropical Depression formation chances remain very low, and heavy rain / elevated gusts to 25kts are the only risks with this system as it arrives tomorrow morning. Will continue to monitor and update as needed!

# Houston Pilots Visibility Chart (miles)



Visibility	Thu 2 pm	Thu 3 pm	Thu 4 pm	Thu 5 pm	Thu 6 pm	Thu 7 pm	Thu 8 pm	Thu 9 pm	Thu 10 pm	Thu 11 pm	Fri 12 am	Fri 1 am	Fri 2 am	Fri 3 am	Fri 4 am	Fri 5 am	Fri 6 am	Fri 7 am	Fri 8 am	Fri 9 am	Fri 10 am	Fri 11 am	Fri 12 pm	Fri 1 pm	
Houston Pilots N - 610 Bridge	10	10	10	10	10	10	10	10	10	10	10	10	10	10	10	10	10	10	10	10	10	10	10	10	
Houston Pilots M - Kinder 1	10	10	10	10	10	10	10	10	10	10	10	10	10	10	10	10	10	10	10	10	10	10	10	10	
Houston Pilots L - Greens Bayou	10	10	10	10	10	10	10	10	10	10	10	10	10	10	10	10	10	10	10	10	10	10	10	10	
Houston Pilots K - Shell Crude	10	10	10	10	10	10	10	10	10	10	10	10	10	10	10	10	10	10	10	10	10	10	10	10	
Houston Pilots J - Lynchburg Ferries	10	10	10	10	10	10	10	10	10	10	10	10	10	10	10	10	10	10	10	10	10	10	10	10	
Houston Pilots I - Exxon 3	10	10	10	10	10	10	10	10	10	10	10	10	10	10	10	10	10	10	10	10	10	10	10	10	
Houston Pilots H - Morgans Point	10	10	10	10	10	10	10	10	10	10	10	10	10	10	10	10	10	10	10	10	10	10	10	10	
Houston Pilots G - 75/76	10	10	10	10	10	10	10	10	10	10	10	10	10	10	10	10	10	10	10	10	10	10	10	6	7
Houston Pilots F - 63/64	10	10	10	10	10	10	10	10	10	10	10	10	10	10	10	10	10	10	10	10	10	10	10	5	6
Houston Pilots E - 51/52	10	10	10	10	10	10	10	10	10	10	10	10	10	10	10	10	10	10	10	10	10	10	10	4	5
Houston Pilots D - 37/38	10	10	10	10	10	10	10	10	10	10	10	10	10	10	10	10	10	10	10	10	10	10	10	4	4
Houston Pilots C - 25/26	10	10	10	10	10	10	10	10	10	10	10	10	10	10	10	10	10	10	10	10	10	10	10	4	4
Houston Pilots B - 11/12	10	10	10	10	10	10	10	10	10	10	10	10	10	10	10	10	10	10	10	10	10	10	10	2.5	4
Houston Pilots A - 1 & 2 Bravo	10	10	10	10	10	10	10	10	10	10	10	10	10	10	10	10	10	10	10	10	10	10	10	7	8

**NOTE:** This is automated data that may/may not agree with the official BAM thinking that's found on the daily slides or special visibility report slides. This data should be used as a guide only



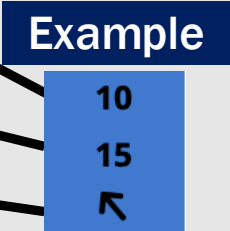
# Houston Pilots Wind Chart



Forecast Confidence



Sustained Wind 10 Knots  
Gusts 15 Knots  
Wind from the SE



Wind	Thu 2 pm	Thu 3 pm	Thu 4 pm	Thu 5 pm	Thu 6 pm	Thu 7 pm	Thu 8 pm	Thu 9 pm	Thu 10 pm	Thu 11 pm	Thu 12 am	Fri 1 am	Fri 2 am	Fri 3 am	Fri 4 am	Fri 5 am	Fri 6 am	Fri 7 am	Fri 8 am	Fri 9 am	Fri 10 am	Fri 11 am	Fri 12 pm	Fri 1 pm	
Houston Pilots N - 610 Bridge	2	3	3	3	3	6	6	6	5	5	3	3	3	3	3	3	3	3	3	3	3	3	5	5	
	6	7	7	8	9	9	12	10	10	9	8	8	7	7	7	7	6	6	6	6	7	8	9	10	
	↘	↓	↓	↙	↙	↙	↙	↑	↑	↑	↑	↑	↑	↑	↑	↑	↑	↑	↑	↑	↑	↑	↑	↑	
Houston Pilots M - Kinder 1	2	3	3	3	5	6	6	6	5	5	3	3	3	3	3	3	3	3	3	3	3	3	5	5	
	6	7	7	8	9	9	10	10	10	9	8	8	7	7	6	6	6	6	6	6	7	8	9	10	
	↘	↓	↓	↙	↙	↙	↙	↑	↑	↑	↑	↑	↑	↑	↑	↑	↑	↑	↑	↑	↑	↑	↑	↑	
Houston Pilots L - Greens Bayou	2	3	3	3	3	5	6	5	5	5	3	3	3	3	3	3	2	2	3	3	3	3	5	5	
	6	7	7	8	9	9	10	10	9	9	8	7	7	7	6	6	5	5	6	6	7	8	9	10	
	↓	↙	↙	↙	↙	↙	↙	↑	↑	↑	↑	↑	↑	↑	↑	↑	↑	↑	↑	↑	↑	↑	↑	↑	
Houston Pilots K - Shell Crude	2	3	3	5	5	5	6	5	5	3	3	3	3	3	3	3	2	2	3	3	3	3	5	5	
	6	7	7	8	9	9	10	10	9	9	8	7	7	7	6	6	5	5	6	6	7	7	9	10	
	↓	↙	↙	↙	↙	↙	↙	↑	↑	↑	↑	↑	↑	↑	↑	↑	↑	↑	↑	↑	↑	↑	↑	↑	
Houston Pilots J - Lynchburg Ferries	2	3	3	3	3	5	5	5	3	3	3	3	3	2	2	2	2	2	2	2	2	3	3	5	5
	6	7	7	8	9	9	10	9	9	8	7	7	7	6	5	5	5	5	5	5	5	7	7	9	10
	↓	↙	↙	↙	↙	↙	↙	↑	↑	↑	↑	↑	↑	↑	↑	↑	↑	↑	↑	↑	↑	↑	↑	↑	
Houston Pilots I - Exxon 3	3	5	6	6	7	8	8	8	8	8	8	7	7	6	6	6	6	6	6	6	6	6	6	6	6
	7	9	9	10	10	12	13	13	13	12	12	9	9	8	8	8	8	8	8	8	8	8	9	9	12
	↙	↙	↙	↙	↙	↙	↑	↑	↑	↑	↑	↑	↑	↑	↑	↑	↑	↑	↑	↑	↑	↑	↑	↑	
Houston Pilots H - Morgans Point	3	5	6	6	7	8	8	8	8	8	8	7	7	6	6	6	6	6	6	6	6	6	6	6	6
	7	9	10	10	10	12	13	13	13	12	12	9	9	8	8	8	8	8	8	8	8	8	9	9	12
	↙	↙	↙	↙	↙	↑	↑	↑	↑	↑	↑	↑	↑	↑	↑	↑	↑	↑	↑	↑	↑	↑	↑	↑	
Houston Pilots G - 75/76	3	5	6	6	7	8	9	9	8	8	8	8	8	7	7	6	6	6	7	6	6	6	6	6	6
	8	9	10	12	12	13	14	14	13	13	13	10	10	9	9	9	9	9	9	9	9	10	10	13	
	↙	↙	↙	↙	↑	↑	↑	↑	↑	↑	↑	↑	↑	↑	↑	↑	↑	↑	↑	↑	↑	↑	↑	↑	
Houston Pilots F - 63/64	3	3	6	6	7	8	9	9	8	8	8	8	8	7	7	6	6	6	7	6	6	6	6	6	6
	7	9	10	12	12	14	14	14	13	13	13	10	10	9	9	9	9	9	10	9	9	10	10	12	
	↙	↙	↙	↙	↑	↑	↑	↑	↑	↑	↑	↑	↑	↑	↑	↑	↑	↑	↑	↑	↑	↑	↑	↑	
Houston Pilots E - 51/52	3	3	5	6	7	8	9	9	8	8	8	8	7	7	6	6	6	6	7	7	7	7	6	6	6
	7	9	10	12	12	14	14	14	13	13	12	10	10	9	9	9	9	9	10	10	10	10	12	13	
	↙	↙	↙	↙	↑	↑	↑	↑	↑	↑	↑	↑	↑	↑	↑	↑	↑	↑	↑	↑	↑	↑	↑	↑	
Houston Pilots D - 37/38	3	3	5	6	6	8	8	8	8	8	8	8	7	7	6	6	6	6	7	7	7	7	6	6	6
	7	8	9	12	10	12	14	13	13	13	12	10	10	9	9	9	9	9	10	10	10	10	12	13	
	↙	↙	↙	↙	↑	↑	↑	↑	↑	↑	↑	↑	↑	↑	↑	↑	↑	↑	↑	↑	↑	↑	↑	↑	
Houston Pilots C - 25/26	3	3	5	6	6	7	8	8	8	8	8	7	7	6	6	6	6	6	7	7	7	7	7	7	7
	7	8	9	10	10	12	13	13	13	13	12	10	10	9	9	9	9	9	10	10	10	10	12	13	
	↓	↙	↙	↙	↑	↑	↑	↑	↑	↑	↑	↑	↑	↑	↑	↑	↑	↑	↑	↑	↑	↑	↑	↑	
Houston Pilots B - 11/12	3	3	5	6	6	6	8	7	7	7	6	6	6	6	6	6	6	6	6	6	6	7	7	6	6
	7	8	8	9	9	10	12	12	12	12	12	9	9	9	9	9	9	9	10	10	10	10	12	13	
	↙	↙	↙	↑	↑	↑	↑	↑	↑	↑	↑	↑	↑	↑	↑	↑	↑	↑	↑	↑	↑	↑	↑	↑	
Houston Pilots A - 1 & 2 Bravo	3	3	3	5	6	7	8	8	8	8	8	8	7	7	7	7	7	7	8	7	8	8	7	7	7
	7	8	8	9	10	10	12	12	13	13	12	10	10	10	10	10	10	10	12	12	12	12	12	13	13
	↓	→	↑	↑	↑	↑	↑	↑	↑	↑	↑	↑	↑	↑	↑	↑	↑	↑	↑	↑	↑	↑	↑	↑	

NOTE: This is automated data that may/may not agree with the official BAM thinking that's found on the daily slides.  
This data should be used as a guide only.

# Houston Pilots: THU. 7/24/2025

## Forecast Discussion

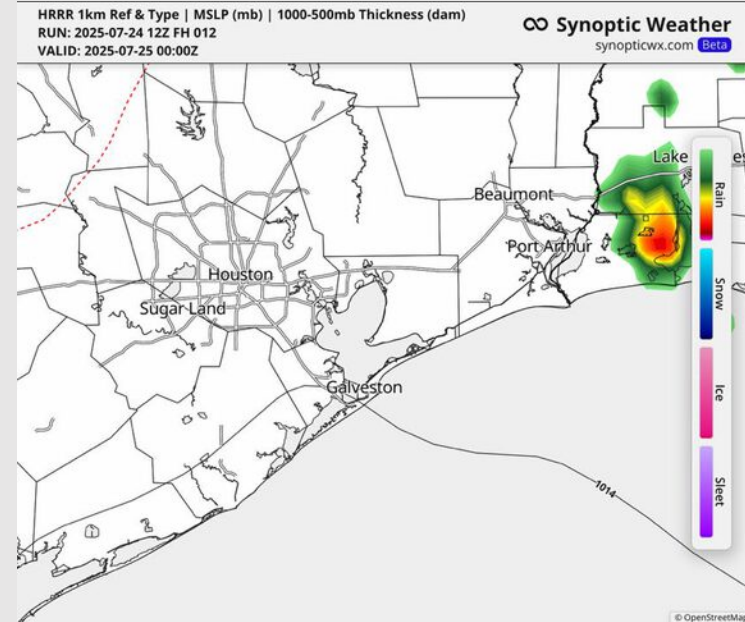
**Precip:** Favoring dry conditions throughout the day, but scattered storms are favored to move into the area from 7 PM and into the overnight. The Stations S of Morgan's Point are most likely to see a storm, but these storms remain a possibility for all Stations. **Main risks for these storms include lightning, heavy downpours, and 30 kt wind gusts.**

**Wind:** Winds will be variable until 6 PM when winds blow generally from the SW for the rest of the PM. **N of Morgan's Point:** Winds will be at 3 – 8 kts. **S of Morgan's Point:** Winds will be at 8 – 16 kts. **Occasional wind gusts S of Morgan's Point may reach up to 20 kts after 7 PM.**

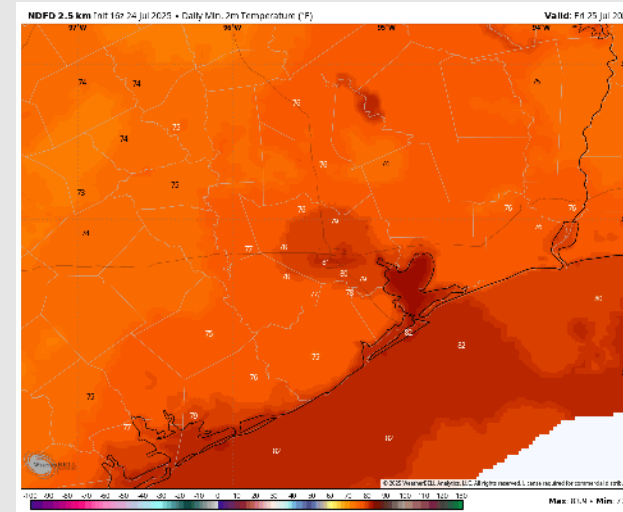
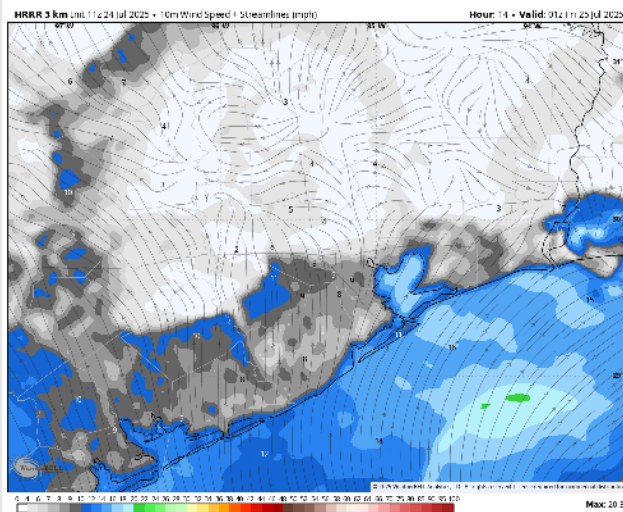
**Low Temps:** **N of Morgan's Point:** High 70s to low 80s F. **S of Morgan's Point:** Low 80s F.

**Visibility:** No visibility concerns today until the scattered storms move in.

## Precip Image: 7 PM CT



**Wind Speed:**  
**8 PM CT**



**Low Temps**  
**FRI AM**

# Houston Pilots: FRI. 7/25/2025

## Forecast Discussion

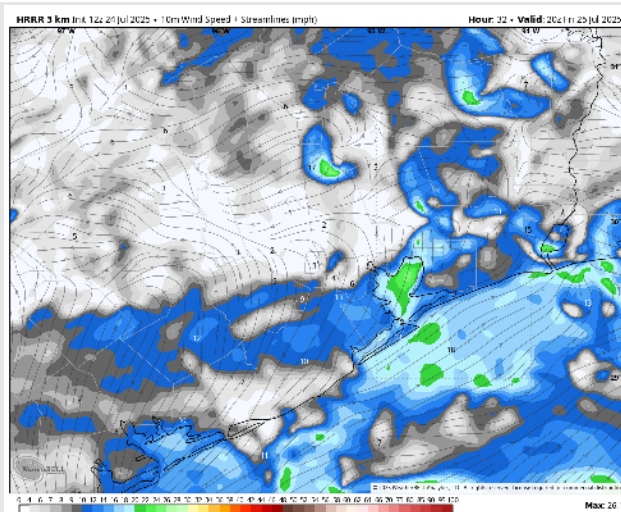
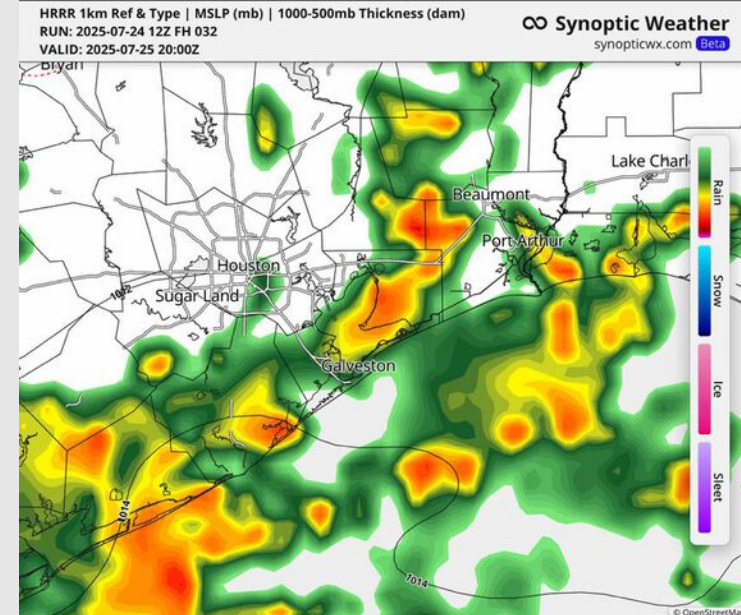
**Precip:** Scattered showers and storms are favored from 2 – 6 AM, and then again from 12 PM – 11 PM for all Stations. **Main risks include lightning, heavy downpours, and wind gusts of 30 kts.**

**Wind:** Winds will be mostly from the SW. **N of Morgan's Point:** Winds will be at 6 – 10 kts. **S of Morgan's Point:** Winds will be at 11 – 15 kts. **Sustained winds of up to 20 kts are possible S of Morgan's Point from 3 – 7 AM.**

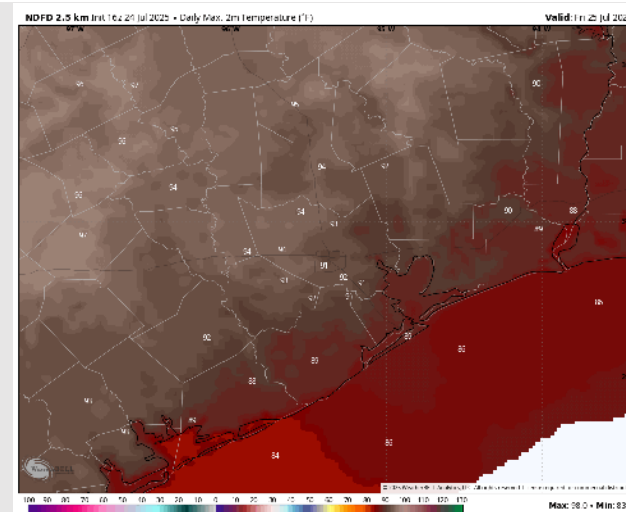
**High Temps:** **N of Morgan's Point:** Low 90s F. **S of Morgan's Point:** High 80s F.

**Visibility:** No fog concerns Friday, however, visibility may be limited under heavy downpours.

## Precip Image: 3 PM CT



**Wind Speed:**  
**3 PM CT**



**High Temps**  
**Friday**



# Houston Pilots: SAT. 7/26/2025

## Forecast Discussion

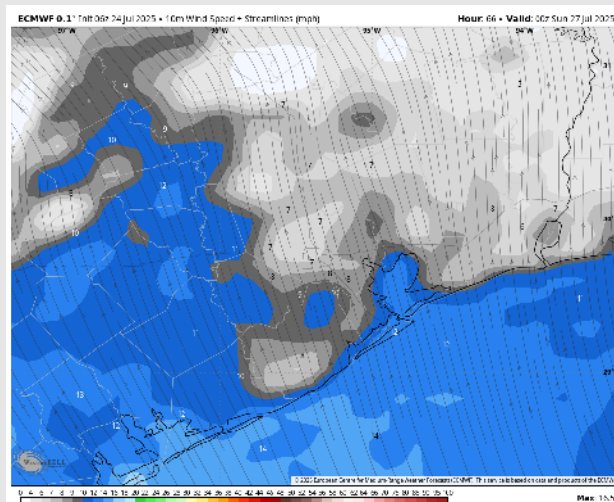
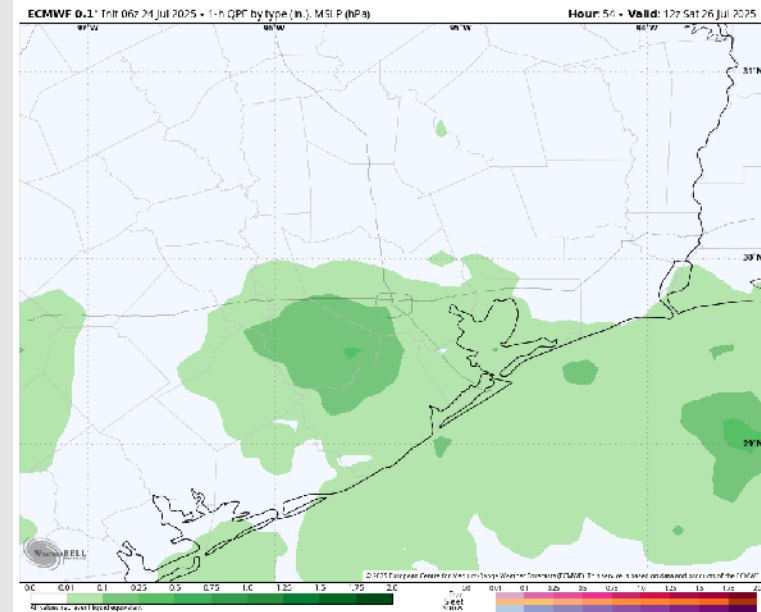
**Precip:** Scattered showers and storms will be possible from 3AM – 2PM Saturday. **A few storms will contain frequent lightning, gusty winds of 30+ kts, and heavy downpours.**

**Wind:** Winds will be out of the SW until 6 PM when winds shift to blow from the S/SE for the rest of the PM. **N of Morgan's Point:** Winds will be at 4 – 8 kts. **S of Morgan's Point:** Winds will be at 8 – 12 kts.

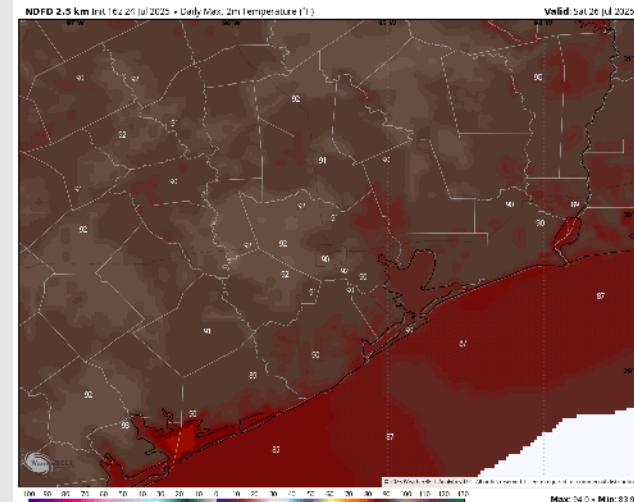
**High Temps:** **N of Morgan's Point:** Low 90s F. **S of Morgan's Point:** High 80s F.

**Visibility:** No visibility concerns Saturday, however, heavy downpours may limit visibility.

## Precip Image: 7 AM CT



**Wind Speed:**  
5 PM CT

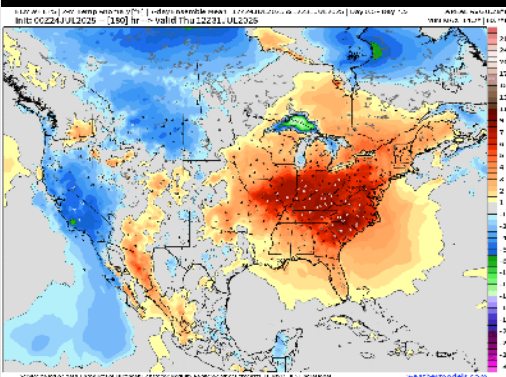


**High Temps**  
**Saturday**

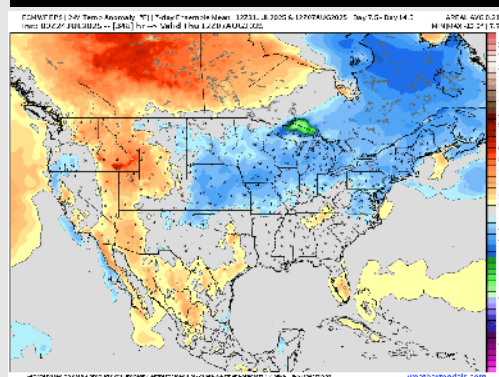


# Houston Pilots: 7/26/25

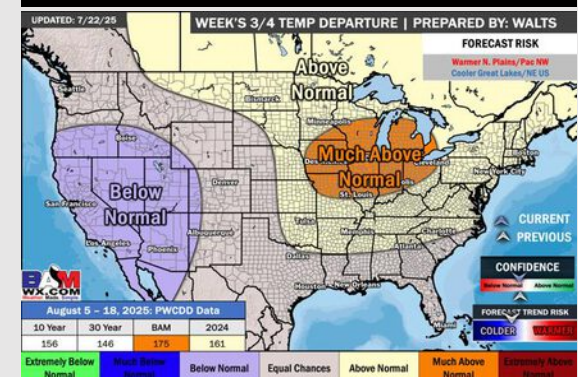
## Next 7 Day Temperature Departure



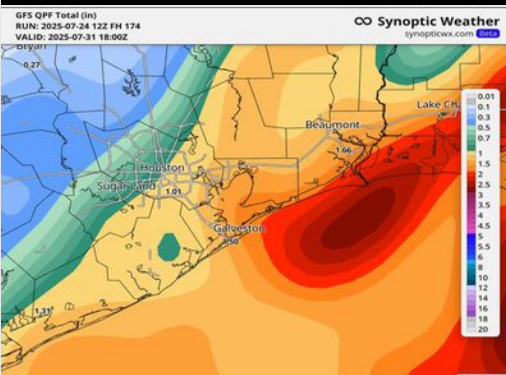
## 8-14 Day Temperature Departure



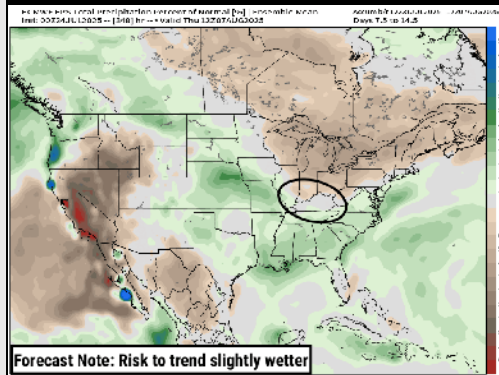
## 15-30 Day Temperature Departure



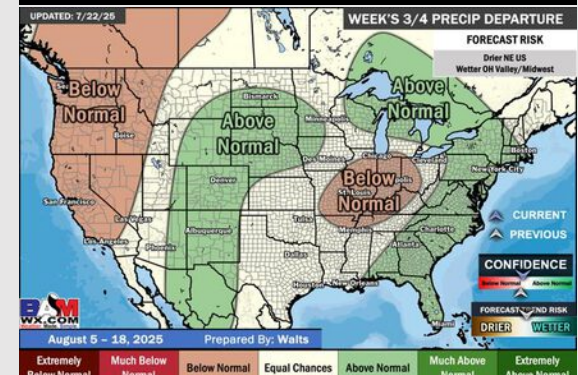
## Next 7 Day Total Precipitation



## 8-14 Day % of Average Precip.



## 15-30 Day % of Average Precip.



Forecast Note: Risk to trend slightly wetter

- Temps are expected to be near normal to above normal for the next 7 days with rain chances possible into the weekend.
- Near normal to above normal temps and above normal rain chances are favored for days 8 – 14.
- Near normal to below normal temperatures are favored for the start of August along with near normal rainfall chances.