

Houston Pilots Forecast Package



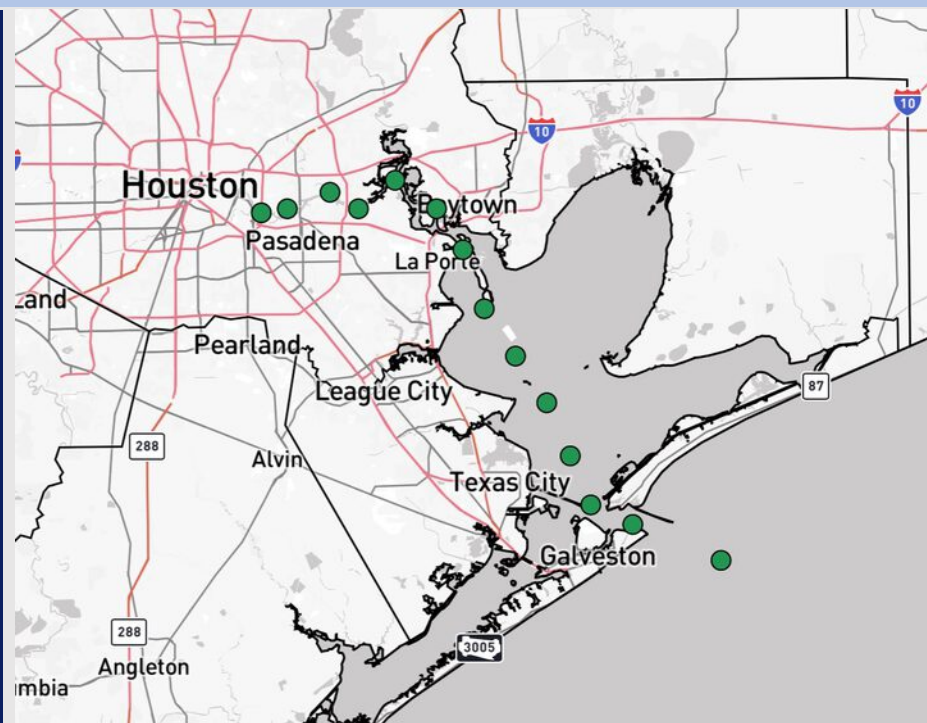
Updated: 11:30 PM CT

Monday, July 21, 2025

Forecaster: Tyler Riggles

Weather Headlines

- Dry conditions favored over the next 72 hours.
- Not anticipating any visibility concerns over the next 72 hours.
- Not anticipating any tropical development in the Gulf over the next 10 days.



Current Radar: 11:25 PM CT

As always, please do not hesitate to reach out to us with any forecast questions at [\(317\)-560-8122](tel:317-560-8122). Press 1 for forecast questions.

You can also access real-time forecast updates and 24/7 meteorological chat assistance on your [Clarity](#) app. Click [here](#) for login assistance.

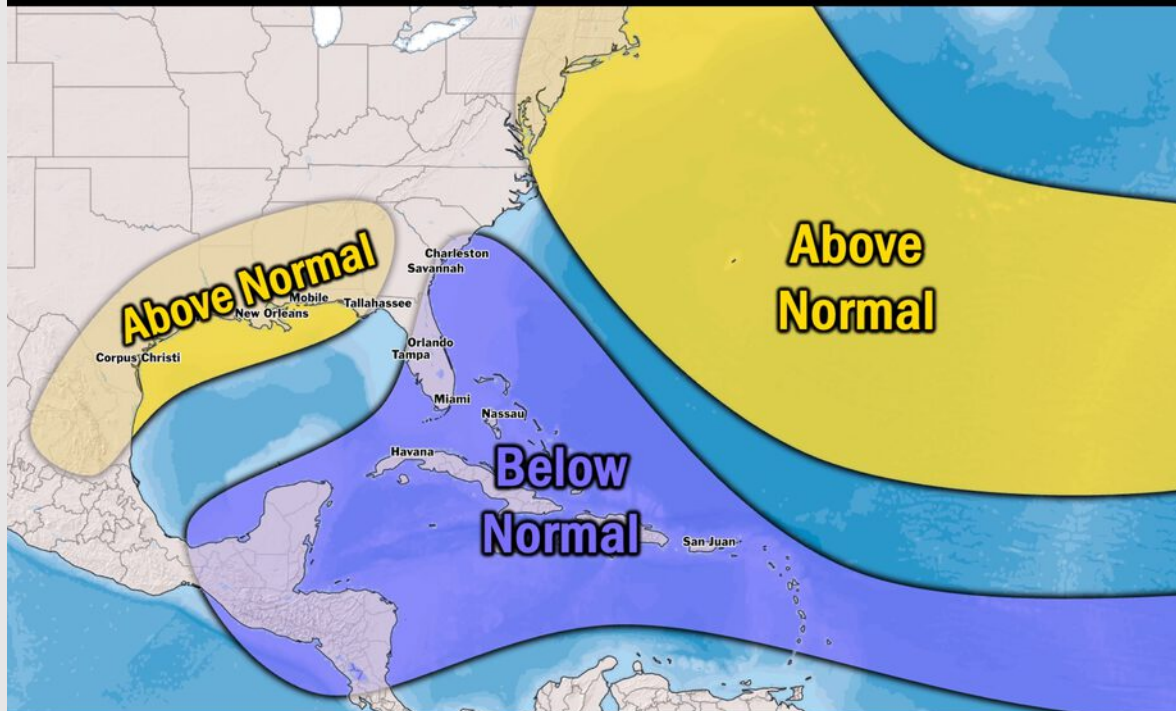


Houston Pilots Tropical Update

Seasonal Hurricane Outlook

2025 HURRICANE SEASON

Updated Issued: Wednesday, June 25, 2025



KEY SEASON NOTES

15 - 19

Named Storms
10 Year Avg: 17.8

6 - 9

Hurricanes
10 Year Avg: 8.2

2 - 4

Major Hurricanes
10 Year Avg: 3.8

Graphic to the left represents our favored seasonal outlook for the 2025 Hurricane Season. Conditions expected to be more favorable for tropical development within the Gulf this season.

No notable tropical development is expected over the next 7 days.

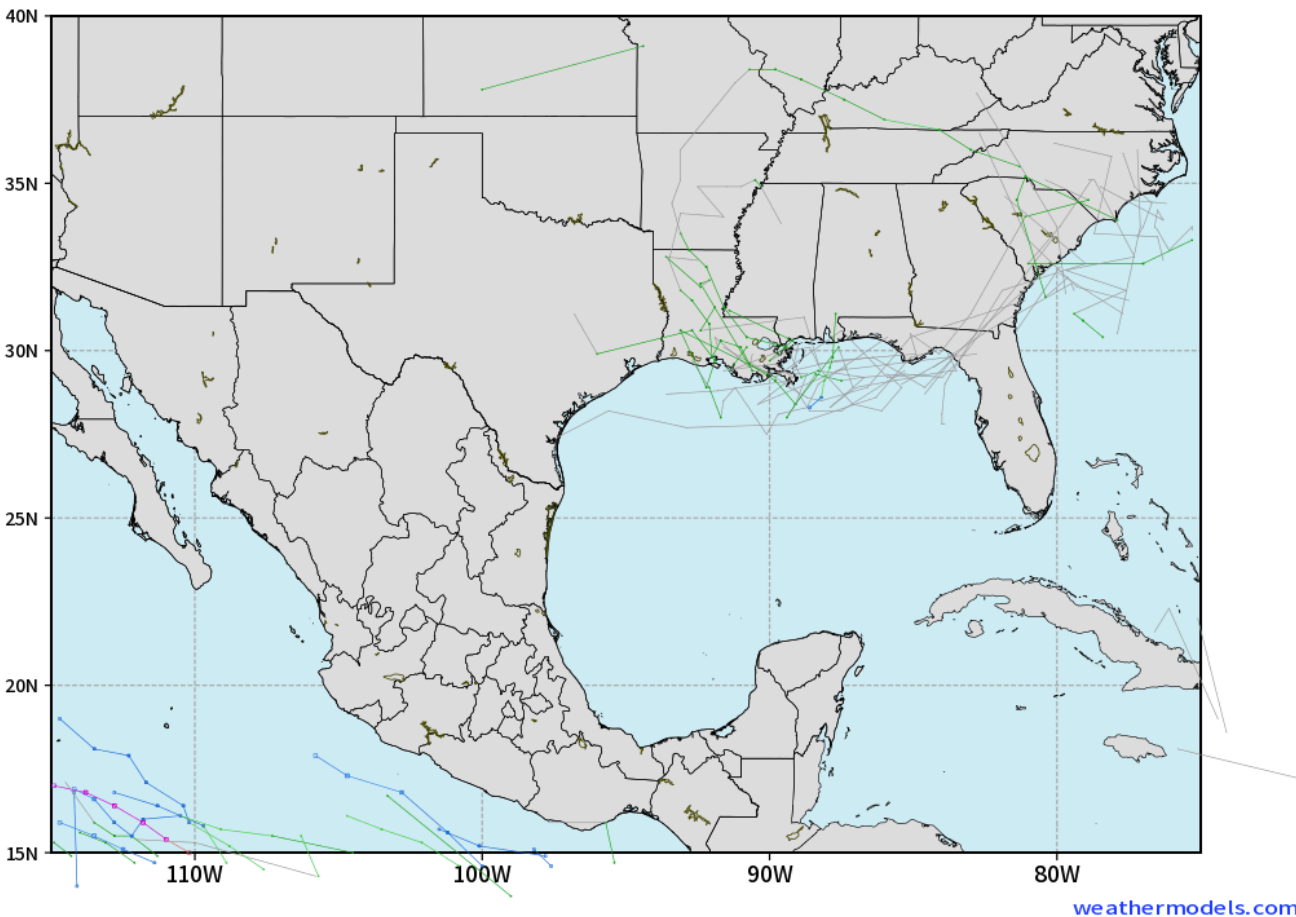
[Click here for the video!](#)

Houston Pilots Tropical Update

10-Day Tropical Outlook

ECMWF GULF EPS Cyclone Locations --> Next [10-days]
INIT: 12Z20JUL2025 --> UNTIL 12Z30JUL2025

o-o ENSEMBLE MEAN
o-o 1000 - 1010 hPa
o-o 980 - 999 hPa
o-o 960 - 979 hPa
o-o 950 - 959 hPa
o-o < 950 hPa



**Not
anticipating
any tropical
development
in the Gulf
over the next
10 days.**

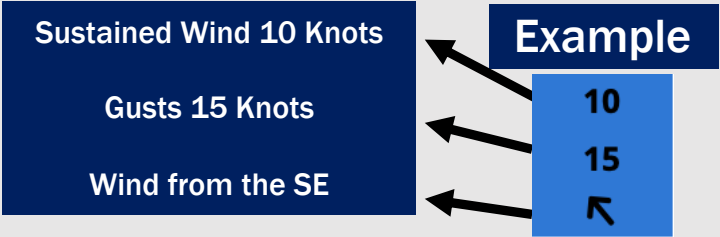
Houston Pilots Visibility Chart (miles)



Visibility	Mon 1 am	Mon 2 am	Mon 3 am	Mon 4 am	Mon 5 am	Mon 6 am	Mon 7 am	Mon 8 am	Mon 9 am	Mon 10 am	Mon 11 am	Mon 12 pm	Mon 1 pm	Mon 2 pm	Mon 3 pm	Mon 4 pm	Mon 5 pm	Mon 6 pm	Mon 7 pm	Mon 8 pm	Mon 9 pm	Mon 10 pm	Mon 11 pm	Tue 12 am
Houston Pilots N - 610 Bridge	10	10	10	10	10	10	10	10	10	10	10	10	10	10	10	10	10	10	10	10	10	10	10	10
Houston Pilots M - Kinder 1	10	10	10	10	10	10	10	10	10	10	10	10	10	10	10	10	10	10	10	10	10	10	10	10
Houston Pilots L - Greens Bayou	10	10	10	10	10	10	10	10	10	10	10	10	10	10	10	10	10	10	10	10	10	10	10	10
Houston Pilots K - Shell Crude	10	10	10	10	10	10	10	10	10	10	10	10	10	10	10	10	10	10	10	10	10	10	10	10
Houston Pilots J - Lynchburg Ferries	10	10	10	10	10	10	10	10	10	10	10	10	10	10	10	10	10	10	10	10	10	10	10	10
Houston Pilots I - Exxon 3	10	10	10	10	10	10	10	10	10	10	10	10	10	10	10	10	10	10	10	10	10	10	10	10
Houston Pilots H - Morgans Point	10	10	10	10	10	10	10	10	10	10	10	10	10	10	10	10	10	10	10	10	10	10	10	10
Houston Pilots G - 75/76	10	10	10	10	10	10	10	10	10	10	10	10	10	10	10	10	10	10	10	10	10	10	10	10
Houston Pilots F - 63/64	10	10	10	10	10	10	10	10	10	10	10	10	10	10	10	10	10	10	10	10	10	10	10	10
Houston Pilots E - 51/52	10	10	10	10	10	10	10	10	10	10	10	10	10	10	10	10	10	10	10	10	10	10	10	10
Houston Pilots D - 37/38	10	10	10	10	10	10	10	10	10	10	10	10	10	10	10	10	10	10	10	10	10	10	10	10
Houston Pilots C - 25/26	10	10	10	10	10	10	10	10	10	10	10	10	10	10	10	10	10	10	10	10	10	10	10	10
Houston Pilots B - 11/12	10	10	10	10	10	10	10	10	10	10	10	10	10	10	10	10	10	10	10	10	10	10	10	10
Houston Pilots A - 1 & 2 Bravo	10	10	10	10	10	10	10	10	10	10	10	10	10	10	10	10	10	10	10	10	10	10	10	10

NOTE: This is automated data that may/may not agree with the official BAM thinking that’s found on the daily slides or special visibility report slides. This data should be used as a guide only

Houston Pilots Wind Chart



Wind	Mon 1 am	Mon 2 am	Mon 3 am	Mon 4 am	Mon 5 am	Mon 6 am	Mon 7 am	Mon 8 am	Mon 9 am	Mon 10 am	Mon 11 am	Mon 12 pm	Mon 1 pm	Mon 2 pm	Mon 3 pm	Mon 4 pm	Mon 5 pm	Mon 6 pm	Mon 7 pm	Mon 8 pm	Mon 9 pm	Mon 10 pm	Mon 11 pm	Tue 12 am
Houston Pilots N - 610 Bridge	6 13 ↑	6 12 ↑	6 10 ↑	6 10 ↑	5 10 ↑	5 9 ↑	5 9 ↑	5 9 ↑	5 10 ↑	6 10 ↑	6 13 ↑	7 14 ↑	7 14 ↑	7 15 ↑	8 16 ↑	9 17 ↑	9 17 ↑	9 18 ↑	10 18 ↑	10 18 ↑	8 17 ↑	8 15 ↑	7 14 ↑	6 13 ↑
Houston Pilots M - Kinder 1	6 13 ↑	6 12 ↑	6 10 ↑	5 10 ↑	5 10 ↑	5 9 ↑	5 9 ↑	3 9 ↑	5 9 ↑	6 10 ↑	6 13 ↑	7 13 ↑	7 14 ↑	7 15 ↑	8 16 ↑	9 17 ↑	9 17 ↑	9 18 ↑	10 17 ↑	9 18 ↑	8 17 ↑	8 15 ↑	7 14 ↑	6 13 ↑
Houston Pilots L - Greens Bayou	6 13 ↑	6 12 ↑	5 9 ↑	5 9 ↑	5 9 ↑	5 9 ↑	3 8 ↑	3 8 ↑	5 9 ↑	6 10 ↑	6 13 ↑	7 13 ↑	7 14 ↑	8 15 ↑	8 16 ↑	9 17 ↑	9 17 ↑	9 18 ↑	9 17 ↑	9 17 ↑	8 16 ↑	7 15 ↑	6 14 ↑	6 12 ↑
Houston Pilots K - Shell Crude	6 13 ↑	6 12 ↑	5 10 ↑	5 9 ↑	5 9 ↑	3 9 ↑	3 8 ↑	3 8 ↑	5 9 ↑	5 10 ↑	6 13 ↑	7 13 ↑	7 14 ↑	8 15 ↑	8 17 ↑	9 17 ↑	9 17 ↑	10 18 ↑	9 17 ↑	9 17 ↑	8 16 ↑	7 15 ↑	6 14 ↑	6 12 ↑
Houston Pilots J - Lynchburg Ferries	6 12 ↑	5 10 ↑	5 9 ↑	3 9 ↑	3 9 ↑	3 8 ↑	3 8 ↑	3 7 ↑	3 8 ↑	5 9 ↑	6 12 ↑	7 13 ↑	8 14 ↑	8 15 ↑	8 16 ↑	9 17 ↑	9 17 ↑	10 18 ↑	9 17 ↑	9 17 ↑	8 16 ↑	7 15 ↑	6 13 ↑	6 12 ↑
Houston Pilots I - Exxon 3	10 15 ↑	10 15 ↑	9 14 ↑	9 13 ↑	9 13 ↑	8 13 ↑	8 12 ↑	8 10 ↑	8 12 ↑	8 12 ↑	8 14 ↑	9 14 ↑	9 15 ↑	10 17 ↑	12 18 ↑	13 20 ↑	14 20 ↑	13 20 ↑	13 20 ↑	13 20 ↑	13 17 ↑	12 17 ↑	10 15 ↑	10 14 ↑
Houston Pilots H - Morgans Point	10 15 ↑	10 15 ↑	10 14 ↑	9 14 ↑	9 14 ↑	8 13 ↑	8 12 ↑	8 12 ↑	8 12 ↑	8 13 ↑	8 14 ↑	9 14 ↑	9 16 ↑	10 17 ↑	12 18 ↑	13 20 ↑	14 20 ↑	13 20 ↑	13 18 ↑	13 17 ↑	13 17 ↑	12 17 ↑	10 15 ↑	10 14 ↑
Houston Pilots G - 75/76	12 17 ↑	12 16 ↑	10 16 ↑	10 15 ↑	10 15 ↑	10 15 ↑	9 14 ↑	9 14 ↑	9 14 ↑	9 14 ↑	9 15 ↑	9 15 ↑	10 16 ↑	10 17 ↑	12 18 ↑	13 20 ↑	14 20 ↑	13 20 ↑	13 20 ↑	13 20 ↑	13 17 ↑	13 17 ↑	12 16 ↑	10 15 ↑
Houston Pilots F - 63/64	12 17 ↑	12 16 ↑	10 16 ↑	10 15 ↑	10 15 ↑	10 15 ↑	10 14 ↑	9 14 ↑	9 14 ↑	9 14 ↑	9 15 ↑	9 15 ↑	9 16 ↑	10 17 ↑	10 18 ↑	12 20 ↑	13 20 ↑	13 20 ↑	13 18 ↑	13 17 ↑	13 17 ↑	12 16 ↑	12 15 ↑	10 14 ↑
Houston Pilots E - 51/52	13 17 ↑	12 16 ↑	12 16 ↑	12 16 ↑	10 16 ↑	10 16 ↑	10 15 ↑	10 15 ↑	10 15 ↑	9 15 ↑	9 15 ↑	9 15 ↑	10 16 ↑	10 17 ↑	10 18 ↑	12 18 ↑	12 18 ↑	13 18 ↑	13 17 ↑	13 17 ↑	12 17 ↑	12 17 ↑	10 15 ↑	10 14 ↑
Houston Pilots D - 37/38	13 17 ↑	13 17 ↑	12 17 ↑	12 16 ↑	12 16 ↑	10 16 ↑	10 16 ↑	10 15 ↑	10 15 ↑	10 15 ↑	10 15 ↑	9 15 ↑	10 16 ↑	10 17 ↑	10 17 ↑	12 17 ↑	12 17 ↑	12 17 ↑	12 17 ↑	12 17 ↑	12 17 ↑	12 16 ↑	10 15 ↑	10 14 ↑
Houston Pilots C - 25/26	12 16 ↑	12 16 ↑	10 16 ↑	10 16 ↑	10 16 ↑	10 16 ↑	10 16 ↑	10 15 ↑	10 15 ↑	10 15 ↑	10 15 ↑	10 15 ↑	10 15 ↑	10 16 ↑	10 16 ↑	12 16 ↑	12 16 ↑	10 17 ↑	10 16 ↑	10 16 ↑	10 16 ↑	10 16 ↑	10 15 ↑	10 14 ↑
Houston Pilots B - 11/12	10 16 ↑	10 16 ↑	9 16 ↑	9 16 ↑	9 16 ↑	9 16 ↑	9 15 ↑	9 15 ↑	8 15 ↑	8 15 ↑	8 15 ↑	9 15 ↑	9 15 ↑	9 15 ↑	9 15 ↑	9 15 ↑	9 16 ↑	10 16 ↑	9 16 ↑	9 15 ↑	9 15 ↑	9 15 ↑	9 14 ↑	8 14 ↑
Houston Pilots A - 1 & 2 Bravo	13 17 ↑	13 17 ↑	13 17 ↑	13 17 ↑	13 17 ↑	12 17 ↑	12 17 ↑	10 16 ↑	10 16 ↑	10 15 ↑	9 15 ↑	8 14 ↑	8 14 ↑	8 14 ↑	8 14 ↑	9 15 ↑	9 15 ↑	9 15 ↑	9 15 ↑	10 15 ↑	10 15 ↑	10 15 ↑	10 15 ↑	10 15 ↑

NOTE: This is automated data that may/may not agree with the official BAM thinking that's found on the daily slides.
This data should be used as a guide only.

Houston Pilots: MON. 7/21/2025

Forecast Discussion

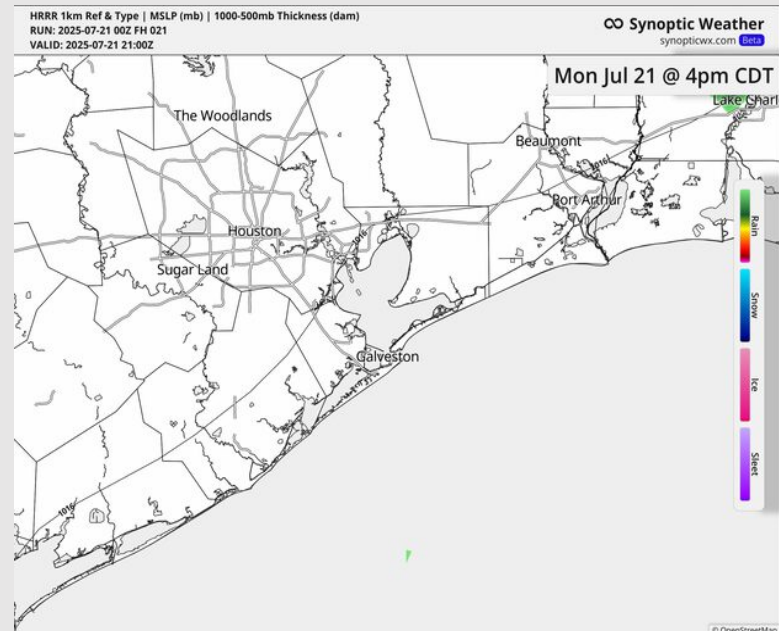
Precip: Favoring dry conditions today.

Wind: Winds will be out of the S/SW. **N of Morgan's Point:** Winds will be at 4 – 9 kts through 2 PM before increasing to 7 - 12 kts. **S of Morgan's Point:** Winds will be at 8 – 13 kts.

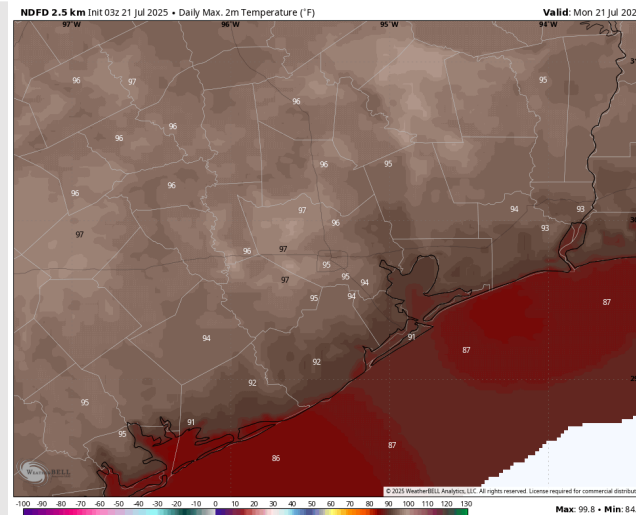
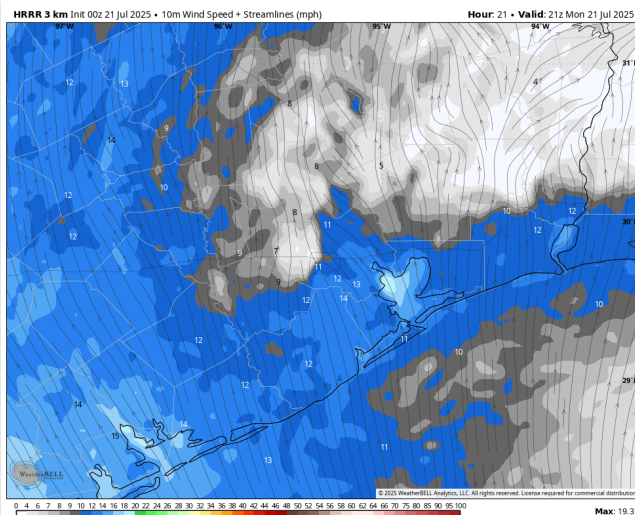
High Temps: **N of Morgan's Point:** Mid 90s F. **S of Morgan's Point:** High 80s to near 90 F.

Visibility: No visibility concerns today.

Precip Image: 4 PM CT



Wind Speed:
4 PM CT



High Temps
Today

Houston Pilots: TUE. 7/22/2025

Forecast Discussion

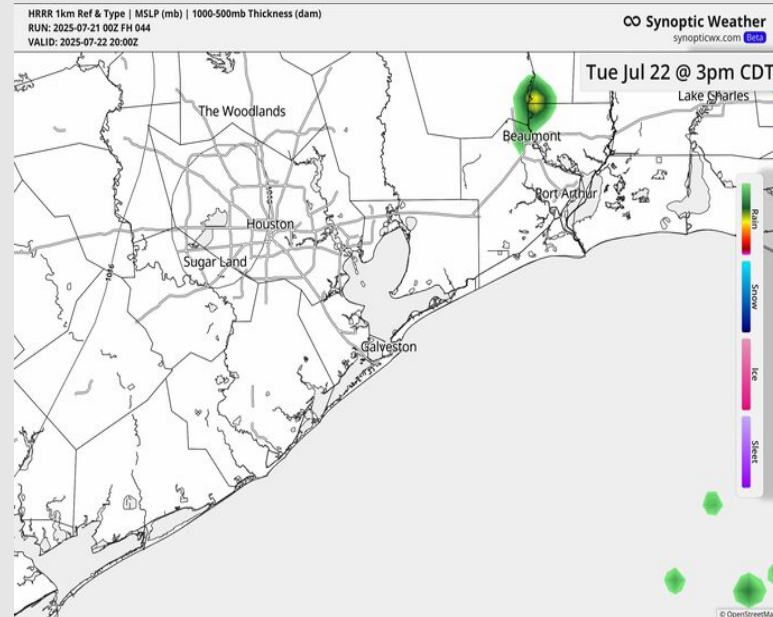
Precip: Favoring dry conditions for Tuesday.

Wind: Winds will be out of the S/SW Tuesday. **N of Morgan's Point:** Winds will be at 3 – 8 kts. **S of Morgan's Point:** Winds will be at 5 – 10 kts.


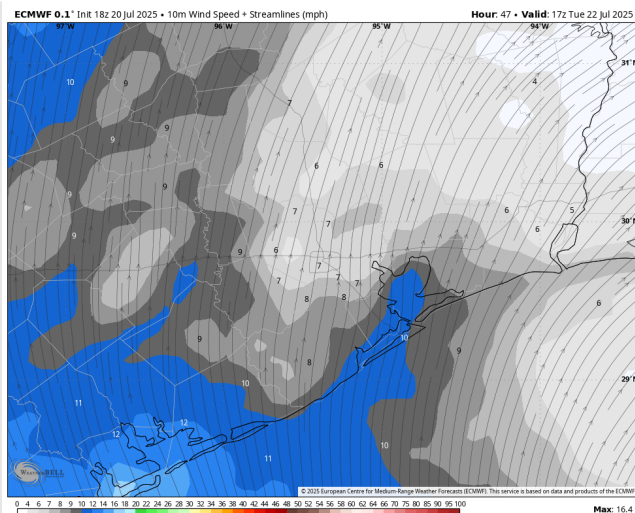
High Temps: **N of Morgan's Point:** Mid 90s F. **S of Morgan's Point:** High 80s to low 90s F.

Visibility: No visibility concerns for Tuesday.

Precip Image: 3 PM CT



Wind Speed:
12 PM CT



High Temps
Tuesday

Houston Pilots: WED. 7/23/2025

Forecast Discussion

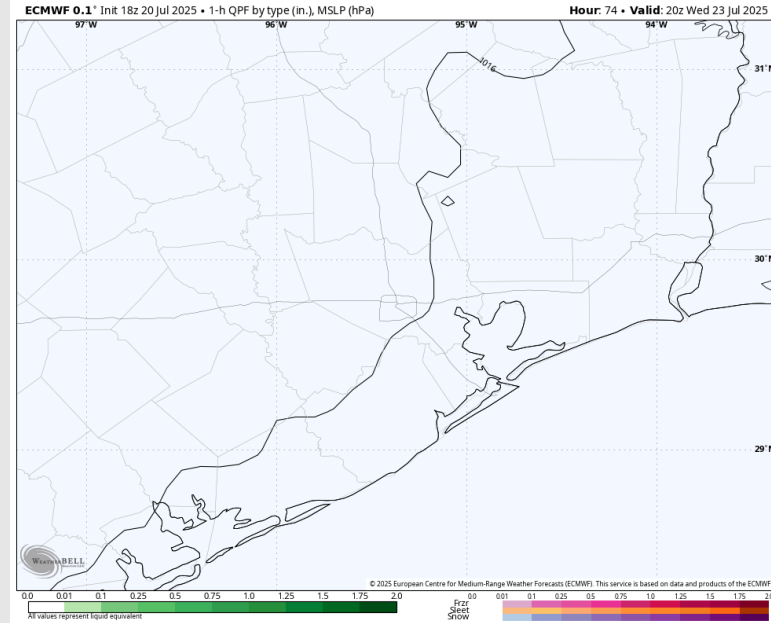
Precip: Favoring dry conditions for Wednesday.

Wind: Winds will be out of the S/SW. **N of Morgan's Point:** Winds will be at 3 – 8 kts. **S of Morgan's Point:** Winds will be at 4 – 9 kts.


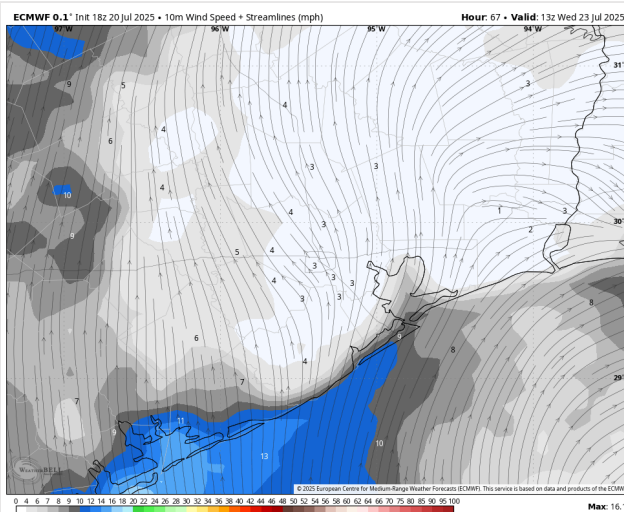
High Temps: **N of Morgan's Point:** Upper 90s F. **S of Morgan's Point:** Low 90s F.

Visibility: No visibility concerns for Wednesday.

Precip Image: 3 PM CT



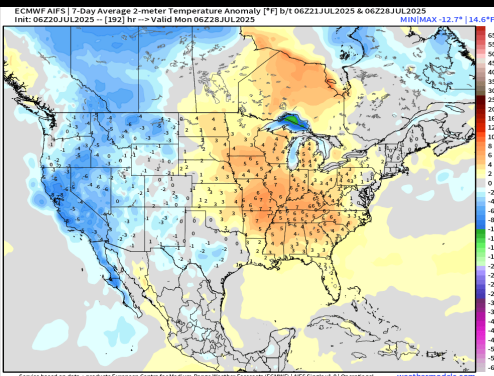
Wind Speed:
8 AM CT



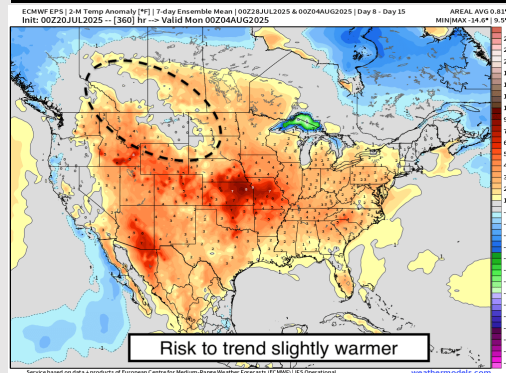
High Temps
Wednesday

Houston Pilots: 7/21/25

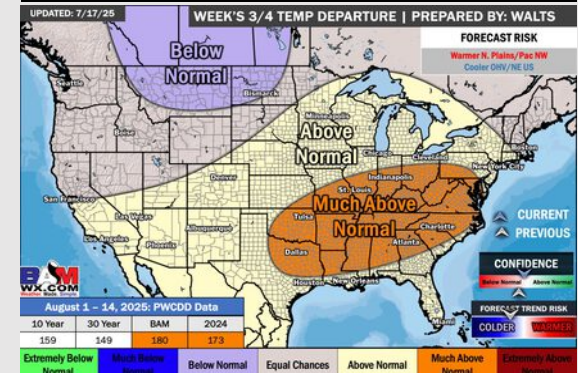
Next 7 Day Temperature Departure



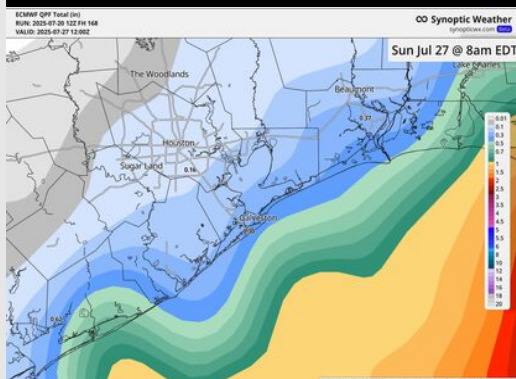
8-14 Day Temperature Departure



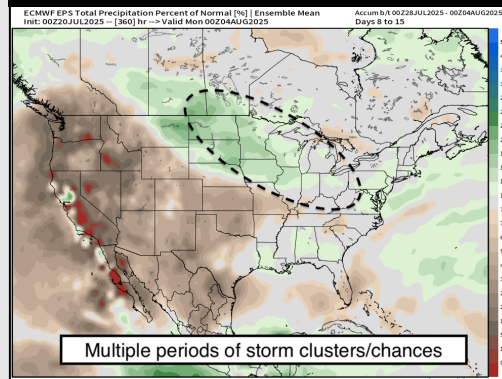
15-30 Day Temperature Departure



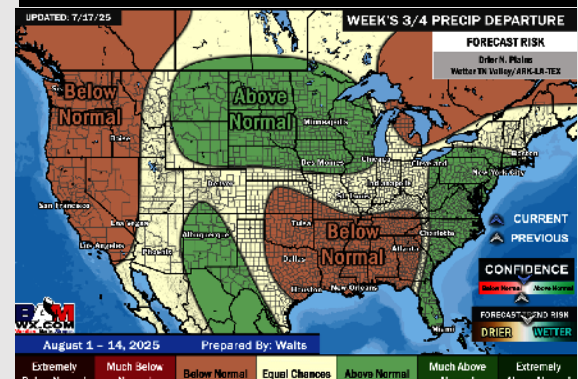
Next 7 Day Total Precipitation



8-14 Day % of Average Precip.



15-30 Day % of Average Precip.



- Temps are expected to be near normal for the next 7 days with mostly dry conditions.
- Warmer than normal temps and near normal rain chances are favored for days 8 – 14.
- Above normal temperatures are favored for the start of August along with below normal rainfall chances.