

Houston Pilots Forecast Package



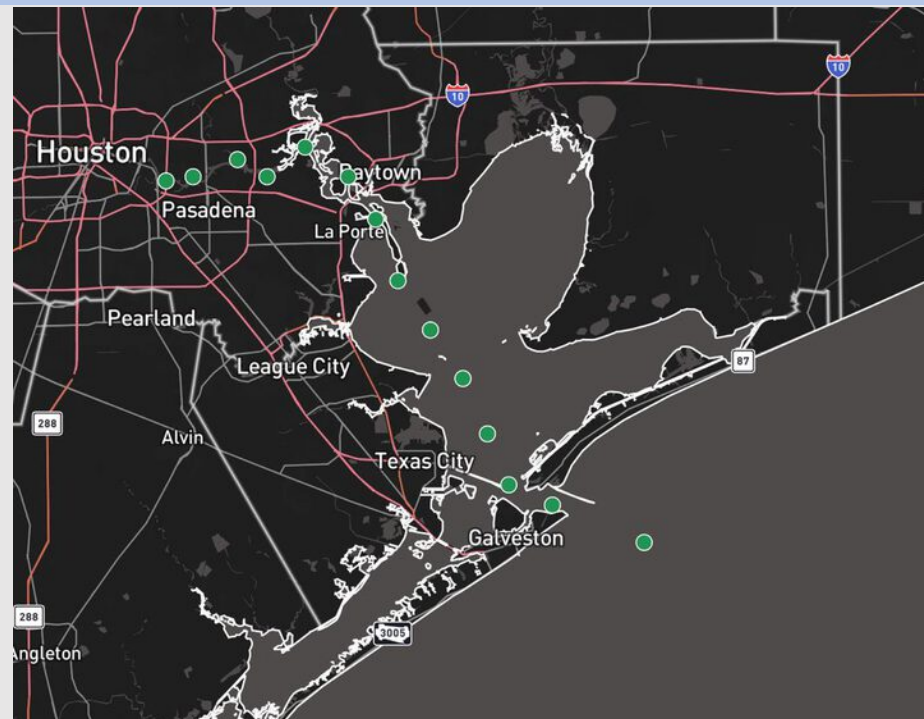
Updated: 12:30 PM CT

Wednesday, July 16, 2025

Forecaster: Lydia Purlee

Weather Headlines

- Dry conditions favored today outside of a few pop ups north and east of all Stations after 3PM.
- Currently monitoring Invest AL93 for tropical disturbance, however no impacts are favored for Houston at this time.



Current Radar: 12:30 PM CT

As always, please do not hesitate to reach out to us with any forecast questions at **(317)-560-8122**. **Press 1 for forecast questions.**

You can also access real-time forecast updates and 24/7 meteorological chat assistance on your **Clarity** app. Click [here](#) for login assistance.

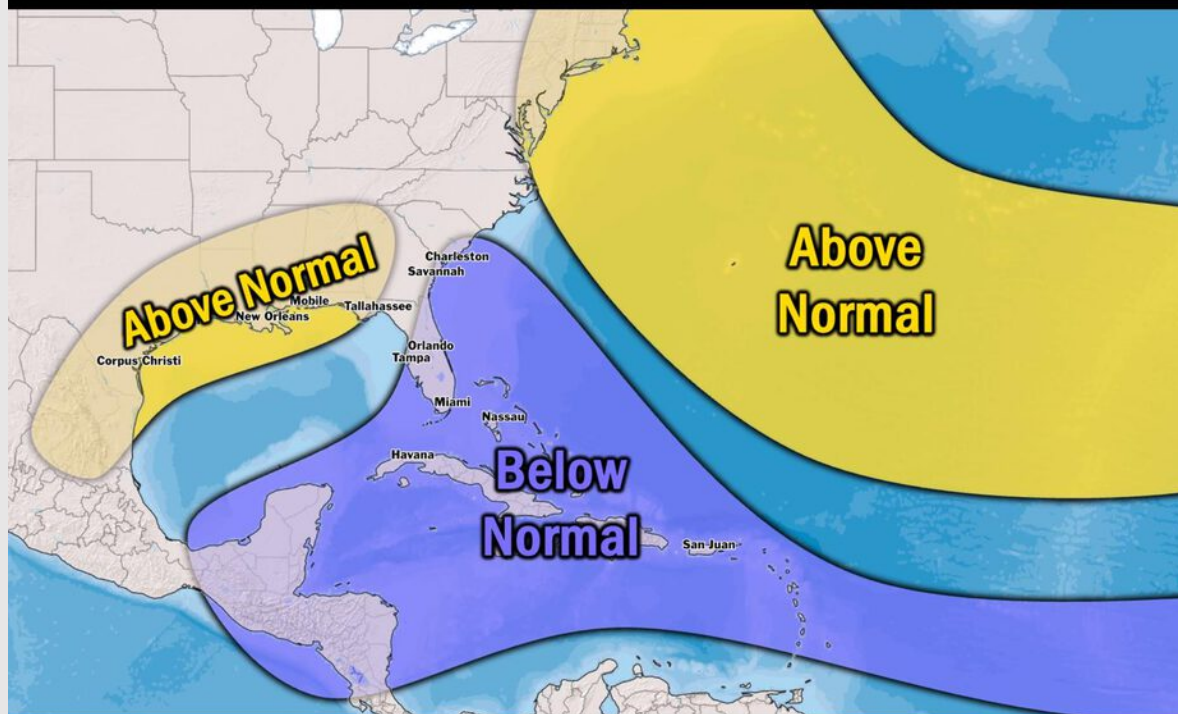


Houston Pilots Tropical Update

Seasonal Hurricane Outlook

2025 HURRICANE SEASON

Updated Issued: Wednesday, June 25, 2025



KEY SEASON NOTES

15 - 19

Named Storms
10 Year Avg: 17.8

6 - 9

Hurricanes
10 Year Avg: 8.2

2 - 4

Major Hurricanes
10 Year Avg: 3.8

Graphic to the left represents our favored seasonal outlook for the 2025 Hurricane Season. Conditions expected to be more favorable for tropical development within the Gulf this season.

No notable tropical development is expected over the next 7 days.

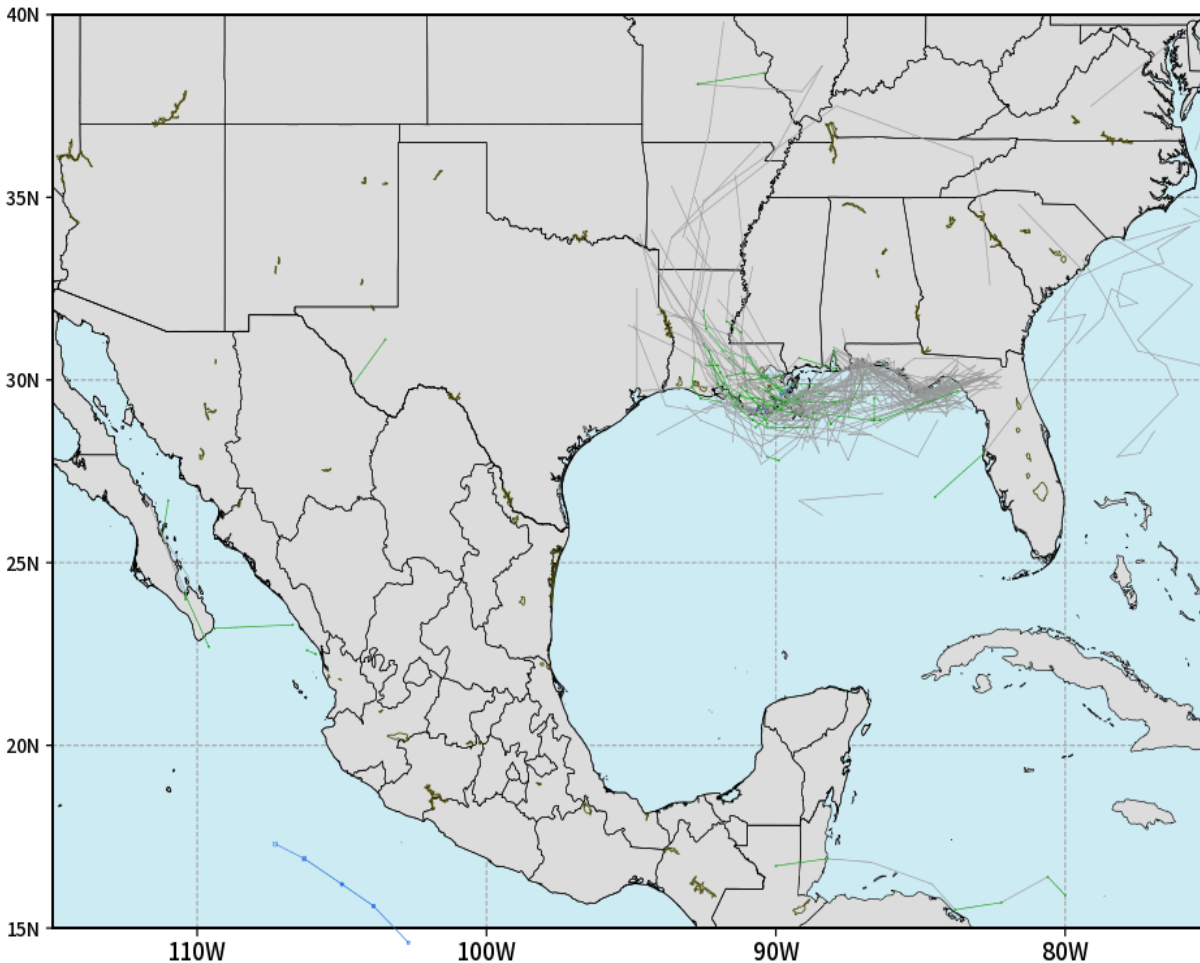
[Click here for the video!](#)

Houston Pilots Tropical Update

AL93 Tropical Outlook

ECMWF GULF EPS Cyclone Locations --> Next [10-days]
INIT: 00Z16JUL2025 --> UNTIL 00Z26JUL2025

o-o ENSEMBLE MEAN
o-o 1000 - 1010 hPa
o-o 980 - 999 hPa
o-o 960 - 979 hPa
o-o 950 - 959 hPa
o-o < 950 hPa



Currently monitoring Invest AL93 for a tropical disturbance through later this week.

Currently, we are not favoring any direct tropical impacts for Houston as AL93 is expected to make landfall in LA, however we are monitoring this risk closely.

Houston Pilots Visibility Chart (miles)



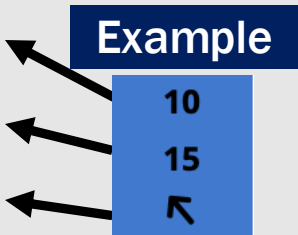
Visibility	Wed 2 pm	Wed 3 pm	Wed 4 pm	Wed 5 pm	Wed 6 pm	Wed 7 pm	Wed 8 pm	Wed 9 pm	Wed 10 pm	Wed 11 pm	Thu 12 am	Thu 1 am	Thu 2 am	Thu 3 am	Thu 4 am	Thu 5 am	Thu 6 am	Thu 7 am	Thu 8 am	Thu 9 am	Thu 10 am	Thu 11 am	Thu 12 pm	Thu 1 pm
Houston Pilots N - 610 Bridge	10	10	10	10	10	10	10	10	10	10	10	10	10	10	10	10	10	10	6.9	10	10	10	10	10
Houston Pilots M - Kinder 1	10	10	10	10	10	10	10	10	10	10	10	10	10	10	10	10	10	10	6.9	10	10	10	10	10
Houston Pilots L - Greens Bayou	10	10	10	10	10	10	10	10	10	10	10	10	10	10	10	10	10	10	7.9	10	10	10	10	10
Houston Pilots K - Shell Crude	10	10	10	10	10	10	10	10	10	10	10	10	10	10	10	10	10	10	7.9	10	10	10	10	10
Houston Pilots J - Lynchburg Ferries	10	10	10	10	10	10	10	10	10	10	10	10	10	10	10	10	10	10	6.9	10	10	10	10	10
Houston Pilots I - Exxon 3	10	10	10	10	10	10	10	10	10	10	10	10	10	10	10	10	10	10	7.9	10	10	10	10	10
Houston Pilots H - Morgans Point	10	10	10	10	10	10	10	10	10	10	10	10	10	10	10	10	10	10	7.9	10	10	10	10	10
Houston Pilots G - 75/76	10	10	10	10	10	10	10	10	10	10	10	10	10	10	10	10	10	10	9	10	10	10	10	10
Houston Pilots F - 63/64	10	10	10	10	10	10	10	10	10	10	10	10	10	10	10	10	10	10	10	10	10	10	10	10
Houston Pilots E - 51/52	10	10	10	10	10	10	10	10	10	10	10	10	10	10	10	10	10	10	10	10	10	10	10	10
Houston Pilots D - 37/38	10	10	10	10	10	10	10	10	10	10	10	10	10	10	10	10	10	10	10	10	10	10	10	10
Houston Pilots C - 25/26	10	10	10	10	10	10	10	10	10	10	10	10	10	10	10	10	10	10	10	10	10	10	10	10
Houston Pilots B - 11/12	10	10	10	10	10	10	10	10	10	10	10	10	10	10	10	10	10	10	10	10	10	10	10	10
Houston Pilots A - 1 & 2 Bravo	10	10	10	10	10	10	10	10	10	10	10	10	10	10	10	10	10	10	10	10	10	10	10	10

NOTE: This is automated data that may/may not agree with the official BAM thinking that's found on the daily slides or special visibility report slides. This data should be used as a guide only

Houston Pilots Wind Chart



Sustained Wind 10 Knots
Gusts 15 Knots
Wind from the SE



Wind	Wed 2 pm	Wed 3 pm	Wed 4 pm	Wed 5 pm	Wed 6 pm	Wed 7 pm	Wed 8 pm	Wed 9 pm	Wed 10 pm	Wed 11 pm	Thu 12 am	Thu 1 am	Thu 2 am	Thu 3 am	Thu 4 am	Thu 5 am	Thu 6 am	Thu 7 am	Thu 8 am	Thu 9 am	Thu 10 am	Thu 11 am	Thu 12 pm	Thu 1 pm
Houston Pilots N - 610 Bridge	6 14 ↑	7 15 ↑	8 15 ↑	8 16 ↑	8 16 ↑	8 16 ↑	8 16 ↑	8 15 ↑	7 13 ↑	6 12 ↑	5 10 ↑	3 8 ↑	3 7 ↑	3 6 ↑	3 6 ↑	2 6 ↑	2 5 ↑	2 5 ↑	2 5 ↑	1 5 ↑	2 5 ↑	2 6 ↑	3 7 ↑	3 7 ↑
Houston Pilots M - Kinder 1	6 14 ↑	7 15 ↑	8 15 ↑	8 16 ↑	8 16 ↑	8 16 ↑	8 16 ↑	8 15 ↑	7 13 ↑	6 12 ↑	5 9 ↑	3 8 ↑	3 7 ↑	3 6 ↑	3 6 ↑	2 5 ↑	2 5 ↑	2 5 ↑	2 5 ↑	1 5 ↑	2 5 ↑	2 6 ↑	3 7 ↑	3 7 ↑
Houston Pilots L - Greens Bayou	6 14 ↑	7 15 ↑	8 15 ↑	8 16 ↑	8 16 ↑	8 16 ↑	8 16 ↑	7 14 ↑	6 13 ↑	5 12 ↑	3 9 ↑	3 8 ↑	3 7 ↑	3 6 ↑	2 5 ↑	2 5 ↑	2 5 ↑	2 5 ↑	2 5 ↑	1 5 ↑	1 5 ↑	2 6 ↑	3 7 ↑	3 7 ↑
Houston Pilots K - Shell Crude	6 14 ↑	8 15 ↑	8 15 ↑	8 16 ↑	8 16 ↑	8 16 ↑	8 15 ↑	7 14 ↑	6 13 ↑	5 10 ↑	3 9 ↑	3 8 ↑	3 7 ↑	3 6 ↑	2 5 ↑	2 5 ↑	2 5 ↑	2 5 ↑	2 5 ↑	1 5 ↑	1 5 ↑	2 6 ↑	3 7 ↑	3 7 ↑
Houston Pilots J - Lynchburg Ferries	7 14 ↑	8 15 ↑	8 15 ↑	8 16 ↑	8 16 ↑	8 16 ↑	8 16 ↑	7 14 ↑	6 12 ↑	5 10 ↑	3 8 ↑	3 7 ↑	3 6 ↑	2 5 ↑	2 5 ↑	2 5 ↑	1 5 ↑	1 5 ↑	1 5 ↑	1 5 ↑	1 5 ↑	2 6 ↑	3 7 ↑	3 7 ↑
Houston Pilots I - Exxon 3	8 15 ↑	10 16 ↑	10 17 ↑	12 17 ↑	12 17 ↑	13 17 ↑	13 17 ↑	12 16 ↑	10 15 ↑	10 14 ↑	8 13 ↑	8 12 ↑	7 9 ↑	6 9 ↑	6 8 ↑	6 8 ↑	5 7 ↑	5 7 ↑	5 7 ↑	3 6 ↑	3 6 ↑	3 7 ↑	3 7 ↑	5 8 ↑
Houston Pilots H - Morgans Point	8 15 ↑	10 16 ↑	10 17 ↑	12 18 ↑	12 17 ↑	13 17 ↑	12 17 ↑	12 16 ↑	10 15 ↑	9 14 ↑	8 13 ↑	7 10 ↑	6 9 ↑	6 8 ↑	6 8 ↑	6 8 ↑	5 7 ↑	5 7 ↑	5 7 ↑	3 6 ↑	3 6 ↑	3 7 ↑	3 7 ↑	5 8 ↑
Houston Pilots G - 75/76	8 16 ↑	10 16 ↑	10 17 ↑	12 18 ↑	12 18 ↑	13 18 ↑	13 18 ↑	12 16 ↑	10 15 ↑	10 13 ↑	9 12 ↑	8 10 ↑	8 10 ↑	7 10 ↑	6 9 ↑	6 8 ↑	6 8 ↑	6 8 ↑	6 8 ↑	5 7 ↑	5 7 ↑	5 7 ↑	3 7 ↑	3 8 ↑
Houston Pilots F - 63/64	8 16 ↑	9 16 ↑	10 17 ↑	12 18 ↑	12 18 ↑	12 18 ↑	13 17 ↑	12 16 ↑	10 15 ↑	10 13 ↑	9 12 ↑	8 10 ↑	8 10 ↑	7 10 ↑	7 9 ↑	6 8 ↑	6 8 ↑	6 8 ↑	6 8 ↑	5 7 ↑	5 7 ↑	5 7 ↑	3 7 ↑	3 8 ↑
Houston Pilots E - 51/52	8 15 ↑	9 16 ↑	10 16 ↑	10 17 ↑	10 17 ↑	12 17 ↑	12 16 ↑	10 15 ↑	10 14 ↑	10 13 ↑	9 12 ↑	8 10 ↑	8 10 ↑	7 10 ↑	7 9 ↑	6 8 ↑	6 8 ↑	6 8 ↑	6 8 ↑	6 8 ↑	5 8 ↑	5 8 ↑	3 8 ↑	3 8 ↑
Houston Pilots D - 37/38	8 15 ↑	9 15 ↑	10 16 ↑	10 16 ↑	10 16 ↑	12 16 ↑	12 15 ↑	10 14 ↑	10 13 ↑	10 13 ↑	9 12 ↑	8 10 ↑	8 10 ↑	7 10 ↑	7 10 ↑	6 9 ↑	6 8 ↑	6 8 ↑	6 8 ↑	6 8 ↑	5 7 ↑	5 7 ↑	5 8 ↑	3 8 ↑
Houston Pilots C - 25/26	8 15 ↑	9 15 ↑	9 15 ↑	10 16 ↑	10 15 ↑	10 15 ↑	10 15 ↑	10 14 ↑	10 14 ↑	9 14 ↑	8 13 ↑	8 12 ↑	8 12 ↑	7 10 ↑	7 10 ↑	6 9 ↑	6 8 ↑	6 8 ↑	6 8 ↑	6 8 ↑	5 7 ↑	5 7 ↑	5 7 ↑	5 8 ↑
Houston Pilots B - 11/12	8 14 ↑	8 14 ↑	8 15 ↑	9 15 ↑	9 15 ↑	9 14 ↑	9 14 ↑	8 13 ↑	8 14 ↑	8 13 ↑	8 12 ↑	7 10 ↑	7 12 ↑	6 10 ↑	6 10 ↑	6 9 ↑	6 9 ↑	5 8 ↑	5 8 ↑	5 8 ↑	5 8 ↑	5 8 ↑	5 8 ↑	5 8 ↑
Houston Pilots A - 1 & 2 Bravo	7 12 ↑	7 13 ↑	8 13 ↑	8 14 ↑	8 14 ↑	8 13 ↑	9 14 ↑	9 13 ↑	9 14 ↑	9 14 ↑	8 13 ↑	8 13 ↑	8 13 ↑	8 12 ↑	8 12 ↑	8 10 ↑	7 10 ↑	7 10 ↑	7 9 ↑	6 9 ↑	6 9 ↑	6 8 ↑	5 8 ↑	5 8 ↑

NOTE: This is automated data that may/may not agree with the official BAM thinking that's found on the daily slides.
This data should be used as a guide only.

Houston Pilots: WED. 7/16/2025

Forecast Discussion

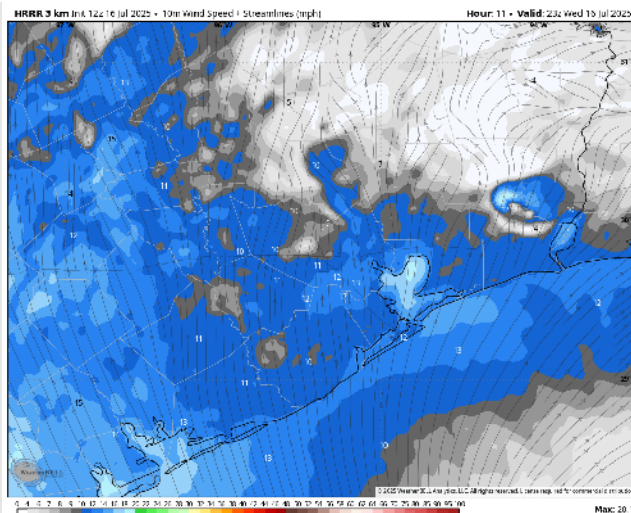
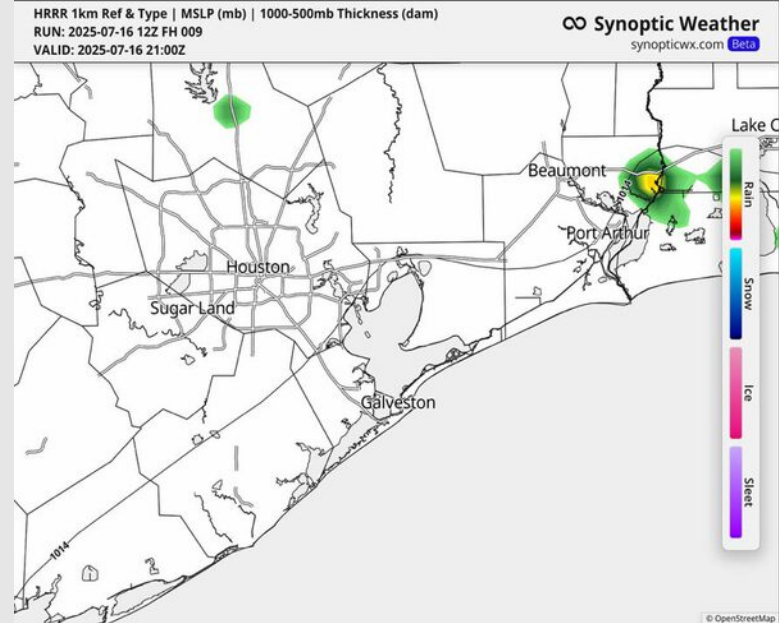
Precip: Favoring dry conditions today. Some pop-up showers are expected after 3PM but are favored to stay north and east of all Stations.

Wind: Winds will be out of the S/SW today. **N of Morgan's Point:** Winds will be at 8 – 11 kts. **S of Morgan's Point:** Winds will be at 9 – 12 kts.

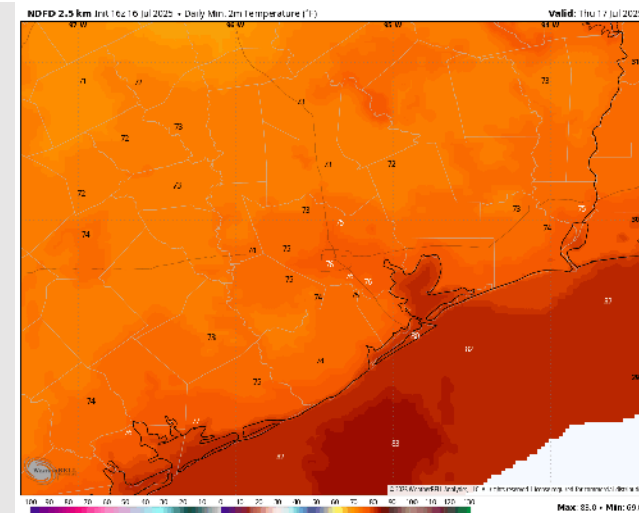
Low Temps: **N of Morgan's Point:** High 70s F. **S of Morgan's Point:** Low 80s F.

Visibility: No visibility concerns today.

Precip Image: 4 PM CT



Wind Speed:
6 PM CT



Low Temps
THU AM

High Temps Thursday

Houston Pilots: FRI. 7/18/2025

Forecast Discussion

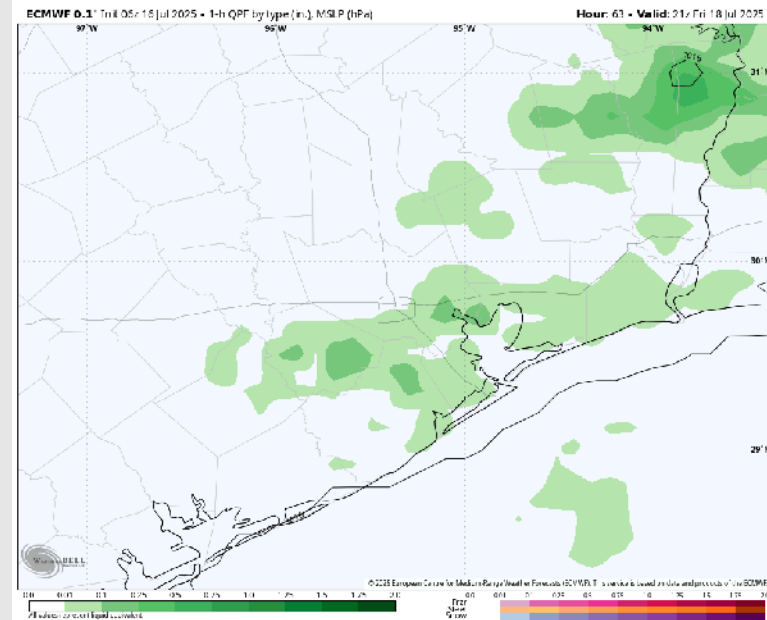
Precip: Scattered to widespread showers and storms from AL93 are expected to occur in the 12 AM to 12 PM timeframe. More scattered showers are favorable from 3PM to 7 PM.

Wind: Winds will be variable Friday morning until 12 PM when the winds shift to blow from the S/SW for the rest of the day. **N of Morgan's Point:** Winds will be at 3 – 6 kts. **S of Morgan's Point:** Winds will be at 4 – 11 kts.

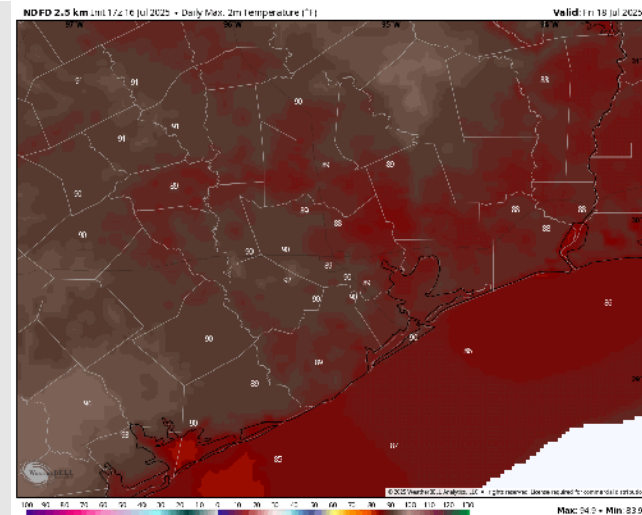
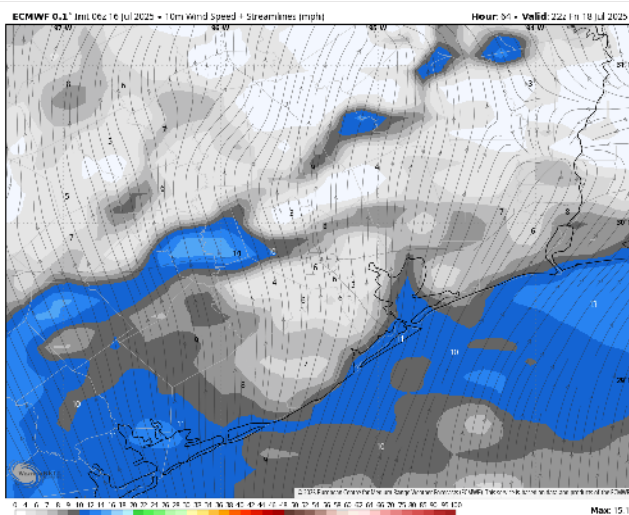
High Temps: **N of Morgan's Point:** High 80s to low 90s F. **S of Morgan's Point:** High 80s F.

Visibility: No fog concerns Friday, however, heavier downpours may result in reduced visibilities.

Precip Image: 4 PM CT



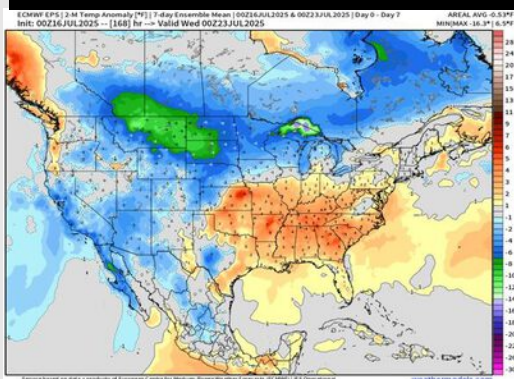
Wind Speed:
5 PM CT



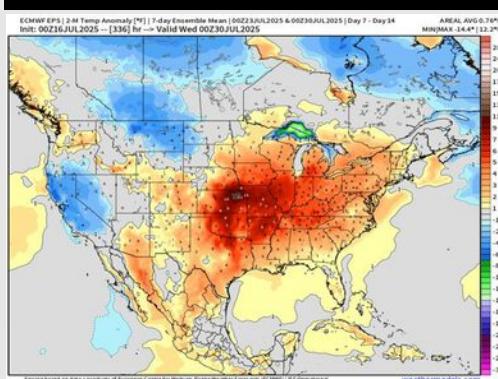
High Temps
Friday

Houston Pilots: 7/16/25

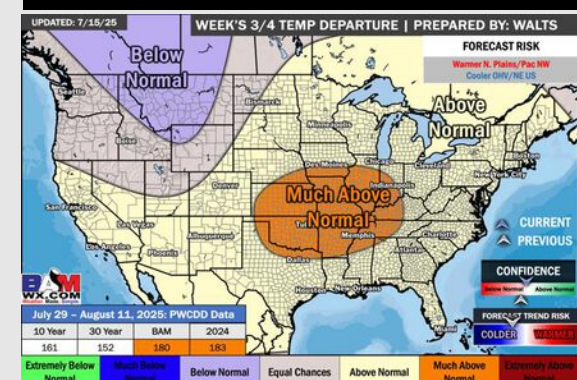
Next 7 Day Temperature Departure



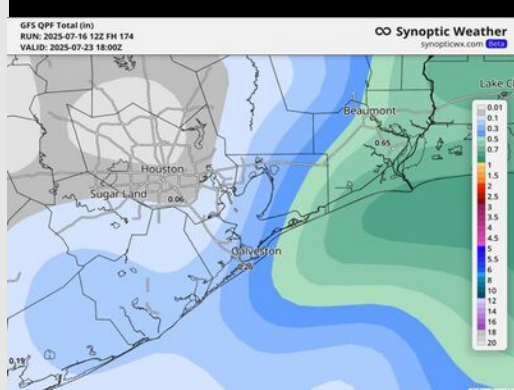
8-14 Day Temperature Departure



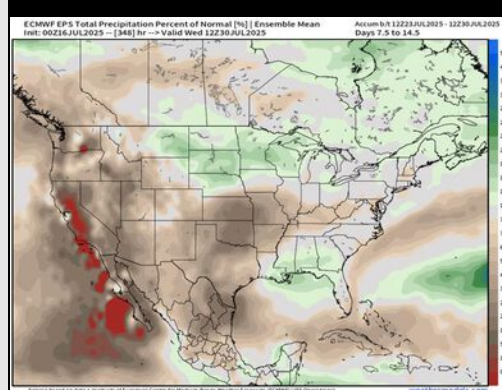
15-30 Day Temperature Departure



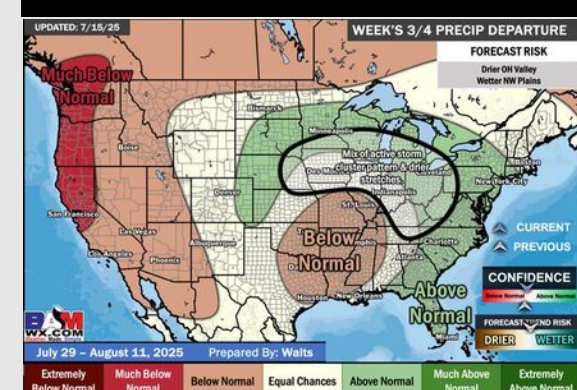
Next 7 Day Total Precipitation



8-14 Day % of Average Precip.



15-30 Day % of Average Precip.



- Temps are expected to be above normal for the next 7 days. Scattered rain chances are expected for the next few days with AL93 moving near the area.
- Warmer than normal temps and below normal rain chances are favored for days 8 – 14.
- Above normal temperatures are favored into late July and early August along with below normal rainfall chances.