

# Houston Pilots Forecast Package



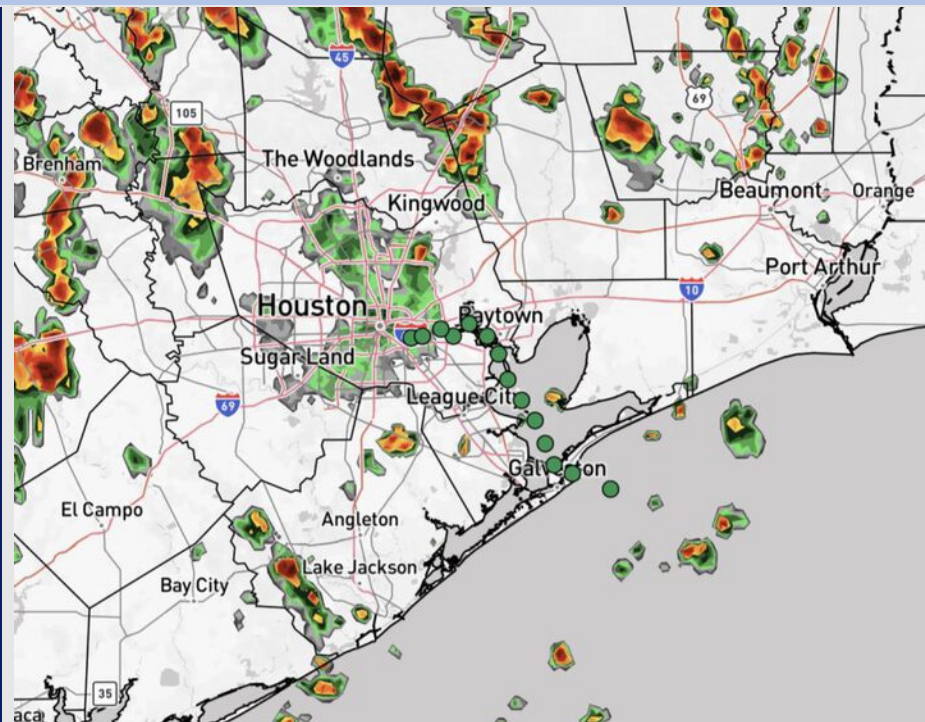
Updated: 2:30 PM CT

Friday, July 11, 2025

Forecaster: Alyssa Elliott

## Weather Headlines

- Scattered showers and storms will be possible through 7PM today.
- Scattered showers and storms will be possible for all stations Saturday from 2 AM – 6AM with additional storms possible from 10AM – 8PM with gusts of 30 - 40kts possible.
- No tropical impacts favored for Houston over the next 7 days.
- Choppy waves reaching 3.5ft early SAT AM.



**Current Radar: 2:00 PM CT**

As always, please do not hesitate to reach out to us with any forecast questions at **(317)-560-8122**. Press **1** for forecast questions.

You can also access real-time forecast updates and 24/7 meteorological chat assistance on your **Clarity** app. Click [here](#) for login assistance.

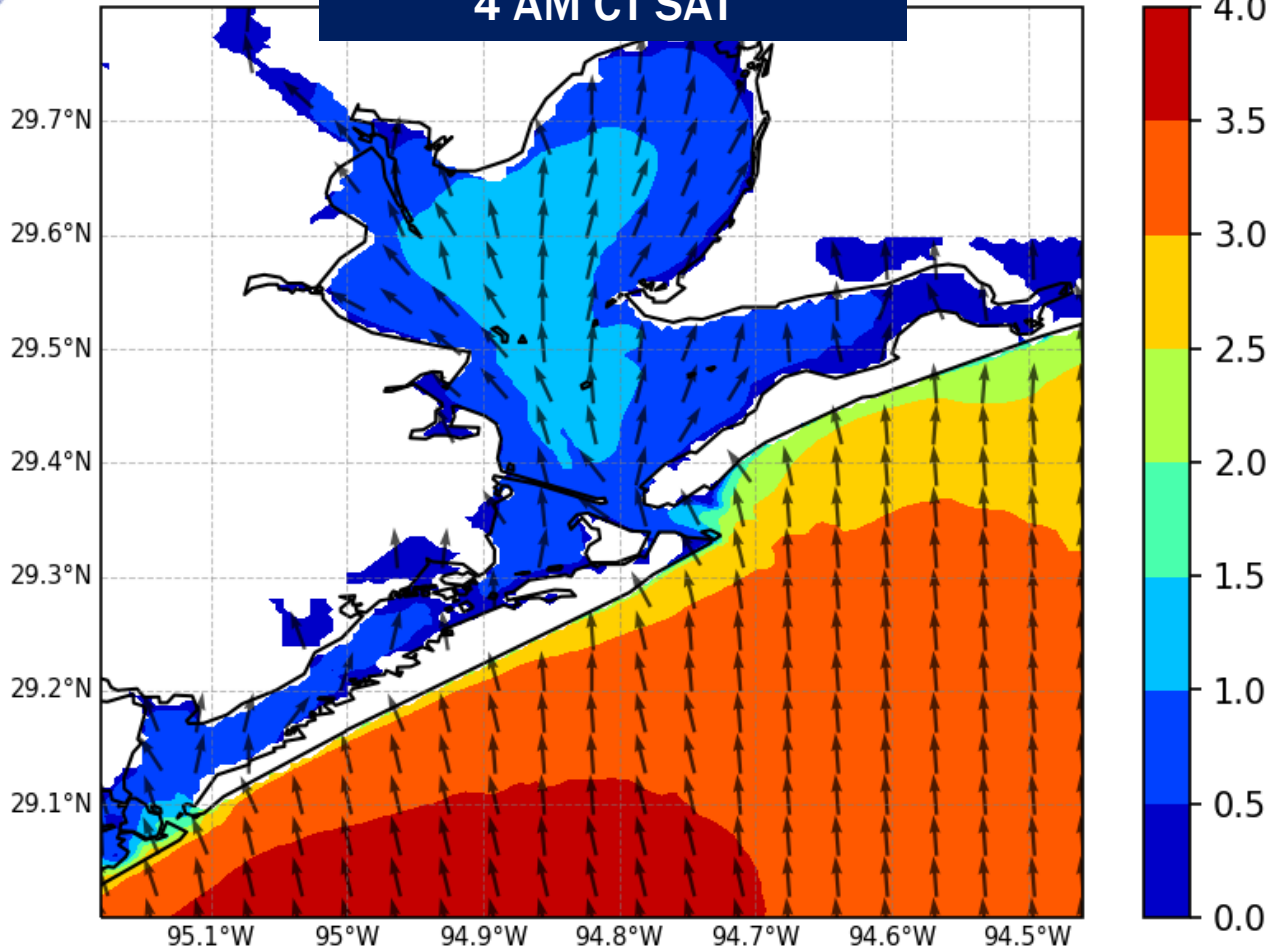


# Wave Height Forecast Update



NWPS Significant Wave Height (ft) and Peak Wave Direction

4 AM CT SAT



Waves will become a bit choppy moving into SAT AM with peak wave height reaching 3.5 ft at the Boarding Station between 4 – 7 AM.

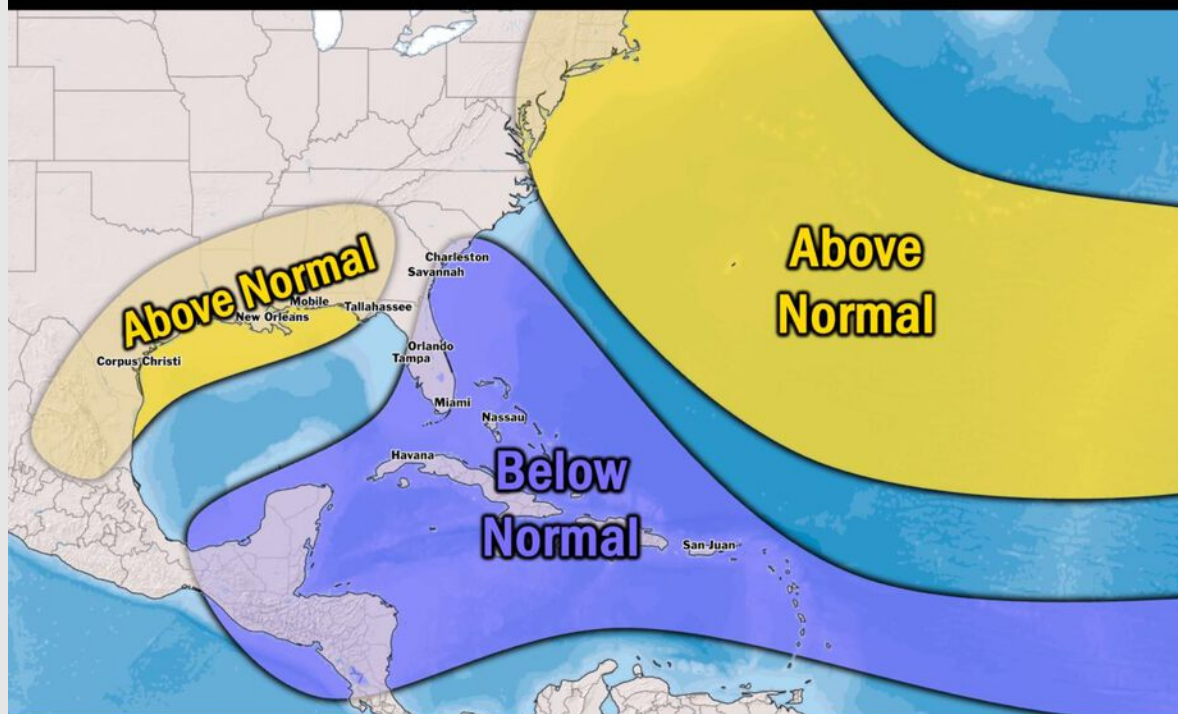
Not anticipating for waves to exceed 3.5 ft at this time.

# Houston Pilots Tropical Update

## Seasonal Hurricane Outlook

### 2025 HURRICANE SEASON

Updated Issued: Wednesday, June 25, 2025



#### KEY SEASON NOTES

**15 - 19**

Named Storms  
10 Year Avg: 17.8

**6 - 9**

Hurricanes  
10 Year Avg: 8.2

**2 - 4**

Major Hurricanes  
10 Year Avg: 3.8

Graphic to the left represents our favored seasonal outlook for the 2025 Hurricane Season. Conditions expected to be more favorable for tropical development within the Gulf this season.

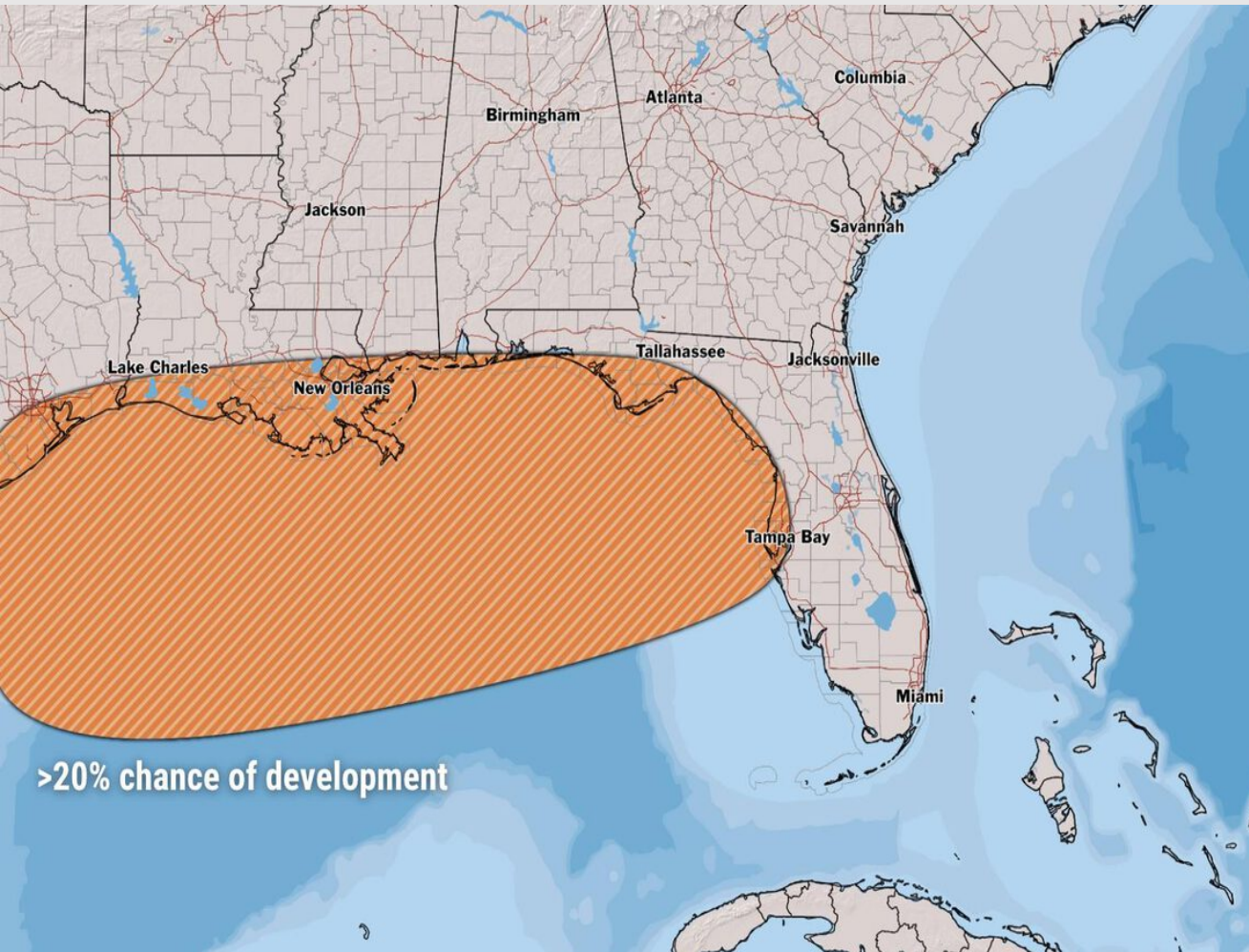
No notable tropical development is expected over the next 7 days.

[Click here for the video!](#)



# Houston Pilots Tropical Update

## 10 Day Tropical Outlook



Monitoring a low chance for tropical development in the N Gulf from July 16 – 22. Confidence on this risk is lower than normal.

Currently, we are not favoring any tropical impacts for Houston over the next 10 days.

# Houston Pilots Visibility Chart (miles)



Visibility	Fri 4 pm	Fri 5 pm	Fri 6 pm	Fri 7 pm	Fri 8 pm	Fri 9 pm	Fri 10 pm	Fri 11 pm	Sat 12 am	Sat 1 am	Sat 2 am	Sat 3 am	Sat 4 am	Sat 5 am	Sat 6 am	Sat 7 am	Sat 8 am	Sat 9 am	Sat 10 am	Sat 11 am	Sat 12 pm	Sat 1 pm	Sat 2 pm	Sat 3 pm
Houston Pilots N - 610 Bridge	10	10	10	10	10	10	10	10	10	10	10	10	10	10	10	10	10	10	10	10	10	10	10	10
Houston Pilots M - Kinder 1	10	10	10	10	10	10	10	10	10	10	10	10	10	10	10	10	10	10	10	10	10	10	10	10
Houston Pilots L - Greens Bayou	10	10	10	10	10	10	10	10	10	10	10	10	10	10	10	10	10	10	10	10	10	10	10	10
Houston Pilots K - Shell Crude	10	10	10	10	10	10	10	10	10	10	10	10	10	10	10	10	10	10	10	10	10	10	10	10
Houston Pilots J - Lynchburg Ferries	10	10	10	10	10	10	10	10	10	10	10	10	10	10	10	10	10	10	10	10	10	10	10	10
Houston Pilots I - Exxon 3	10	10	10	10	10	10	10	10	10	10	10	10	10	10	10	10	10	10	10	10	10	10	10	10
Houston Pilots H - Morgans Point	10	10	10	10	10	10	10	10	10	10	10	10	10	10	10	10	10	10	10	10	10	10	10	10
Houston Pilots G - 75/76	10	10	10	10	10	10	10	10	10	10	10	10	10	10	10	10	10	10	10	10	10	10	10	10
Houston Pilots F - 63/64	10	10	10	10	10	10	10	10	10	10	10	10	10	10	10	10	10	10	10	10	10	10	10	10
Houston Pilots E - 51/52	10	10	10	10	10	10	10	10	10	10	10	10	10	10	10	10	10	10	10	10	10	10	10	10
Houston Pilots D - 37/38	10	10	10	10	10	10	10	10	10	10	10	10	10	10	10	10	10	10	10	10	10	10	10	10
Houston Pilots C - 25/26	10	10	10	10	10	10	10	10	10	10	10	10	10	10	10	10	10	10	10	10	10	10	10	10
Houston Pilots B - 11/12	10	10	10	10	10	10	10	10	10	10	10	10	10	10	10	10	10	10	10	10	10	10	10	10
Houston Pilots A - 1 & 2 Bravo	10	10	10	10	10	10	10	10	10	10	10	10	10	10	10	10	10	10	10	10	10	10	10	10

**NOTE:** This is automated data that may/may not agree with the official BAM thinking that's found on the daily slides or special visibility report slides. This data should be used as a guide only

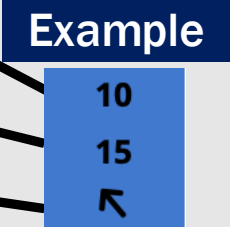
# Houston Pilots Wind Chart



Forecast Confidence



Sustained Wind 10 Knots  
Gusts 15 Knots  
Wind from the SE



Wind	Fri 4 pm	Fri 5 pm	Fri 6 pm	Fri 7 pm	Fri 8 pm	Fri 9 pm	Fri 10 pm	Fri 11 pm	Sat 12 am	Sat 1 am	Sat 2 am	Sat 3 am	Sat 4 am	Sat 5 am	Sat 6 am	Sat 7 am	Sat 8 am	Sat 9 am	Sat 10 am	Sat 11 am	Sat 12 pm	Sat 1 pm	Sat 2 pm	Sat 3 pm
Houston Pilots N - 610 Bridge	10 22 ↑	10 22 ↑	10 21 ↑	10 21 ↑	10 20 ↑	9 18 ↑	8 17 ↑	8 16 ↑	8 15 ↑	7 15 ↑	7 15 ↑	6 14 ↑	6 14 ↑	6 14 ↑	6 13 ↑	6 13 ↑	6 13 ↑	6 13 ↑	7 15 ↑	8 16 ↑	8 17 ↑	8 18 ↑	9 20 ↑	9 20 ↑
Houston Pilots M - Kinder 1	10 22 ↑	10 22 ↑	10 21 ↑	10 21 ↑	10 20 ↑	9 18 ↑	8 17 ↑	8 16 ↑	8 15 ↑	7 15 ↑	7 15 ↑	6 14 ↑	6 14 ↑	6 14 ↑	6 13 ↑	6 13 ↑	6 13 ↑	6 13 ↑	7 14 ↑	8 16 ↑	8 17 ↑	9 18 ↑	9 20 ↑	9 20 ↑
Houston Pilots L - Greens Bayou	10 22 ↑	10 22 ↑	10 21 ↑	10 21 ↑	10 18 ↑	9 17 ↑	8 16 ↑	8 15 ↑	8 15 ↑	7 15 ↑	7 15 ↑	6 14 ↑	6 14 ↑	6 14 ↑	6 13 ↑	6 12 ↑	6 12 ↑	6 13 ↑	7 14 ↑	8 16 ↑	8 17 ↑	9 18 ↑	9 20 ↑	9 20 ↑
Houston Pilots K - Shell Crude	12 22 ↑	10 22 ↑	10 21 ↑	10 21 ↑	10 18 ↑	9 17 ↑	8 16 ↑	8 15 ↑	8 15 ↑	7 15 ↑	7 15 ↑	6 14 ↑	6 14 ↑	6 14 ↑	6 13 ↑	6 13 ↑	6 13 ↑	6 13 ↑	7 14 ↑	8 16 ↑	8 17 ↑	9 18 ↑	10 20 ↑	10 20 ↑
Houston Pilots J - Lynchburg Ferries	12 22 ↑	10 22 ↑	10 21 ↑	10 21 ↑	10 18 ↑	9 17 ↑	8 16 ↑	8 15 ↑	7 15 ↑	7 15 ↑	6 15 ↑	6 14 ↑	6 14 ↑	6 14 ↑	6 13 ↑	6 12 ↑	6 12 ↑	6 13 ↑	7 14 ↑	8 15 ↑	8 17 ↑	9 18 ↑	10 20 ↑	10 20 ↑
Houston Pilots I - Exxon 3	14 23 ↑	14 22 ↑	15 22 ↑	15 22 ↑	14 20 ↑	14 20 ↑	14 20 ↑	13 18 ↑	13 18 ↑	13 18 ↑	13 18 ↑	13 17 ↑	13 17 ↑	12 16 ↑	12 16 ↑	10 15 ↑	10 15 ↑	10 16 ↑	10 16 ↑	10 16 ↑	12 18 ↑	12 20 ↑	13 21 ↑	13 21 ↑
Houston Pilots H - Morgans Point	14 23 ↑	14 22 ↑	15 22 ↑	15 22 ↑	14 20 ↑	14 20 ↑	14 20 ↑	13 20 ↑	13 20 ↑	13 18 ↑	13 18 ↑	13 18 ↑	13 17 ↑	13 16 ↑	12 16 ↑	10 15 ↑	10 15 ↑	10 16 ↑	10 16 ↑	10 17 ↑	12 18 ↑	12 20 ↑	13 21 ↑	13 21 ↑
Houston Pilots G - 75/76	15 23 ↑	15 23 ↑	15 23 ↑	15 22 ↑	15 21 ↑	15 21 ↑	15 21 ↑	15 21 ↑	15 22 ↑	15 22 ↑	15 22 ↑	15 21 ↑	15 21 ↑	14 20 ↑	13 20 ↑	13 18 ↑	13 17 ↑	13 17 ↑	12 17 ↑	12 18 ↑	12 18 ↑	12 20 ↑	12 21 ↑	13 21 ↑
Houston Pilots F - 63/64	15 23 ↑	15 22 ↑	15 22 ↑	15 22 ↑	14 21 ↑	14 20 ↑	15 21 ↑	15 21 ↑	15 21 ↑	15 22 ↑	15 22 ↑	15 21 ↑	15 21 ↑	14 20 ↑	14 20 ↑	13 18 ↑	13 17 ↑	13 17 ↑	13 17 ↑	12 18 ↑	12 18 ↑	12 20 ↑	12 21 ↑	13 21 ↑
Houston Pilots E - 51/52	15 23 ↑	15 22 ↑	14 22 ↑	14 21 ↑	14 20 ↑	14 20 ↑	15 21 ↑	15 21 ↑	15 22 ↑	15 22 ↑	15 22 ↑	15 22 ↑	15 22 ↑	15 22 ↑	15 21 ↑	14 20 ↑	13 18 ↑	13 18 ↑	13 18 ↑	13 20 ↑	13 20 ↑	13 21 ↑	13 21 ↑	13 21 ↑
Houston Pilots D - 37/38	15 22 ↑	14 22 ↑	14 21 ↑	14 21 ↑	14 20 ↑	14 20 ↑	15 21 ↑	15 21 ↑	15 22 ↑	15 22 ↑	15 22 ↑	15 22 ↑	15 22 ↑	15 22 ↑	15 22 ↑	14 21 ↑	14 20 ↑	13 18 ↑	13 18 ↑	13 20 ↑	13 20 ↑	13 21 ↑	13 21 ↑	13 21 ↑
Houston Pilots C - 25/26	14 22 ↑	14 22 ↑	14 21 ↑	13 21 ↑	13 18 ↑	13 20 ↑	14 20 ↑	14 21 ↑	14 21 ↑	15 21 ↑	15 21 ↑	15 21 ↑	15 21 ↑	15 21 ↑	14 21 ↑	14 20 ↑	13 18 ↑	13 18 ↑	13 18 ↑	13 20 ↑	13 20 ↑	13 20 ↑	13 20 ↑	13 20 ↑
Houston Pilots B - 11/12	13 21 ↑	13 21 ↑	13 20 ↑	13 20 ↑	12 17 ↑	12 18 ↑	13 20 ↑	13 20 ↑	13 20 ↑	13 21 ↑	13 21 ↑	13 21 ↑	13 21 ↑	13 21 ↑	13 20 ↑	13 20 ↑	12 18 ↑	12 18 ↑	12 18 ↑	12 18 ↑	12 20 ↑	12 20 ↑	12 18 ↑	12 18 ↑
Houston Pilots A - 1 & 2 Bravo	13 20 ↑	13 20 ↑	13 20 ↑	13 20 ↑	13 18 ↑	13 20 ↑	14 21 ↑	15 22 ↑	15 22 ↑	15 23 ↑	16 23 ↑	16 23 ↑	15 23 ↑	15 23 ↑	15 22 ↑	15 21 ↑	14 20 ↑	13 20 ↑	13 18 ↑	13 20 ↑	13 20 ↑	12 18 ↑	12 18 ↑	12 18 ↑

NOTE: This is automated data that may/may not agree with the official BAM thinking that's found on the daily slides.  
This data should be used as a guide only.



# Houston Pilots: FRI. 7/11/2025

## Forecast Discussion

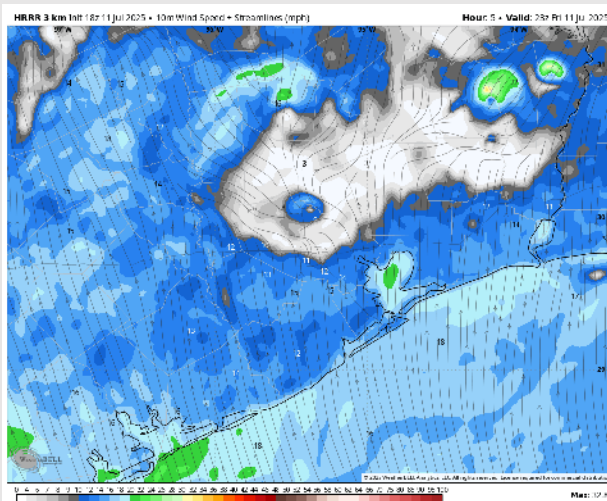
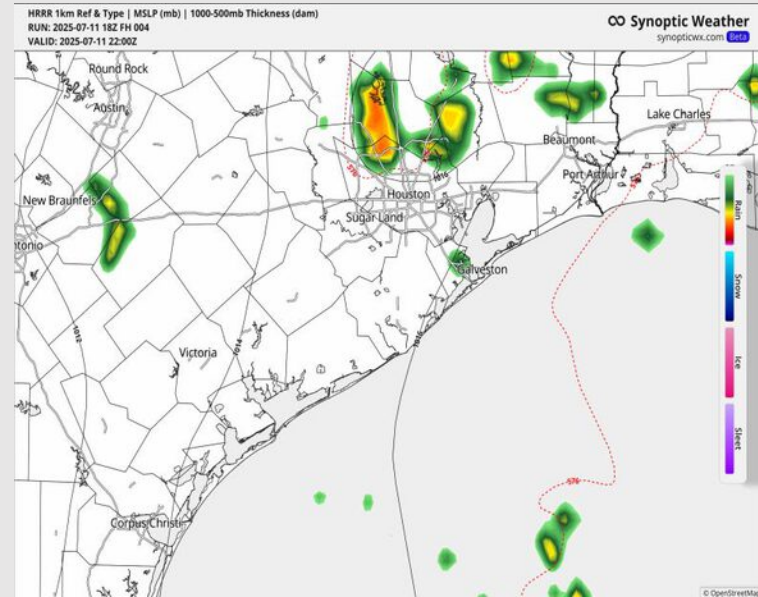
**Precip:** Scattered showers and storms will be possible through 7PM today. The heaviest downpours favored for stations N of Morgan's Point. Favoring conditions are clear after 7 PM. **Some storms will hold risks for heavy downpours, lightning, and 35+ kt wind gusts.**

**Wind:** Winds will be out of the S today. **N of Morgan's Point:** Winds will be at 8 – 13 kts. **S of Morgan's Point:** Winds favored to be 15 – 20 kts the rest of the afternoon and into the overnight.

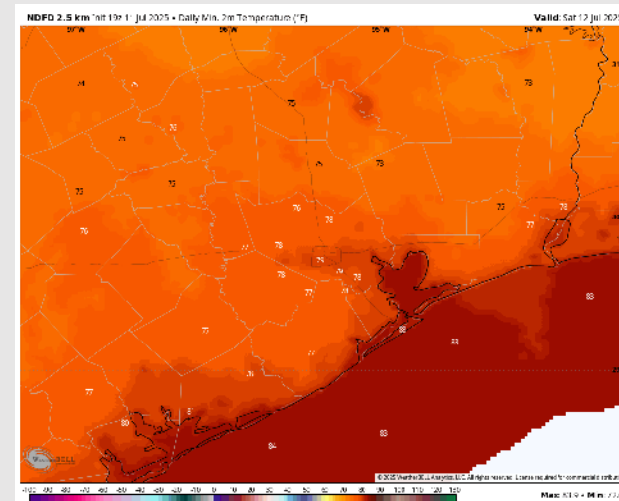
**Low Temps:** **N of Morgan's Point:** Upper 70s F. **S of Morgan's Point:** Low 80s F.

**Visibility:** No fog concerns today, but visibilities can be reduced under heavy downpours.

## Precip Image: 5 PM CT



**Wind Speed:**  
6 PM CT



**Low Temps**  
Sat AM

# Houston Pilots: SAT. 7/12/2025

## Forecast Discussion

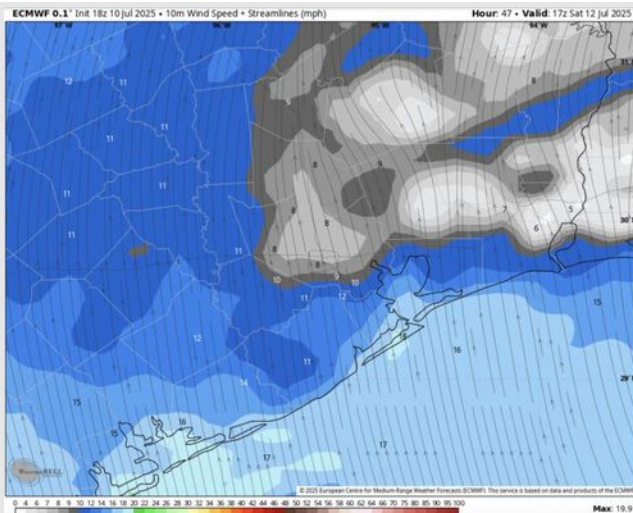
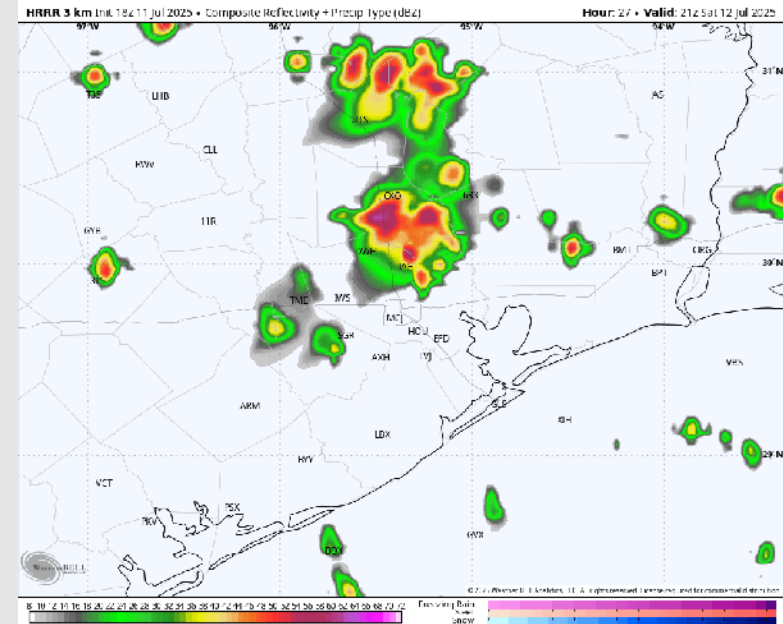
**Precip:** Scattered showers and storms will be possible for all stations from 2 AM – 6AM with additional storms possible from 10AM – 8PM. Some storms may be strong, and will carry risks of lightning, heavy downpours, and wind gusts of 30-40 kts.

**Wind:** Winds will be out of the S/SE Saturday. **N of Morgan's Point:** Winds will range from 5 – 10 kts. **S of Morgan's Point:** Winds will range from 10 – 15 kts. **Non-thunderstorm wind gusts up to 20+ MPH will be possible Saturday.**

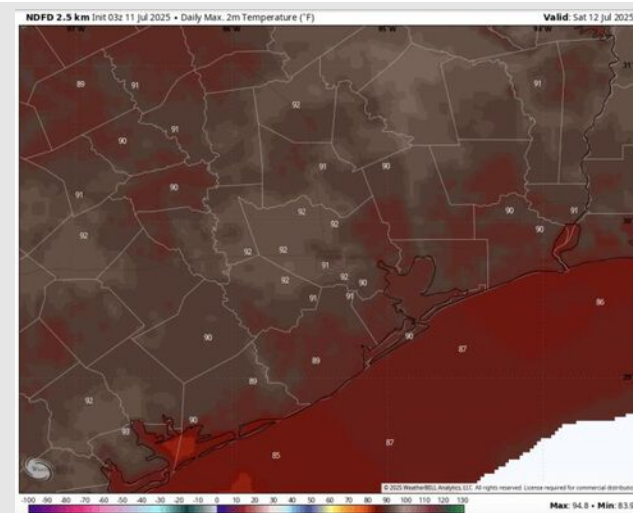
**High Temps:** **N of Morgan's Point:** Low 90s F. **S of Morgan's Point:** High 80s F.

**Visibility:** No fog concerns today, however, heavier downpours may result in reduced visibilities.

## Precip Image: 4 PM CT



**Wind Speed:**  
**12 PM CT**



**High Temps**  
**Saturday**



# Houston Pilots: SUN. 7/13/2025

## Forecast Discussion

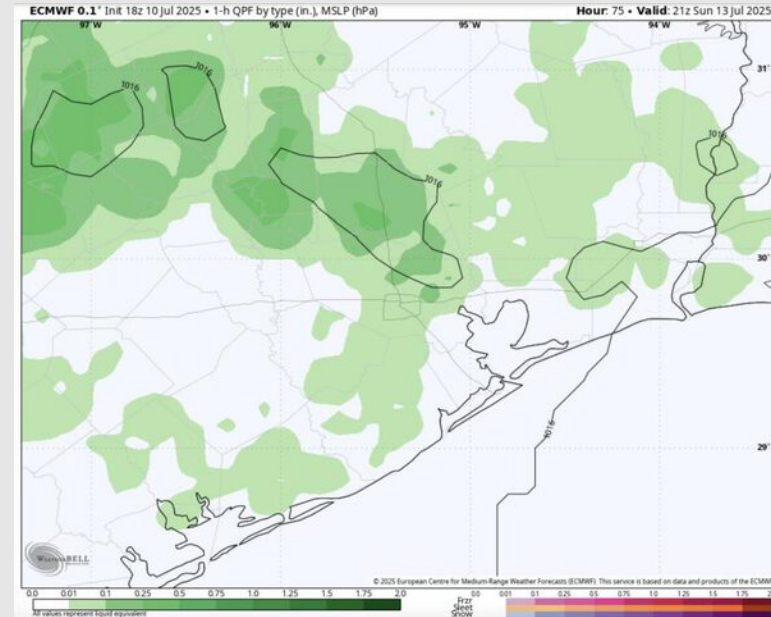
**Precip:** Scattered showers and storms will be possible from 3PM – 6PM Sunday. Coverage is currently trending north of ALL stations.

**Wind:** Winds will be out of the SE Sunday. **N of Morgan's Point:** Winds will be at 4 – 9 kts. **S of Morgan's Point:** Winds will be at 10 – 15 kts.

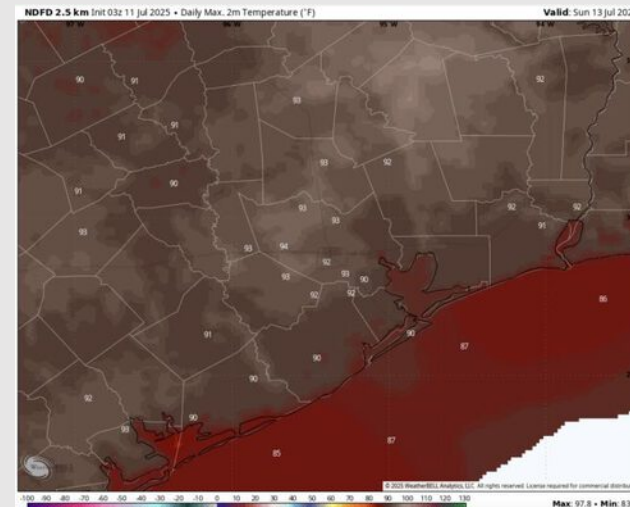
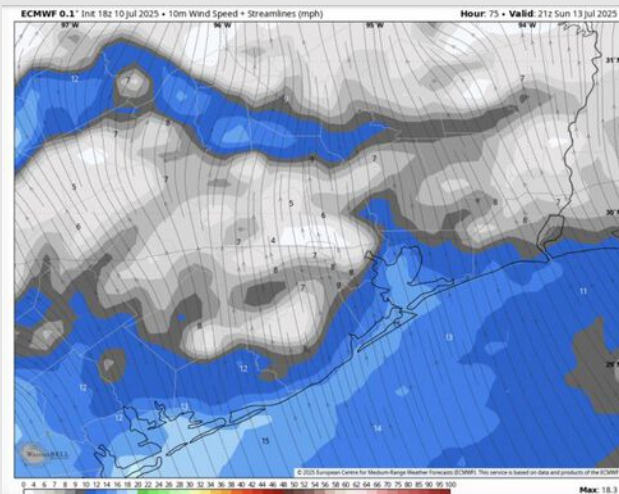
**High Temps:** **N of Morgan's Point:** Low 90s F. **S of Morgan's Point:** High 80s F.

**Visibility:** No visibility concerns Sunday.

## Precip Image: 4 PM CT



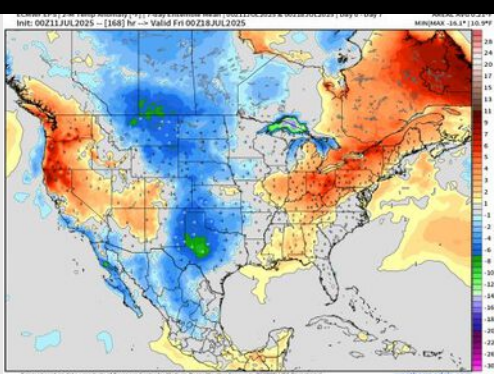
**Wind Speed:**  
4 PM CT



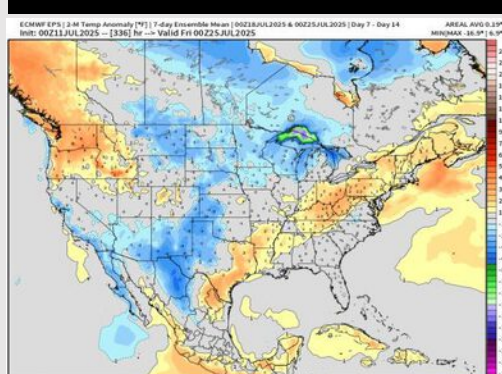
**High Temps**  
**Friday**

# Houston Pilots: 7/11/25

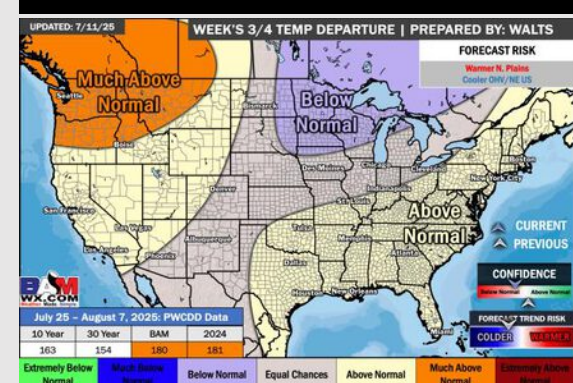
## Next 7 Day Temperature Departure



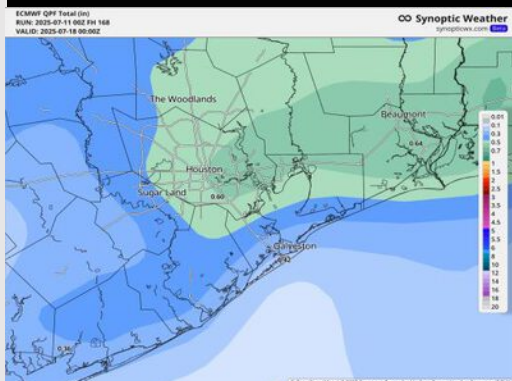
## 8-14 Day Temperature Departure



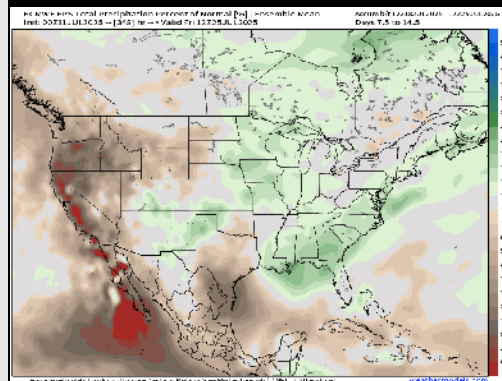
## 15-30 Day Temperature Departure



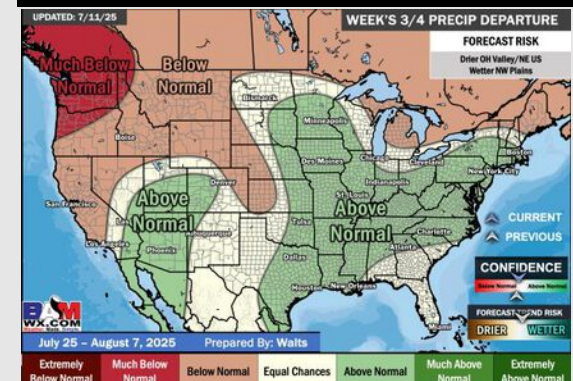
## Next 7 Day Total Precipitation



## 8-14 Day % of Average Precip.



## 15-30 Day % of Average Precip.



- Temps are expected to be near normal for the next 7 days. Scattered rain chances expected throughout the week ahead.
- Warmer than normal temps and below normal rain chances are favored for days 8 - 14.
- Above normal temperatures are favored into late July and early August along with above normal rainfall chances.