

Houston Pilots Forecast Package



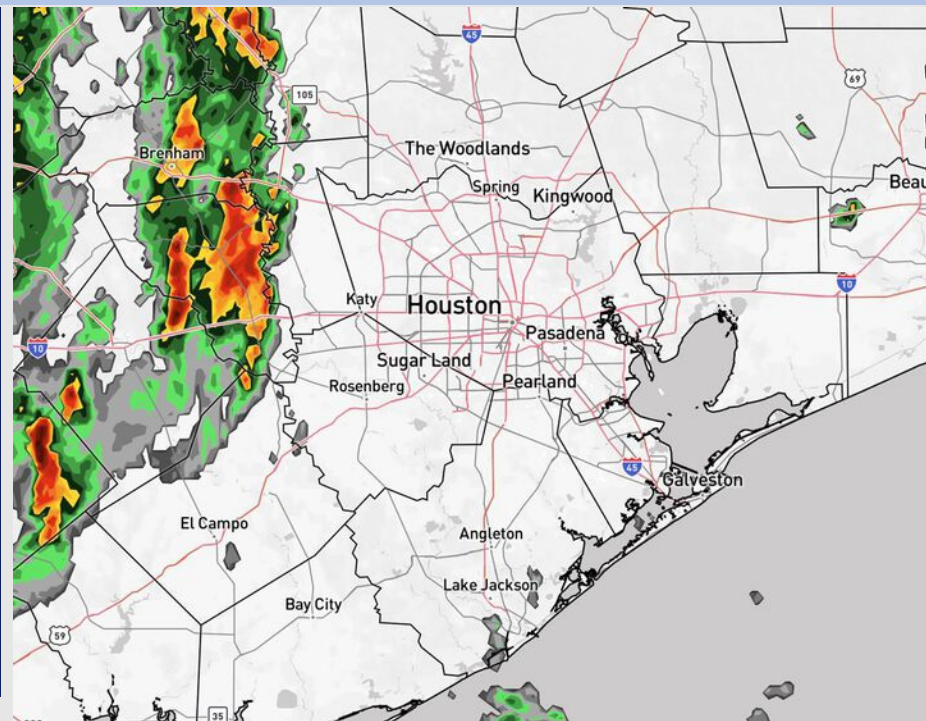
Updated: 1:50 PM CT

Saturday, July 5, 2025

Forecaster: Jonathan Kipper

Weather Headlines

- Scattered showers/storms will continue across the area into early next week.
- No tropical impacts favored for Houston over the next 7 days.



Current Radar: 1:40 PM CT

As always, please do not hesitate to reach out to us with any forecast questions at **(317)-560-8122**. Press 1 for forecast questions.

You can also access real-time forecast updates and 24/7 meteorological chat assistance on your **Clarity** app. Click [here](#) for login assistance.

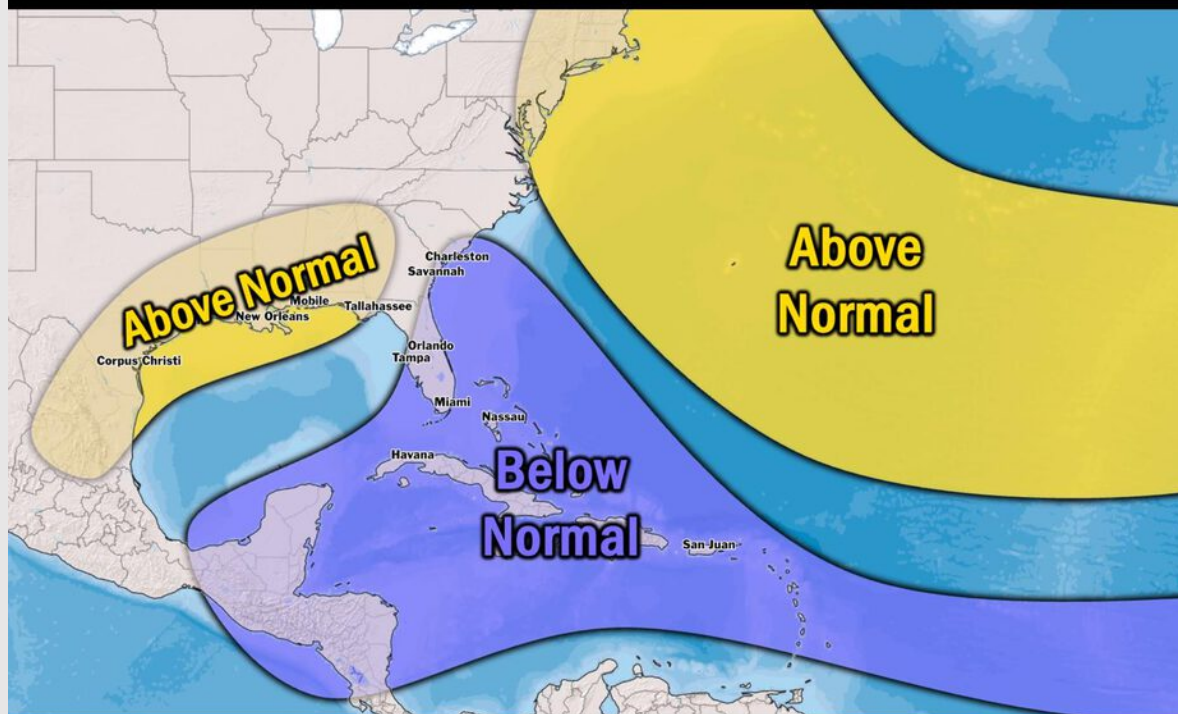


Houston Pilots Tropical Update

Seasonal Hurricane Outlook

2025 HURRICANE SEASON

Updated Issued: Wednesday, June 25, 2025



KEY SEASON NOTES

15 - 19

Named Storms
10 Year Avg: 17.8

6 - 9

Hurricanes
10 Year Avg: 8.2

2 - 4

Major Hurricanes
10 Year Avg: 3.8

Graphic to the left represents our favored seasonal outlook for the 2025 Hurricane Season. Conditions expected to be more favorable for tropical development within the Gulf this season.

No notable tropical development is expected over the next 7 days.

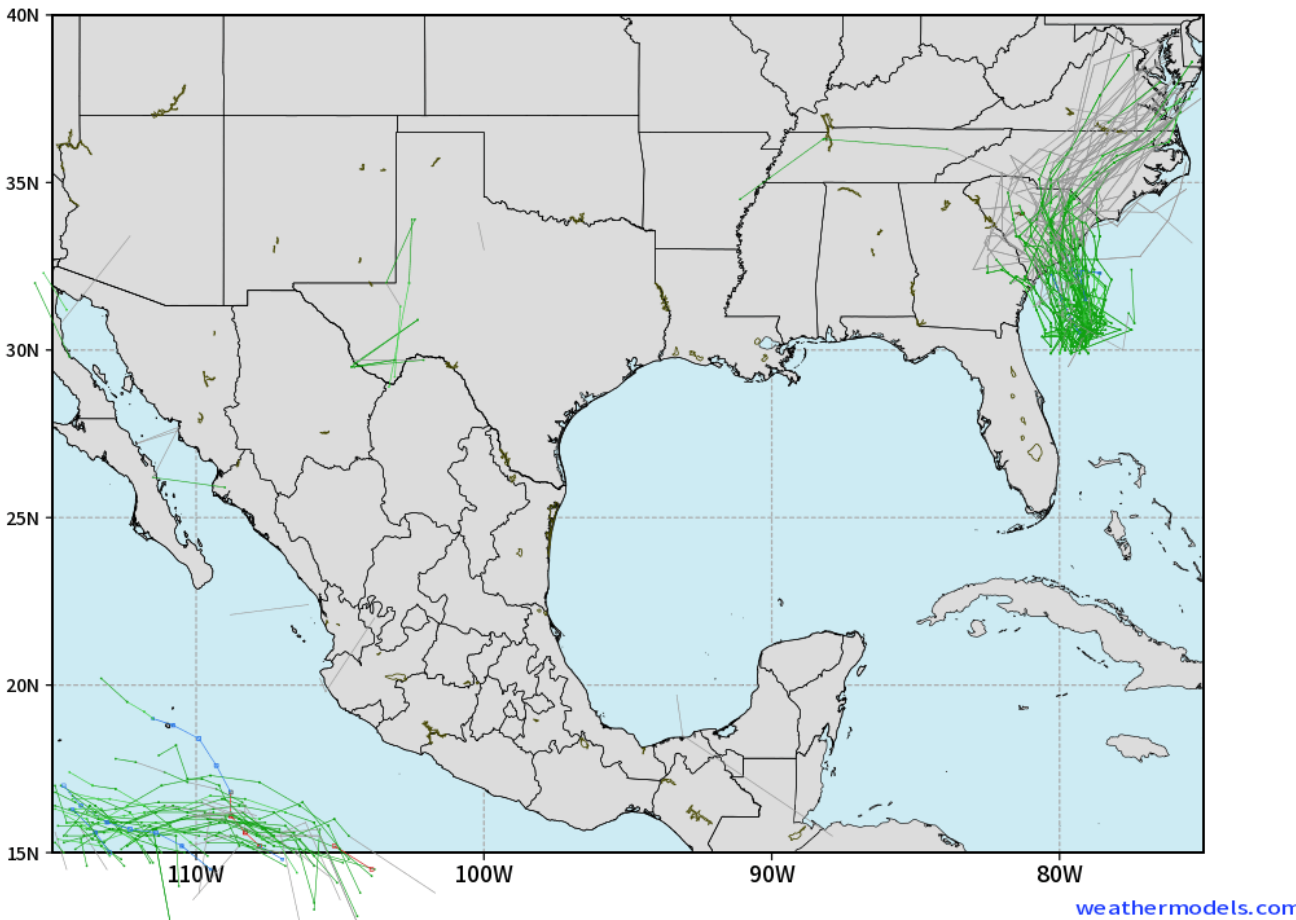
[Click here for the video!](#)

Houston Pilots Tropical Update

10 Day Tropical Outlook

ECMWF GULF EPS Cyclone Locations --> Next [10-days]
INIT: 00Z05JUL2025 --> UNTIL 00Z15JUL2025

o-o ENSEMBLE MEAN
o-o 1000 - 1010 hPa
o-o 980 - 999 hPa
o-o 960 - 979 hPa
o-o 950 - 959 hPa
o-o < 950 hPa



Tropical Storm Chantel will make landfall of the coast off South Carolina SUN AM but is not favored to make any impacts on the Houston area.

Currently, we are not favoring any tropical impacts for Houston over the next 10 days.

Houston Pilots Visibility Chart (miles)



Visibility	Sat 3 pm	Sat 4 pm	Sat 5 pm	Sat 6 pm	Sat 7 pm	Sat 8 pm	Sat 9 pm	Sat 10 pm	Sat 11 pm	Sun 12 am	Sun 1 am	Sun 2 am	Sun 3 am	Sun 4 am	Sun 5 am	Sun 6 am	Sun 7 am	Sun 8 am	Sun 9 am	Sun 10 am	Sun 11 am	Sun 12 pm	Sun 1 pm	Sun 2 pm
Houston Pilots N - 610 Bridge	10	10	10	10	10	10	10	10	10	10	10	10	10	10	10	9	10	6.9	10	10	10	10	10	10
Houston Pilots M - Kinder 1	10	10	10	10	10	10	10	10	10	10	10	10	10	10	10	9	10	6.9	10	10	10	10	10	10
Houston Pilots L - Greens Bayou	10	10	10	10	10	10	10	10	10	10	10	10	10	10	10	9	10	6.9	10	10	10	10	10	10
Houston Pilots K - Shell Crude	10	10	10	10	10	10	10	10	10	10	10	10	10	10	10	10	10	6.9	10	10	10	10	10	10
Houston Pilots J - Lynchburg Ferries	10	10	10	10	10	10	10	10	10	10	10	10	10	10	9	9	10	6.9	10	10	10	10	10	10
Houston Pilots I - Exxon 3	10	10	10	10	10	10	10	10	10	10	10	10	10	10	9	10	10	6.9	10	10	10	10	10	10
Houston Pilots H - Morgans Point	10	10	10	10	10	10	10	10	10	10	10	10	10	10	10	10	10	6.9	10	10	10	10	10	10
Houston Pilots G - 75/76	10	10	10	10	10	10	10	10	10	10	10	10	10	10	10	10	10	6.9	10	10	10	10	10	10
Houston Pilots F - 63/64	10	10	10	10	10	10	10	10	10	10	10	10	10	10	10	10	10	6.9	10	10	10	10	10	10
Houston Pilots E - 51/52	10	10	10	10	10	10	10	10	10	10	10	10	10	10	10	10	10	7.9	10	10	10	10	10	10
Houston Pilots D - 37/38	10	10	10	10	10	10	10	10	10	10	10	10	10	10	10	10	10	7.9	10	10	10	10	10	10
Houston Pilots C - 25/26	10	10	10	10	10	10	10	10	10	10	10	10	10	10	10	10	10	10	10	10	10	10	10	10
Houston Pilots B - 11/12	10	10	10	10	10	10	10	10	10	10	10	10	10	10	10	10	10	9	10	10	10	10	10	10
Houston Pilots A - 1 & 2 Bravo	10	10	10	10	10	10	10	10	10	10	10	10	10	10	10	10	10	7.9	10	10	10	10	10	10

NOTE: This is automated data that may/may not agree with the official BAM thinking that's found on the daily slides or special visibility report slides. This data should be used as a guide only

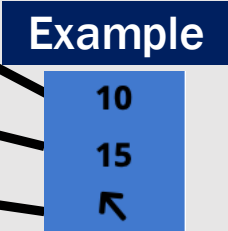
Houston Pilots Wind Chart



Forecast Confidence



Sustained Wind 10 Knots
Gusts 15 Knots
Wind from the SE



Wind	Sat 3 pm	Sat 4 pm	Sat 5 pm	Sat 6 pm	Sat 7 pm	Sat 8 pm	Sat 9 pm	Sat 10 pm	Sat 11 pm	Sun 12 am	Sun 1 am	Sun 2 am	Sun 3 am	Sun 4 am	Sun 5 am	Sun 6 am	Sun 7 am	Sun 8 am	Sun 9 am	Sun 10 am	Sun 11 am	Sun 12 pm	Sun 1 pm	Sun 2 pm
Houston Pilots N - 610 Bridge	8 ↑ 18	9 ↑ 20	9 ↑ 18	9 ↑ 18	9 ↑ 17	8 ↑ 16	8 ↑ 15	6 ↑ 13	6 ↑ 12	5 ↑ 9	3 ↑ 8	3 ↑ 7	3 ↑ 7	2 ↑ 6	2 ↑ 6	2 ↑ 5	2 ↑ 5	2 ↑ 5	2 ↑ 6	3 ↑ 7	3 ↑ 9	6 ↑ 10	6 ↑ 13	7 ↑ 15
Houston Pilots M - Kinder 1	9 ↑ 18	9 ↑ 20	9 ↑ 18	9 ↑ 18	9 ↑ 17	8 ↑ 16	8 ↑ 15	6 ↑ 13	6 ↑ 10	5 ↑ 9	3 ↑ 7	3 ↑ 7	3 ↑ 7	2 ↑ 6	2 ↑ 6	2 ↑ 5	1 ↑ 5	2 ↑ 5	2 ↑ 6	3 ↑ 7	3 ↑ 9	6 ↑ 10	6 ↑ 13	7 ↑ 15
Houston Pilots L - Greens Bayou	9 ↑ 18	9 ↑ 20	9 ↑ 18	9 ↑ 18	8 ↑ 17	8 ↑ 16	7 ↑ 15	6 ↑ 12	6 ↑ 10	3 ↑ 8	3 ↑ 7	3 ↑ 7	2 ↑ 6	2 ↑ 6	2 ↑ 6	1 ↑ 5	1 ↑ 5	1 ↑ 5	2 ↑ 5	3 ↑ 7	3 ↑ 8	6 ↑ 10	6 ↑ 13	7 ↑ 15
Houston Pilots K - Shell Crude	9 ↑ 18	9 ↑ 20	9 ↑ 18	9 ↑ 18	9 ↑ 17	8 ↑ 16	7 ↑ 15	6 ↑ 12	6 ↑ 10	3 ↑ 8	3 ↑ 7	3 ↑ 7	2 ↑ 6	2 ↑ 6	2 ↑ 5	1 ↑ 5	1 ↑ 5	1 ↑ 5	2 ↑ 6	2 ↑ 8	3 ↑ 10	6 ↑ 13	6 ↑ 15	8 ↑ 18
Houston Pilots J - Lynchburg Ferries	9 ↑ 17	9 ↑ 18	9 ↑ 18	9 ↑ 18	9 ↑ 17	8 ↑ 16	7 ↑ 15	6 ↑ 12	5 ↑ 10	3 ↑ 8	3 ↑ 7	3 ↑ 7	2 ↑ 6	1 ↑ 5	1 ↑ 5	1 ↑ 3	1 ↑ 3	1 ↑ 3	1 ↑ 5	2 ↑ 6	3 ↑ 8	6 ↑ 10	6 ↑ 13	8 ↑ 15
Houston Pilots I - Exxon 3	12 ↑ 18	13 ↑ 20	13 ↑ 20	13 ↑ 20	13 ↑ 18	13 ↑ 17	12 ↑ 16	10 ↑ 15	9 ↑ 14	8 ↑ 12	7 ↑ 10	6 ↑ 9	6 ↑ 8	5 ↑ 7	5 ↑ 7	3 ↑ 6	3 ↑ 5	3 ↑ 6	3 ↑ 7	5 ↑ 9	6 ↑ 10	7 ↑ 14	8 ↑ 16	9 ↑ 18
Houston Pilots H - Morgans Point	12 ↑ 18	13 ↑ 20	13 ↑ 20	13 ↑ 20	13 ↑ 18	13 ↑ 17	12 ↑ 16	10 ↑ 15	9 ↑ 13	8 ↑ 12	7 ↑ 10	6 ↑ 9	6 ↑ 8	6 ↑ 7	5 ↑ 7	3 ↑ 6	3 ↑ 6	3 ↑ 6	3 ↑ 7	5 ↑ 9	6 ↑ 12	7 ↑ 14	8 ↑ 16	9 ↑ 18
Houston Pilots G - 75/76	12 ↑ 18	12 ↑ 20	13 ↑ 20	13 ↑ 20	13 ↑ 20	13 ↑ 18	12 ↑ 16	10 ↑ 16	10 ↑ 15	9 ↑ 13	8 ↑ 12	8 ↑ 12	7 ↑ 10	6 ↑ 9	6 ↑ 8	6 ↑ 7	5 ↑ 7	5 ↑ 7	5 ↑ 7	6 ↑ 8	6 ↑ 12	7 ↑ 14	8 ↑ 16	9 ↑ 18
Houston Pilots F - 63/64	10 ↑ 18	12 ↑ 20	12 ↑ 18	13 ↑ 20	13 ↑ 18	13 ↑ 17	12 ↑ 16	10 ↑ 15	10 ↑ 14	9 ↑ 13	8 ↑ 12	8 ↑ 12	7 ↑ 10	6 ↑ 9	6 ↑ 8	6 ↑ 7	5 ↑ 7	5 ↑ 7	5 ↑ 7	6 ↑ 8	6 ↑ 12	7 ↑ 14	8 ↑ 16	9 ↑ 18
Houston Pilots E - 51/52	10 ↑ 17	10 ↑ 18	12 ↑ 18	12 ↑ 18	12 ↑ 17	12 ↑ 17	12 ↑ 16	10 ↑ 15	10 ↑ 14	9 ↑ 13	8 ↑ 12	8 ↑ 12	8 ↑ 10	7 ↑ 9	6 ↑ 8	6 ↑ 8	6 ↑ 8	6 ↑ 8	6 ↑ 8	6 ↑ 9	6 ↑ 12	7 ↑ 14	8 ↑ 16	9 ↑ 18
Houston Pilots D - 37/38	10 ↑ 17	10 ↑ 18	10 ↑ 17	10 ↑ 18	10 ↑ 17	12 ↑ 16	10 ↑ 15	10 ↑ 15	10 ↑ 14	9 ↑ 13	8 ↑ 12	8 ↑ 12	8 ↑ 10	7 ↑ 9	7 ↑ 8	6 ↑ 8	6 ↑ 8	6 ↑ 7	6 ↑ 8	6 ↑ 9	6 ↑ 12	7 ↑ 14	8 ↑ 15	9 ↑ 17
Houston Pilots C - 25/26	10 ↑ 17	10 ↑ 17	10 ↑ 17	10 ↑ 17	10 ↑ 16	10 ↑ 16	10 ↑ 15	10 ↑ 15	9 ↑ 14	9 ↑ 13	8 ↑ 12	8 ↑ 12	8 ↑ 10	7 ↑ 9	7 ↑ 8	6 ↑ 8	6 ↑ 8	6 ↑ 7	6 ↑ 8	6 ↑ 9	6 ↑ 12	7 ↑ 13	8 ↑ 15	9 ↑ 17
Houston Pilots B - 11/12	9 ↑ 16	9 ↑ 16	10 ↑ 16	10 ↑ 16	10 ↑ 15	10 ↑ 15	9 ↑ 15	8 ↑ 14	8 ↑ 13	8 ↑ 12	7 ↑ 11	7 ↑ 12	6 ↑ 10	6 ↑ 10	6 ↑ 9	5 ↑ 8	5 ↑ 8	5 ↑ 7	5 ↑ 7	5 ↑ 8	6 ↑ 9	7 ↑ 10	7 ↑ 12	8 ↑ 14
Houston Pilots A - 1 & 2 Bravo	8 ↑ 15	8 ↑ 15	9 ↑ 15	10 ↑ 15	10 ↑ 15	10 ↑ 15	10 ↑ 15	10 ↑ 15	9 ↑ 14	9 ↑ 14	9 ↑ 13	8 ↑ 13	8 ↑ 12	8 ↑ 10	7 ↑ 10	6 ↑ 9	6 ↑ 8	6 ↑ 8	6 ↑ 8	6 ↑ 8	6 ↑ 9	6 ↑ 10	6 ↑ 10	7 ↑ 13

NOTE: This is automated data that may/may not agree with the official BAM thinking that's found on the daily slides.
This data should be used as a guide only.

Houston Pilots: SAT. 7/5/2025

Forecast Discussion

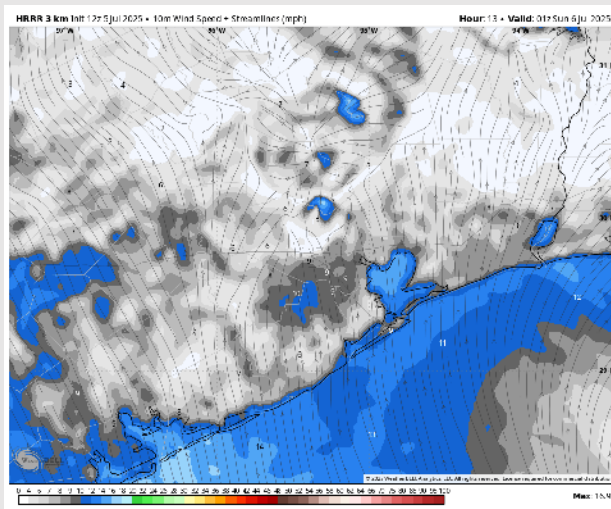
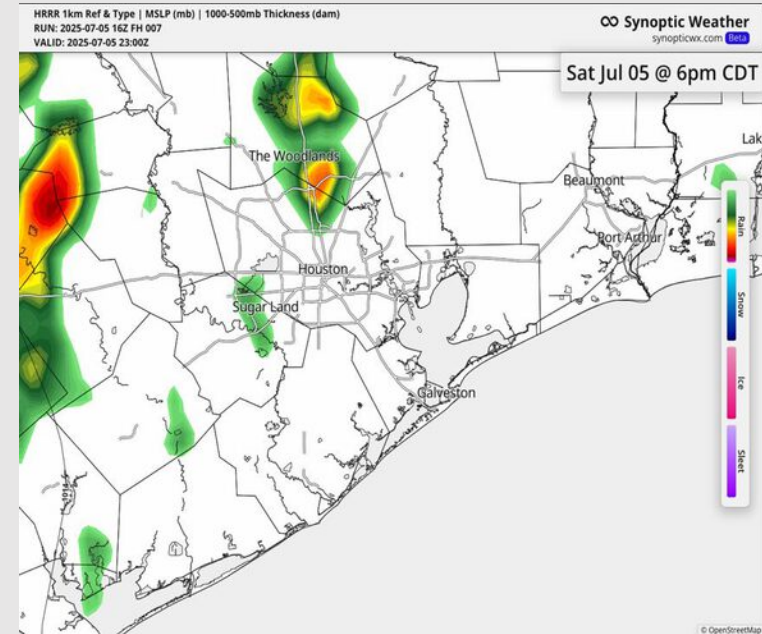
Precip: Scattered showers/storms (~30%) will be possible for locations N of Morgan's Point through ~8 PM, with dry conditions favored beyond 8 PM.

Wind: Winds will be out of the S the rest of today. **N of Morgan's Point:** Winds will be at 6 – 11 kts. **S of Morgan's Point:** Winds will be at 7 – 12 kts.

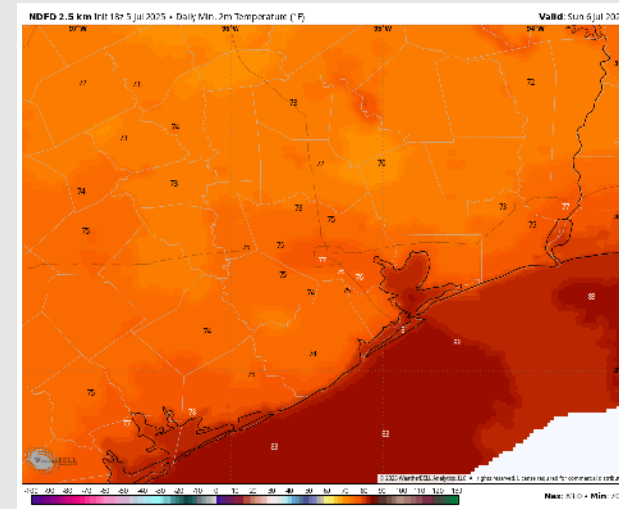
Low Temps: **N of Morgan's Point:** Mid 70s F. **S of Morgan's Point:** Low 80s F.

Visibility: No visibility concerns today.

Precip Image: 6 PM CT



Wind Speed:
8 PM CT



Low Temps
SUN AM

Houston Pilots: MON. 7/7/2025

Forecast Discussion

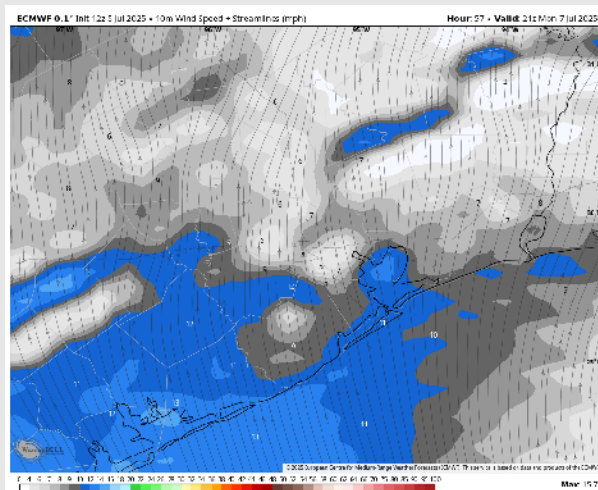
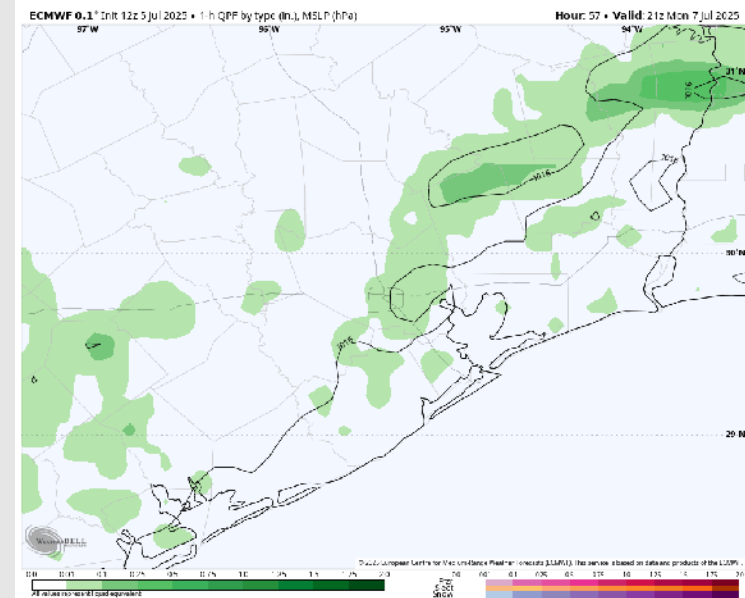
Precip: Scattered showers/storms will be possible at all stations beginning at 9 AM MON and lasting through ~2 PM. After 2 PM, dry conditions are favored S of Morgan's Point, while stations N of Morgan's Point will continue to see scattered showers/storms through 7 PM.

Wind: Winds will be out of the S Monday. **N of Morgan's Point:** Winds will be at 3 – 8 kts. **S of Morgan's Point:** Winds will be at 5 - 10 kts.

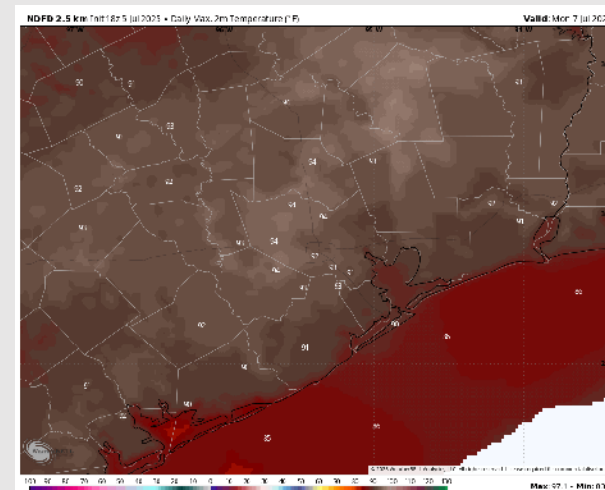
High Temps: **N of Morgan's Point:** Low 90s F. **S of Morgan's Point:** Mid/High 80s F.

Visibility: No fog concerns MON however heavier downpours may result in reduced visibilities at times.

Precip Image: 4 PM CT



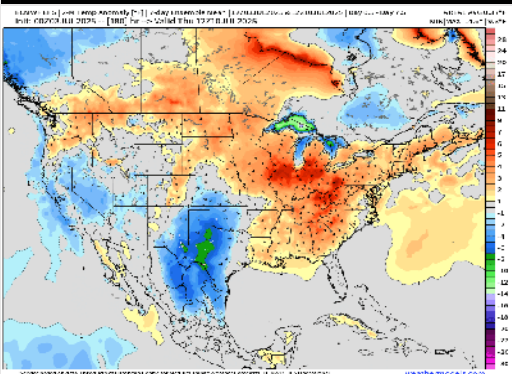
Wind Speed:
4 PM CT



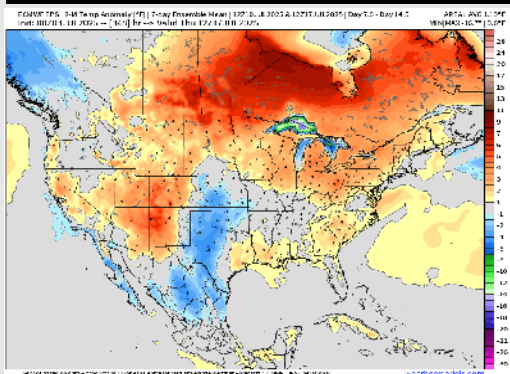
High Temps
Monday

Houston Pilots: 7/5/25

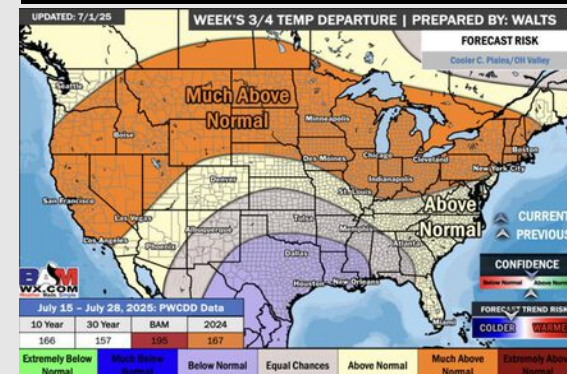
Next 7 Day Temperature Departure



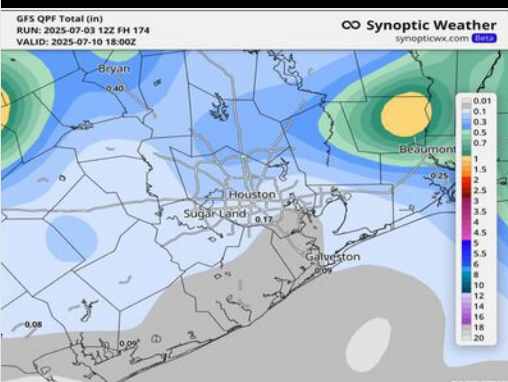
8-14 Day Temperature Departure



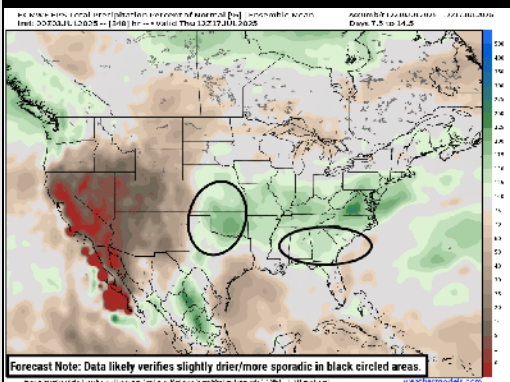
15-30 Day Temperature Departure



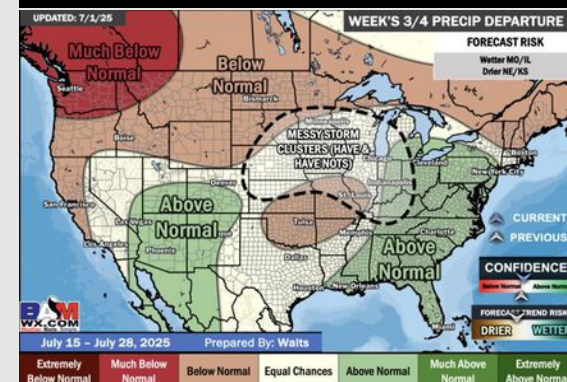
Next 7 Day Total Precipitation



8-14 Day % of Average Precip.



15-30 Day % of Average Precip.



- Temps are expected to be near normal the next 7 days. Scattered rain chances expected through late week, with dry conditions following.
- Warmer than normal temps and lower than average rain chances are favored for days 8 – 14.
- Below normal temperatures are favored into late July along with near normal rainfall chances.