

Houston Pilots Forecast Package

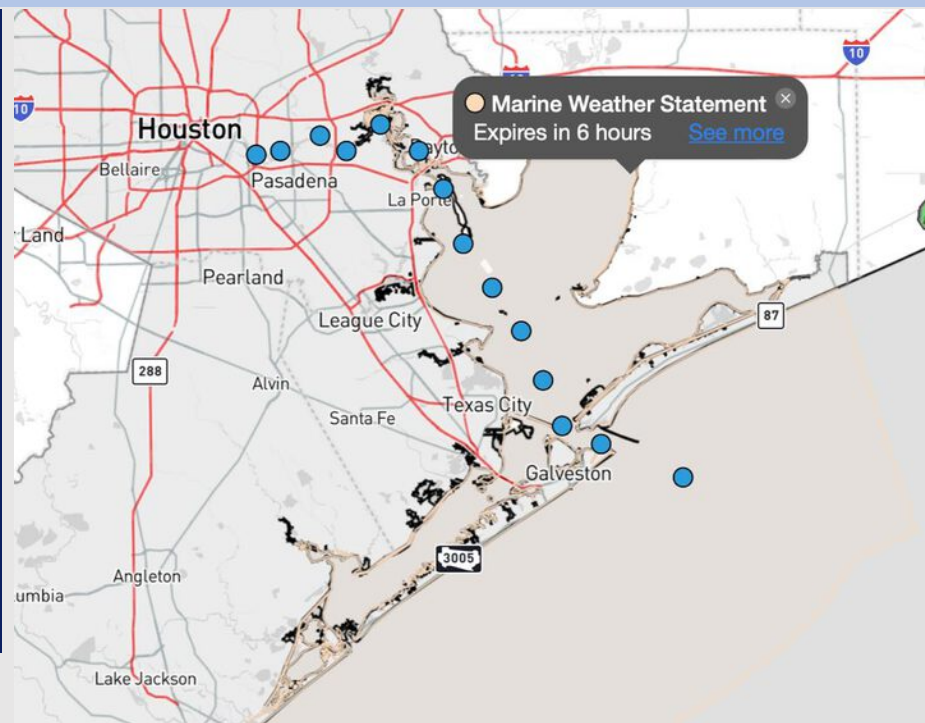


Updated: 1:15 PM CT
Sunday, June 1, 2025

Forecaster: Hope Kleitsch

Weather Headlines

- **Isolated storms will be possible from 4 – 7 PM this evening.**
- **Wind gusts of 20 – 25 MPH will be possible on Tuesday**



Current Radar: 1:15 PM CT

As always, please do not hesitate to reach out to us with any forecast questions at **(317)-560-8122**. **Press 1 for forecast questions.**

You can also access real-time forecast updates and 24/7 meteorological chat assistance on your **Clarity** app. Click [here](#) for login assistance.



Houston Pilots Visibility Chart (miles)



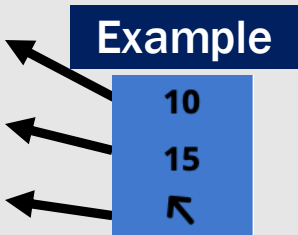
Visibility	Sun 2 pm	Sun 3 pm	Sun 4 pm	Sun 5 pm	Sun 6 pm	Sun 7 pm	Sun 8 pm	Sun 9 pm	Sun 10 pm	Sun 11 pm	Mon 12 am	Mon 1 am	Mon 2 am	Mon 3 am	Mon 4 am	Mon 5 am	Mon 6 am	Mon 7 am	Mon 8 am	Mon 9 am	Mon 10 am	Mon 11 am	Mon 12 pm	Mon 1 pm
Houston Pilots N - 610 Bridge	10	10	10	10	10	10	10	10	10	10	10	10	10	10	10	10	7.9	6.9	5.9	9	10	10	10	10
Houston Pilots M - Kinder 1	10	10	10	10	10	10	10	10	10	10	10	10	10	10	10	10	7.9	6.9	5.9	9	10	10	10	10
Houston Pilots L - Greens Bayou	10	10	10	10	10	10	10	10	10	10	10	10	10	10	10	10	7.9	6.9	5.9	9	10	10	10	10
Houston Pilots K - Shell Crude	10	10	10	10	10	10	10	10	10	10	10	10	10	10	10	10	7.9	6.9	5.9	9	10	10	10	10
Houston Pilots J - Lynchburg Ferries	10	10	10	10	10	10	10	10	10	10	10	10	10	10	10	10	7.9	6.9	5.9	9	10	10	10	10
Houston Pilots I - Exxon 3	10	10	10	10	10	10	10	10	10	10	10	10	10	10	10	10	7.9	6.9	5.9	9	10	10	10	10
Houston Pilots H - Morgans Point	10	10	10	10	10	10	10	10	10	10	10	10	10	10	10	10	7.9	7.9	5.9	9	10	10	10	10
Houston Pilots G - 75/76	10	10	10	10	10	10	10	10	10	10	10	10	10	10	10	10	9	9	6.9	10	10	10	10	10
Houston Pilots F - 63/64	10	10	10	10	10	10	10	10	10	10	10	10	10	10	10	10	9	10	6.9	10	10	10	10	10
Houston Pilots E - 51/52	10	10	10	10	10	10	10	10	10	10	10	10	10	10	10	10	10	10	6.9	10	10	10	10	10
Houston Pilots D - 37/38	10	10	10	10	10	10	10	10	10	10	10	10	10	10	10	10	10	10	6.9	10	10	10	10	10
Houston Pilots C - 25/26	10	10	10	10	10	10	10	10	10	10	10	10	10	10	10	10	10	10	7.9	10	10	10	10	10
Houston Pilots B - 11/12	10	10	10	10	10	10	10	10	10	10	10	10	10	10	10	10	10	10	7.9	10	10	10	10	10
Houston Pilots A - 1 & 2 Bravo	10	10	10	10	10	10	10	10	10	10	10	10	10	10	10	10	10	10	6.9	10	10	10	10	10

NOTE: This is automated data that may/may not agree with the official BAM thinking that's found on the daily slides or special visibility report slides. This data should be used as a guide only

Houston Pilots Wind Chart



Sustained Wind 10 Knots
Gusts 15 Knots
Wind from the SE



Wind	Sun 2 pm	Sun 3 pm	Sun 4 pm	Sun 5 pm	Sun 6 pm	Sun 7 pm	Sun 8 pm	Sun 9 pm	Sun 10 pm	Sun 11 pm	Mon 12 am	Mon 1 am	Mon 2 am	Mon 3 am	Mon 4 am	Mon 5 am	Mon 6 am	Mon 7 am	Mon 8 am	Mon 9 am	Mon 10 am	Mon 11 am	Mon 12 pm	Mon 1 pm
Houston Pilots N - 610 Bridge	3	3	6	6	7	8	8	8	7	6	6	5	3	3	3	3	3	2	3	3	3	6	7	8
	7	8	10	13	14	15	16	15	13	12	10	9	8	7	7	7	6	6	6	7	8	9	13	15
	↗	↗	↗	↗	↗	↗	↗	↗	↗	↗	↗	↗	↗	↗	↗	↗	↗	↗	↗	↗	↗	↗	↗	
Houston Pilots M - Kinder 1	3	5	6	6	7	8	8	8	7	6	6	5	3	3	3	3	2	2	2	3	3	6	7	8
	7	8	10	13	14	15	16	15	13	12	10	9	8	7	7	7	6	5	6	7	8	9	13	15
	↗	↗	↗	↗	↗	↗	↗	↗	↗	↗	↗	↗	↗	↗	↗	↗	↗	↗	↗	↗	↗	↗	↗	
Houston Pilots L - Greens Bayou	3	5	6	7	7	8	8	7	6	6	5	3	3	3	3	3	2	2	2	3	3	6	7	8
	7	9	10	13	14	15	15	14	12	12	10	8	8	7	6	6	5	5	6	7	7	9	13	15
	↗	↗	↗	↗	↗	↗	↗	↗	↗	↗	↗	↗	↗	↗	↗	↗	↗	↗	↗	↗	↗	↗	↗	
Houston Pilots K - Shell Crude	3	5	6	7	8	8	8	7	6	6	5	3	3	3	3	3	2	2	2	3	3	5	7	8
	7	9	10	13	15	15	15	14	12	10	8	8	7	6	6	5	5	6	6	7	7	9	13	15
	↗	↗	↗	↗	↗	↗	↗	↗	↗	↗	↗	↗	↗	↗	↗	↗	↗	↗	↗	↗	↗	↗	↗	
Houston Pilots J - Lynchburg Ferries	3	5	6	7	7	8	8	7	6	6	5	3	3	3	2	2	2	2	2	3	3	5	7	8
	7	9	10	13	15	15	16	15	12	12	9	8	7	6	6	6	5	5	6	7	7	9	13	15
	↗	↗	↗	↗	↗	↗	↗	↗	↗	↗	↗	↗	↗	↗	↗	↗	↗	↗	↗	↗	↗	↗	↗	
Houston Pilots I - Exxon 3	5	6	8	9	10	10	12	10	9	8	8	7	6	6	5	5	3	3	3	5	6	7	8	9
	8	10	13	15	15	17	17	15	14	13	12	10	9	8	7	7	7	6	7	7	9	10	14	16
	↗	↗	↗	↗	↗	↗	↗	↗	↗	↗	↗	↗	↗	↗	↗	↗	↗	↗	↗	↗	↗	↗	↗	
Houston Pilots H - Morgans Point	6	7	8	10	10	10	12	10	9	8	8	7	6	6	5	5	3	3	3	5	6	7	8	9
	9	12	14	15	16	17	17	15	14	13	12	10	9	8	8	7	7	6	7	7	8	10	14	16
	↗	↗	↗	↗	↗	↗	↗	↗	↗	↗	↗	↗	↗	↗	↗	↗	↗	↗	↗	↗	↗	↗	↗	
Houston Pilots G - 75/76	6	7	8	10	10	12	13	12	10	10	8	8	8	7	6	6	6	6	6	6	6	8	8	10
	10	13	15	16	17	17	18	16	15	14	13	12	10	10	9	8	8	8	7	8	10	12	15	16
	↗	↗	↗	↗	↗	↗	↗	↗	↗	↗	↗	↗	↗	↗	↗	↗	↗	↗	↗	↗	↗	↗	↗	
Houston Pilots F - 63/64	6	7	8	10	10	12	13	12	10	10	8	8	8	7	6	6	6	6	6	6	7	8	8	10
	10	13	15	16	17	17	18	16	15	14	13	12	10	10	9	9	8	8	7	9	10	12	15	16
	↗	↗	↗	↗	↗	↗	↗	↗	↗	↗	↗	↗	↗	↗	↗	↗	↗	↗	↗	↗	↗	↗	↗	
Houston Pilots E - 51/52	6	7	8	10	10	12	12	10	10	9	8	8	8	7	7	6	6	6	6	6	7	8	9	10
	10	13	15	16	16	17	17	15	15	14	13	12	10	10	9	9	8	8	8	9	10	12	15	16
	↗	↗	↗	↗	↗	↗	↗	↗	↗	↗	↗	↗	↗	↗	↗	↗	↗	↗	↗	↗	↗	↗	↗	
Houston Pilots D - 37/38	6	7	8	9	10	10	12	10	10	9	8	8	8	7	7	6	6	6	6	6	7	8	9	10
	10	13	15	15	16	17	16	15	15	14	13	12	10	10	10	9	8	8	8	9	10	12	15	16
	↗	↗	↗	↗	↗	↗	↗	↗	↗	↗	↗	↗	↗	↗	↗	↗	↗	↗	↗	↗	↗	↗	↗	
Houston Pilots C - 25/26	6	7	8	9	9	10	10	10	9	9	8	8	8	7	7	6	6	6	6	6	7	8	9	10
	10	12	14	15	15	16	16	15	14	13	13	12	10	10	9	9	8	8	8	9	10	12	15	16
	↗	↗	↗	↗	↗	↗	↗	↗	↗	↗	↗	↗	↗	↗	↗	↗	↗	↗	↗	↗	↗	↗	↗	
Houston Pilots B - 11/12	6	7	8	8	9	10	10	9	8	8	8	7	7	6	6	6	6	6	6	6	6	7	8	10
	9	10	13	14	15	15	15	15	13	13	12	10	10	10	9	9	8	8	8	8	9	12	14	15
	↗	↗	↗	↗	↗	↗	↗	↗	↗	↗	↗	↗	↗	↗	↗	↗	↗	↗	↗	↗	↗	↗	↗	
Houston Pilots A - 1 & 2 Bravo	6	6	7	8	9	10	10	10	10	9	8	8	8	8	7	7	6	6	6	6	7	8	8	9
	8	10	12	14	15	15	15	15	14	14	13	13	13	12	10	10	9	9	9	9	10	12	14	15
	↗	↗	↗	↗	↗	↗	↗	↗	↗	↗	↗	↗	↗	↗	↗	↗	↗	↗	↗	↗	↗	↗	↗	

NOTE: This is automated data that may/may not agree with the official BAM thinking that's found on the daily slides.
This data should be used as a guide only.

Houston Pilots: SUN. 6/1/2025

Forecast Discussion

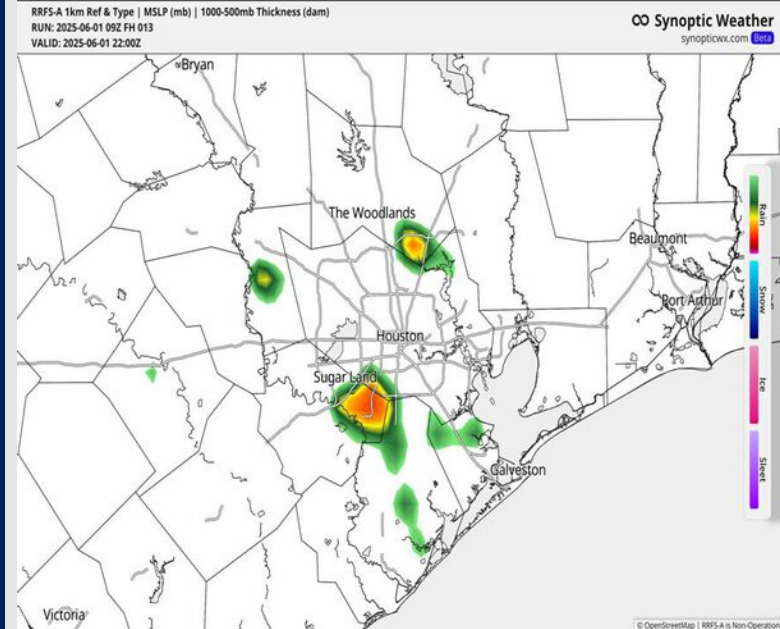
Precip: Isolated showers/storms (20-30%) will be able to work across the area from 4 – 7 PM. **The strongest storms will be able to produce gusts of 35-40 kts, although the greatest risk will be North/West of All Stations.**

Wind: Winds will be out of the S the remainder of the day. **N of Morgan's Point:** Winds will be at 5 – 9 kts the rest of the day. **S of Morgan's Point:** Winds will be at 3 – 8 kts through 4 PM before increasing to 9-14 kts.

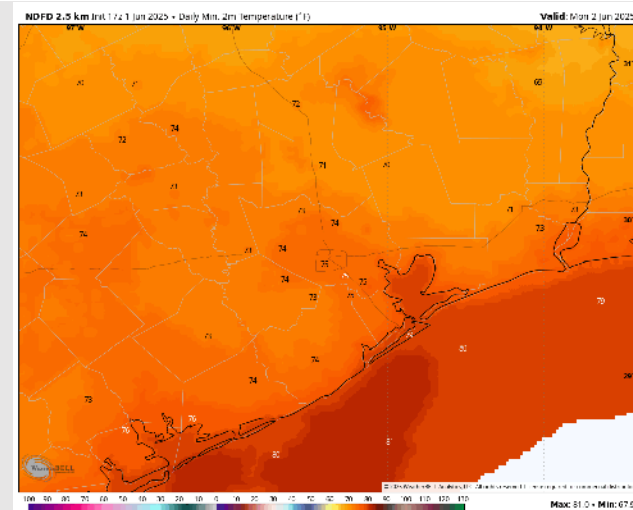
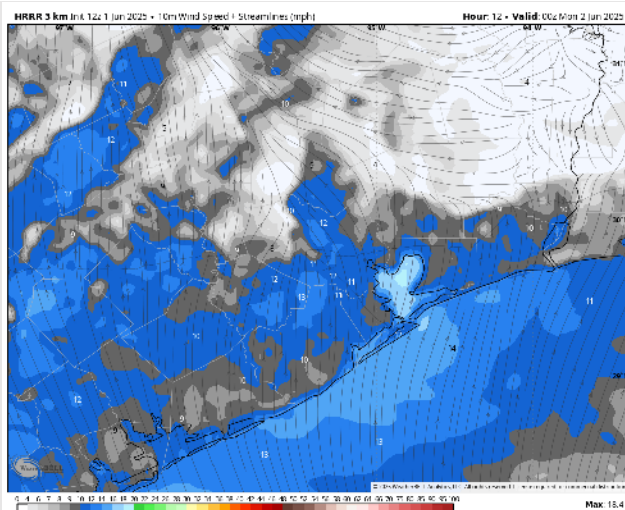
Low Temps: **N of Morgan's Point:** Mid 70s F. **S of Morgan's Point:** Mid 70s F.

Visibility: Visibility may be reduced under heavy downpours.

Precip Image: 5 PM CT



Wind Speed:
7 PM CT



Low Temps
MON AM

Houston Pilots: MON. 6/2/2025

Forecast Discussion

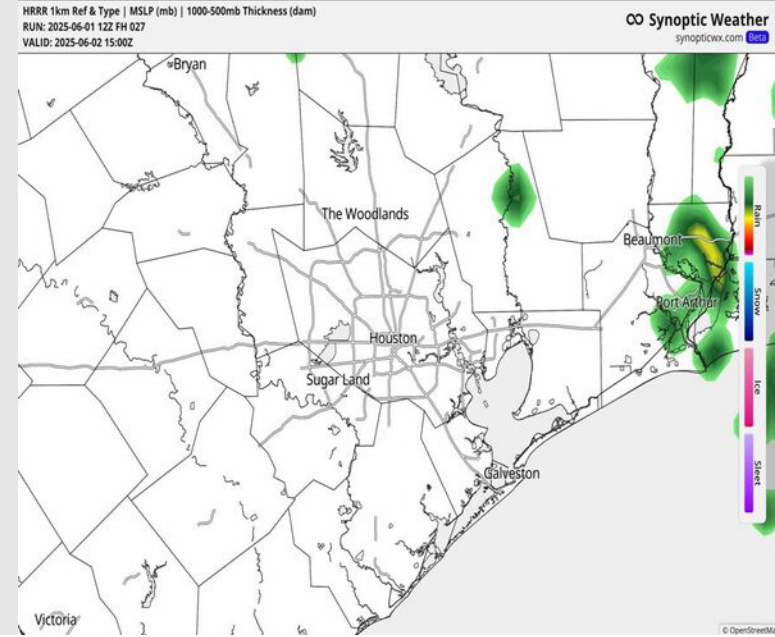
Precip: Favoring mostly dry conditions throughout the day. Currently favoring showers/storms to stay off to the east.

Wind: Winds will start out of the South before shifting to being from the SE after 8 AM. **N of Morgan's Point:** Winds will be at 2-6 kts through 2 PM before increasing to 5-10 kts. **S of Morgan's Point:** Winds will be at 3-7 kts through 4 PM before increasing to 9-14 kts.

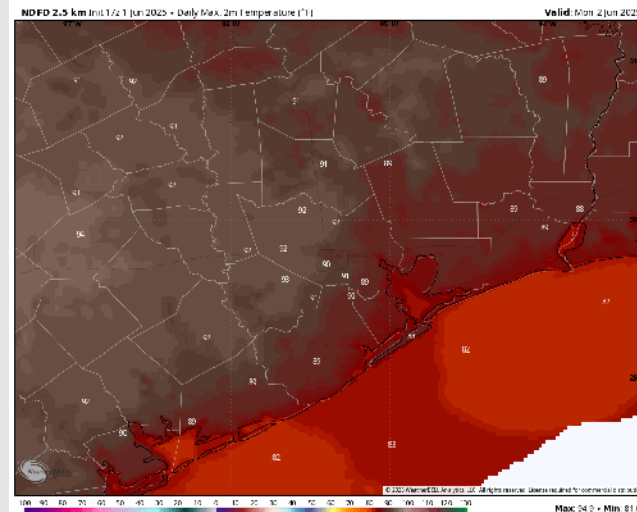
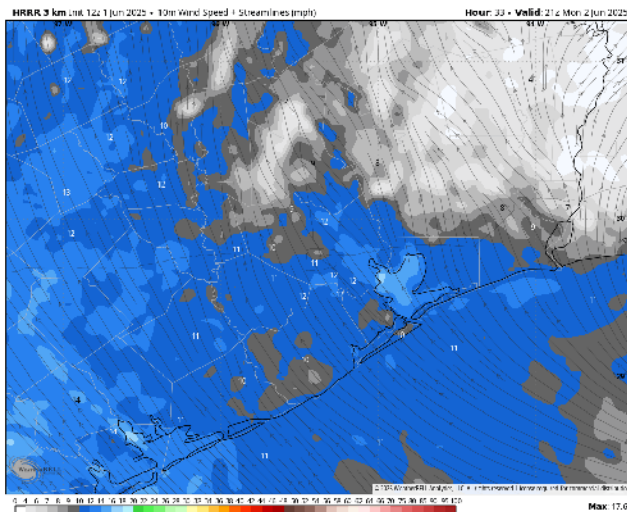
High Temps: **N of Morgan's Point:** Low 90s F. **S of Morgan's Point:** Mid 80s F.

Visibility: No visibility concerns Monday.

Precip Image: 10 AM CT



Wind Speed
4 PM CT



High Temps
Monday

Houston Pilots: TUE. 6/3/2025

Forecast Discussion

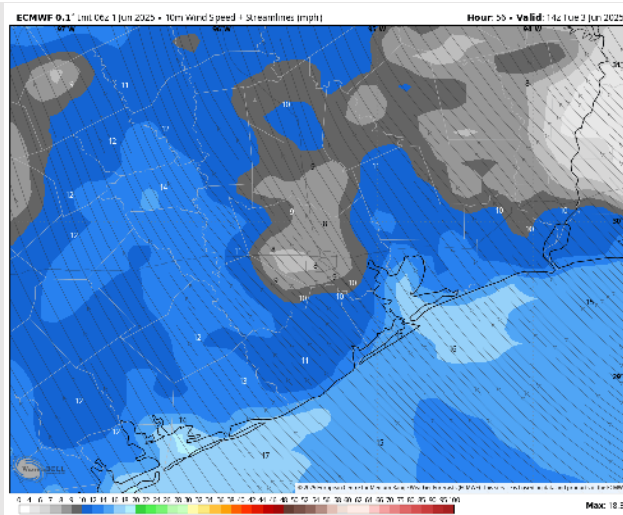
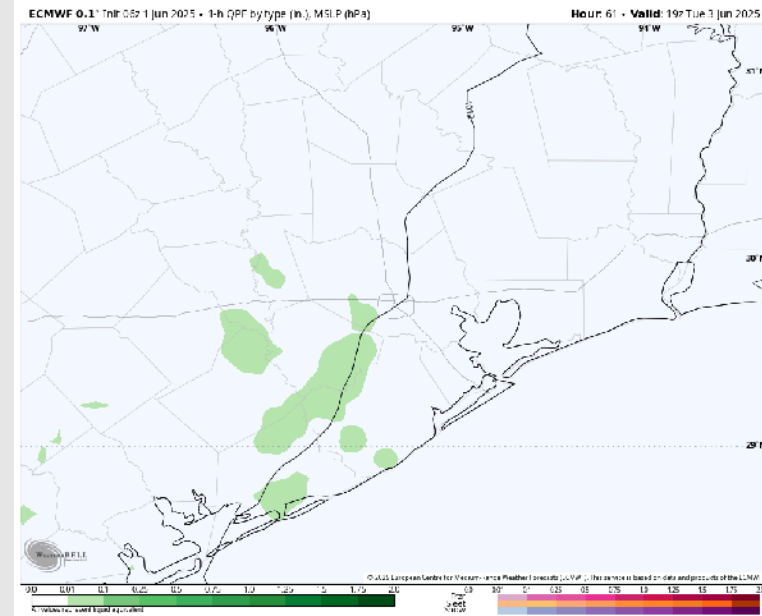
Precip: Isolated showers will be possible from 11 AM to 4 PM, however the majority of coverage likely stays to the west of Stations.

Wind: Winds will be out of the SE throughout Tuesday. **N of Morgan's Point:** Winds will be at 5 – 10 kts. **S of Morgan's Point:** Winds will be at 12 – 17 kts. **Intermittent wind gusts of 20 – 25 kts in play for all Stations throughout the day.**

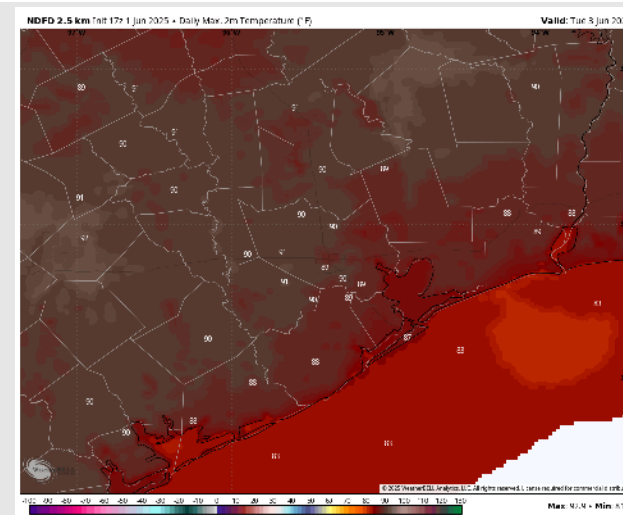
High Temps: **N of Morgan's Point:** Near 90 F. **S of Morgan's Point:** Upper 80s F.

Visibility: No visibility concerns for Tuesday.

Precip Image: 2 PM CT



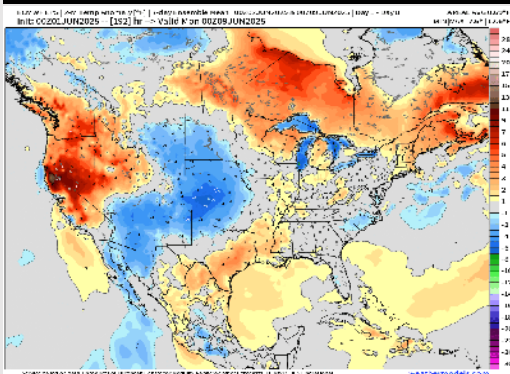
Wind Speed:
9 AM CT



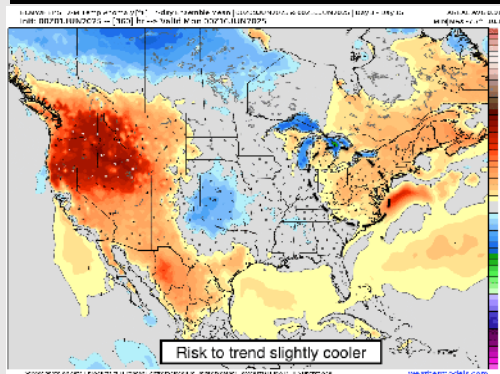
High Temps
Tuesday

Houston Pilots: 6/1/25

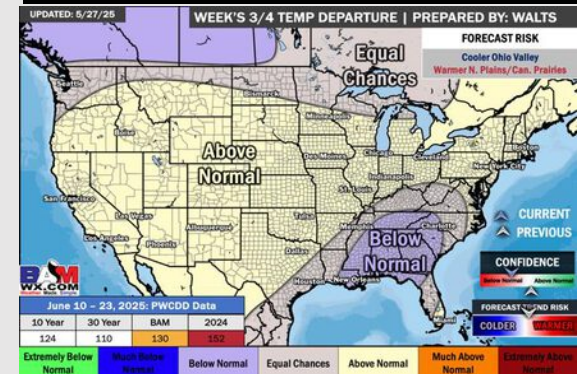
Next 7 Day Temperature Departure



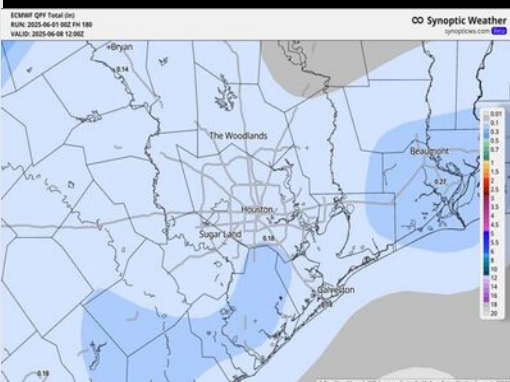
8-14 Day Temperature Departure



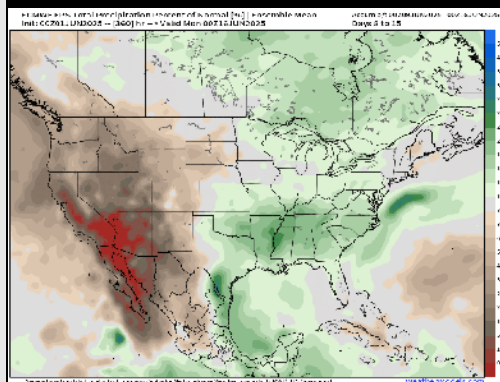
15-30 Day Temperature Departure



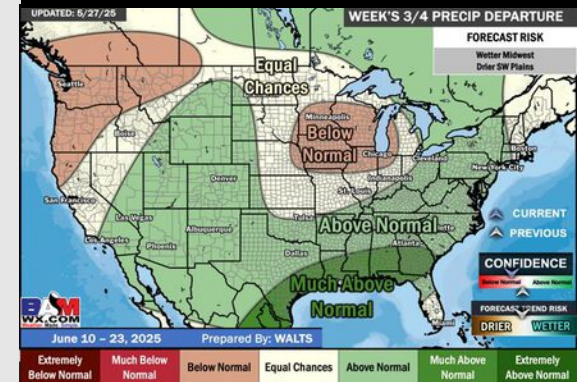
Next 7 Day Total Precipitation



8-14 Day % of Average Precip.



15-30 Day % of Average Precip.



- Temps are expected to be above normal the next 7 days. Scattered rain chances throughout the week.
- Above normal temps and well above normal rainfall is favored for days 8 – 14.
- Slightly below normal temperatures are favored for mid to late June along with much above normal rainfall chances.