

Houston Pilots Forecast Package



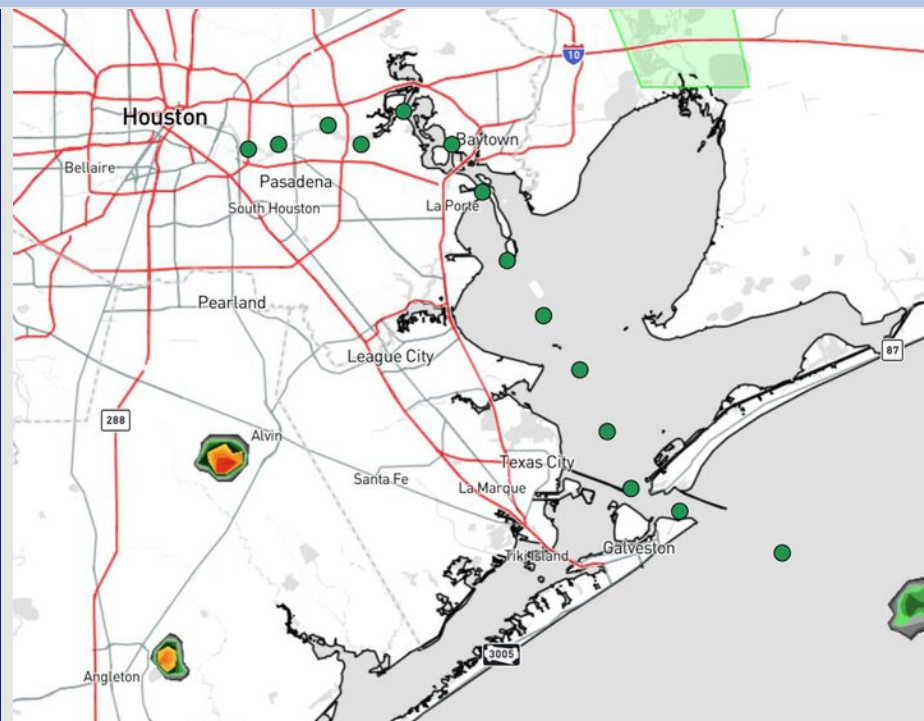
Updated: 1:45 PM CT

Thursday, June 5, 2025

Forecaster: Hope Kleitsch

Weather Headlines

- Wave heights at the Boarding Station are expected to increase to 3 – 4' SAT AM through SUN.
- Intermittent wind gusts up to 20 kts in play for all Stations throughout Friday.
- Wind gusts of 20 – 25 kts will be possible for ALL stations throughout the day on Saturday.



Current Radar: 1:45 PM CT

As always, please do not hesitate to reach out to us with any forecast questions at (317)-560-8122. Press 1 for forecast questions.

You can also access real-time forecast updates and 24/7 meteorological chat assistance on your [Clarity](#) app. Click [here](#) for login assistance.



Houston Pilots Visibility Chart (miles)



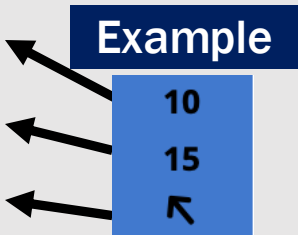
Visibility	Thu 2 pm	Thu 3 pm	Thu 4 pm	Thu 5 pm	Thu 6 pm	Thu 7 pm	Thu 8 pm	Thu 9 pm	Thu 10 pm	Thu 11 pm	Fri 12 am	Fri 1 am	Fri 2 am	Fri 3 am	Fri 4 am	Fri 5 am	Fri 6 am	Fri 7 am	Fri 8 am	Fri 9 am	Fri 10 am	Fri 11 am	Fri 12 pm	Fri 1 pm
Houston Pilots N - 610 Bridge	10	10	10	10	10	10	10	10	10	10	10	10	10	10	10	10	10	10	7.9	7.9	10	10	10	10
Houston Pilots M - Kinder 1	10	10	10	10	10	10	10	10	10	10	10	10	10	10	10	10	10	10	7.9	7.9	10	10	10	10
Houston Pilots L - Greens Bayou	10	10	10	10	10	10	10	10	10	10	10	10	10	10	10	10	10	10	7.9	7.9	10	10	10	10
Houston Pilots K - Shell Crude	10	10	10	10	10	10	10	10	10	10	10	10	10	10	10	10	10	10	7.9	7.9	10	10	10	10
Houston Pilots J - Lynchburg Ferries	10	10	10	10	10	10	10	10	10	10	10	10	10	10	10	10	10	10	7.9	7.9	10	10	10	10
Houston Pilots I - Exxon 3	10	10	10	10	10	10	10	10	10	10	10	10	10	10	10	10	10	10	7.9	7.9	10	10	10	10
Houston Pilots H - Morgans Point	10	10	10	10	10	10	10	10	10	10	10	10	10	10	10	10	10	10	9	7.9	10	10	10	10
Houston Pilots G - 75/76	10	10	10	10	10	10	10	10	10	10	10	10	10	10	10	10	10	10	10	9	10	10	10	10
Houston Pilots F - 63/64	10	10	10	10	10	10	10	10	10	10	10	10	10	10	10	10	10	10	10	9	10	10	10	10
Houston Pilots E - 51/52	10	10	10	10	10	10	10	10	10	10	10	10	10	10	10	10	10	10	10	9	10	10	10	10
Houston Pilots D - 37/38	10	10	10	10	10	10	10	10	10	10	10	10	10	10	10	10	10	10	10	9	10	10	10	10
Houston Pilots C - 25/26	10	10	10	10	10	10	10	10	10	10	10	10	10	10	10	10	10	10	10	9	10	10	10	10
Houston Pilots B - 11/12	10	10	10	10	10	10	10	10	10	10	10	10	10	10	10	10	10	10	10	9	10	10	10	10
Houston Pilots A - 1 & 2 Bravo	10	10	10	10	10	10	10	10	10	10	10	10	10	10	10	10	10	10	9	7.9	9	10	10	10

NOTE: This is automated data that may/may not agree with the official BAM thinking that's found on the daily slides or special visibility report slides. This data should be used as a guide only

Houston Pilots Wind Chart



Sustained Wind 10 Knots
Gusts 15 Knots
Wind from the SE



Wind	Thu 2 pm	Thu 3 pm	Thu 4 pm	Thu 5 pm	Thu 6 pm	Thu 7 pm	Thu 8 pm	Thu 9 pm	Thu 10 pm	Thu 11 pm	Fri 12 am	Fri 1 am	Fri 2 am	Fri 3 am	Fri 4 am	Fri 5 am	Fri 6 am	Fri 7 am	Fri 8 am	Fri 9 am	Fri 10 am	Fri 11 am	Fri 12 pm	Fri 1 pm
Houston Pilots N - 610 Bridge	6 12 ↖	7 13 ↖	8 14 ↖	8 15 ↖	8 16 ↖	9 17 ↖	9 16 ↖	8 15 ↖	8 14 ↖	7 14 ↖	6 13 ↖	6 12 ↖	6 10 ↖	5 10 ↖	5 10 ↖	5 10 ↖	5 9 ↖	3 9 ↖	3 9 ↖	5 9 ↖	6 10 ↖	6 13 ↖	7 13 ↖	7 15 ↖
Houston Pilots M - Kinder 1	6 12 ↖	7 13 ↖	8 15 ↖	8 16 ↖	8 16 ↖	9 17 ↖	9 16 ↖	8 15 ↖	8 14 ↖	7 14 ↖	6 13 ↖	6 12 ↖	6 10 ↖	5 10 ↖	5 10 ↖	5 10 ↖	5 9 ↖	3 9 ↖	3 9 ↖	5 9 ↖	6 10 ↖	6 13 ↖	7 13 ↖	8 15 ↖
Houston Pilots L - Greens Bayou	6 12 ↖	7 14 ↖	8 15 ↖	8 16 ↖	9 16 ↖	9 16 ↖	8 16 ↖	8 15 ↖	7 14 ↖	6 13 ↖	6 12 ↖	6 10 ↖	6 10 ↖	5 9 ↖	5 9 ↖	5 9 ↖	5 9 ↖	3 9 ↖	3 9 ↖	5 9 ↖	6 10 ↖	6 12 ↖	7 13 ↖	8 15 ↖
Houston Pilots K - Shell Crude	7 13 ↖	8 14 ↖	8 15 ↖	9 16 ↖	9 16 ↖	9 16 ↖	9 16 ↖	8 15 ↖	7 14 ↖	6 13 ↖	6 12 ↖	6 10 ↖	6 10 ↖	5 9 ↖	5 9 ↖	5 9 ↖	5 9 ↖	3 9 ↖	3 9 ↖	5 9 ↖	6 10 ↖	6 13 ↖	7 13 ↖	8 15 ↖
Houston Pilots J - Lynchburg Ferries	7 12 ↖	8 14 ↖	8 15 ↖	8 16 ↖	9 16 ↖	9 17 ↖	8 16 ↖	8 15 ↖	7 14 ↖	6 13 ↖	6 12 ↖	6 10 ↖	6 9 ↖	5 9 ↖	5 9 ↖	5 9 ↖	3 9 ↖	3 9 ↖	5 9 ↖	6 10 ↖	6 12 ↖	7 13 ↖	8 15 ↖	8 15 ↖
Houston Pilots I - Exxon 3	8 14 ↖	9 16 ↖	10 17 ↖	12 18 ↖	13 18 ↖	13 18 ↖	13 18 ↖	12 16 ↖	10 16 ↖	10 15 ↖	9 14 ↖	9 14 ↖	8 13 ↖	8 13 ↖	8 13 ↖	8 12 ↖	8 12 ↖	7 12 ↖	7 12 ↖	8 12 ↖	8 13 ↖	8 14 ↖	9 15 ↖	9 16 ↖
Houston Pilots H - Morgans Point	8 15 ↖	10 16 ↖	10 17 ↖	12 18 ↖	13 18 ↖	13 18 ↖	13 18 ↖	12 16 ↖	10 15 ↖	10 14 ↖	9 14 ↖	9 14 ↖	8 13 ↖	8 13 ↖	8 13 ↖	8 12 ↖	8 12 ↖	8 12 ↖	8 12 ↖	8 13 ↖	8 13 ↖	8 14 ↖	9 15 ↖	10 16 ↖
Houston Pilots G - 75/76	9 16 ↖	10 17 ↖	10 18 ↖	13 20 ↖	13 20 ↖	13 20 ↖	13 18 ↖	13 16 ↖	12 16 ↖	10 16 ↖	10 16 ↖	10 15 ↖	10 15 ↖	10 15 ↖	10 15 ↖	10 14 ↖	9 14 ↖	9 14 ↖	9 15 ↖	9 15 ↖	9 15 ↖	9 16 ↖	10 16 ↖	10 17 ↖
Houston Pilots F - 63/64	9 16 ↖	10 17 ↖	10 18 ↖	13 20 ↖	13 20 ↖	13 20 ↖	13 18 ↖	12 16 ↖	10 16 ↖	10 16 ↖	10 16 ↖	10 16 ↖	10 15 ↖	10 15 ↖	10 15 ↖	10 15 ↖	10 15 ↖	10 15 ↖	9 15 ↖	9 15 ↖	10 15 ↖	10 16 ↖	10 16 ↖	10 18 ↖
Houston Pilots E - 51/52	9 16 ↖	10 17 ↖	10 18 ↖	12 18 ↖	12 18 ↖	12 18 ↖	13 17 ↖	12 16 ↖	10 16 ↖	10 16 ↖	10 16 ↖	10 16 ↖	10 15 ↖	10 15 ↖	10 15 ↖	10 15 ↖	10 15 ↖	10 15 ↖	10 15 ↖	10 15 ↖	10 16 ↖	10 16 ↖	10 16 ↖	10 18 ↖
Houston Pilots D - 37/38	9 16 ↖	10 16 ↖	10 17 ↖	12 17 ↖	12 17 ↖	12 17 ↖	12 16 ↖	12 16 ↖	10 16 ↖	10 16 ↖	10 16 ↖	10 16 ↖	10 15 ↖	10 15 ↖	10 15 ↖	10 15 ↖	10 15 ↖	10 15 ↖	10 15 ↖	10 15 ↖	10 16 ↖	10 16 ↖	10 16 ↖	10 17 ↖
Houston Pilots C - 25/26	9 15 ↖	9 16 ↖	10 16 ↖	10 17 ↖	10 16 ↖	10 16 ↖	10 16 ↖	10 15 ↖	10 15 ↖	10 15 ↖	10 15 ↖	10 15 ↖	10 15 ↖	10 15 ↖	10 15 ↖	10 15 ↖	10 15 ↖	10 15 ↖	10 15 ↖	10 15 ↖	10 15 ↖	10 15 ↖	10 15 ↖	10 16 ↖
Houston Pilots B - 11/12	8 14 ↖	9 14 ↖	9 15 ↖	10 15 ↖	10 15 ↖	10 15 ↖	10 15 ↖	10 15 ↖	9 15 ↖	9 15 ↖	9 15 ↖	9 15 ↖	9 15 ↖	9 15 ↖	9 15 ↖	9 15 ↖	9 15 ↖	9 15 ↖	9 15 ↖	9 15 ↖	9 15 ↖	9 15 ↖	10 15 ↖	10 15 ↖
Houston Pilots A - 1 & 2 Bravo	8 13 ↖	8 13 ↖	8 14 ↖	9 15 ↖	10 15 ↖	10 15 ↖	10 15 ↖	10 16 ↖	10 16 ↖	10 16 ↖	10 16 ↖	12 16 ↖	12 17 ↖	12 16 ↖	12 16 ↖	12 16 ↖	10 15 ↖	10 15 ↖	10 15 ↖	10 15 ↖	10 15 ↖	10 15 ↖	9 14 ↖	9 15 ↖

NOTE: This is automated data that may/may not agree with the official BAM thinking that's found on the daily slides.
This data should be used as a guide only.

Houston Pilots: THU. 6/5/2025

Forecast Discussion

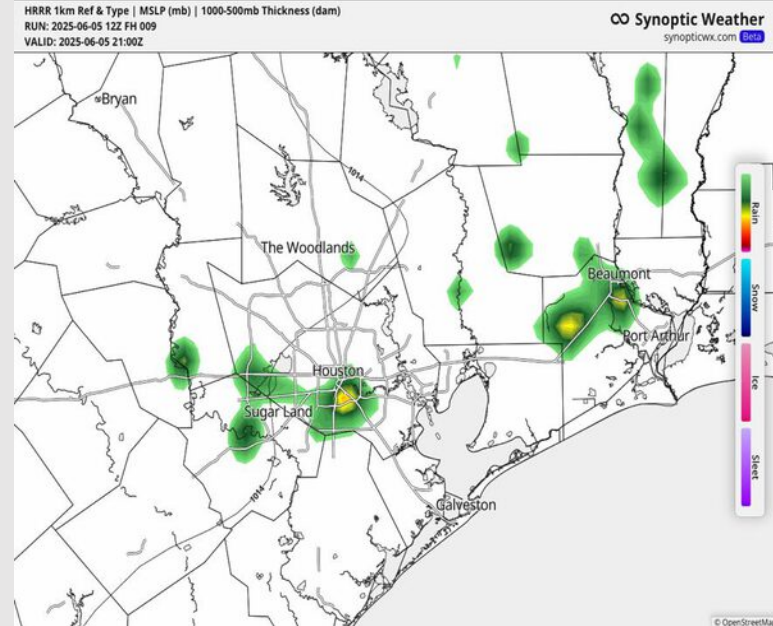
Precip: Isolated pop-ups will be possible through 6PM for all Stations.

Wind: Winds will be out of the SE through the rest of the day. **N of Morgan's Point:** Winds will be at 3 – 8 kts. **S of Morgan's Point:** Winds will be at 6 – 11 kts the rest of the day.

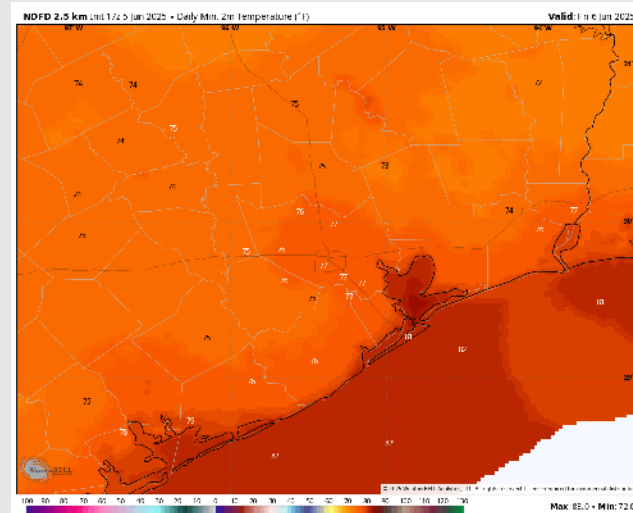
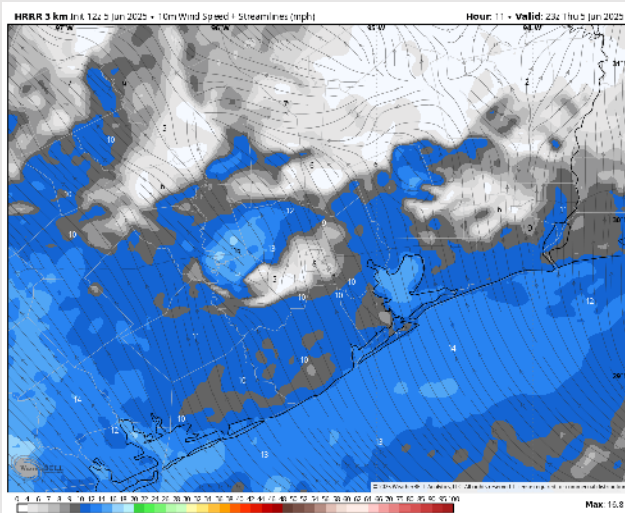
Low Temps: **N of Morgan's Point:** Mid 70s F. **S of Morgan's Point:** Near 80 F.

Visibility: No visibility concerns for the rest of today.

Precip Image: 4 PM CT



Wind Speed
6 PM CT



Low Temps
FRI AM

Houston Pilots: FRI. 6/6/2025

Forecast Discussion

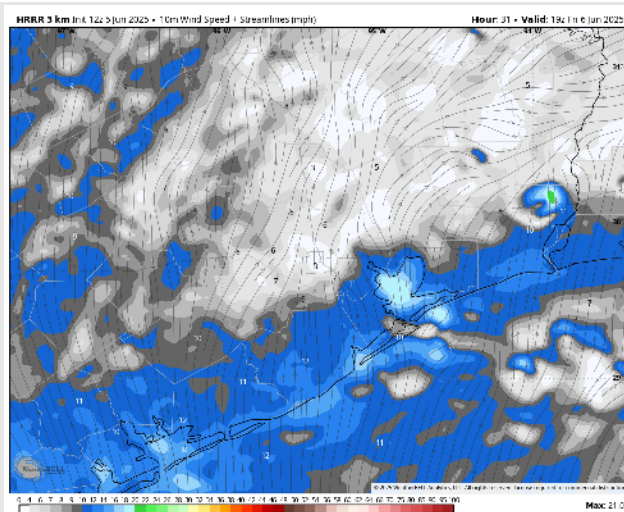
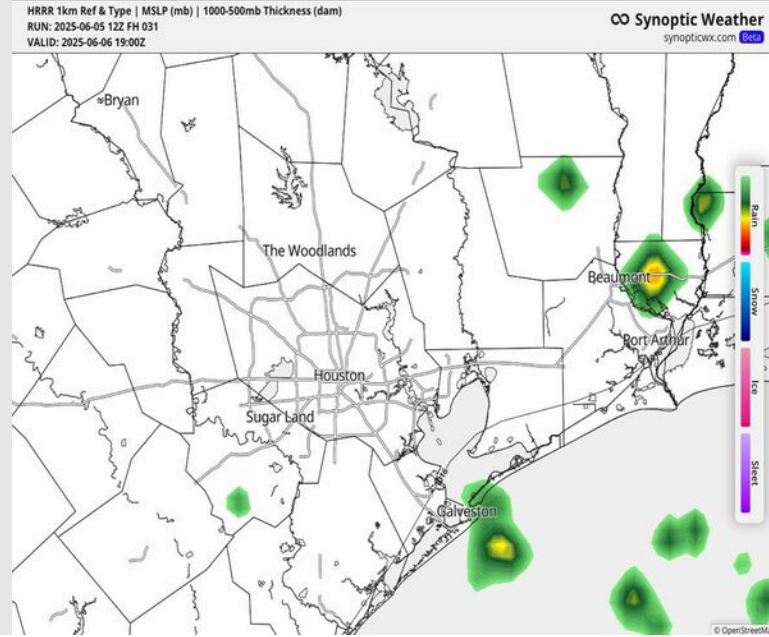
Precip: Isolated showers will be possible from 12 PM to 6 PM for ALL stations Friday.

Wind: Winds will be out of the SSE throughout Friday. **N of Morgan's Point:** Winds will be at 5 – 10 kts. **S of Morgan's Point:** Winds will be at 10 – 15 kts. **Intermittent wind gusts up to 20 kts in play for all Stations throughout the day, especially after 2PM.**

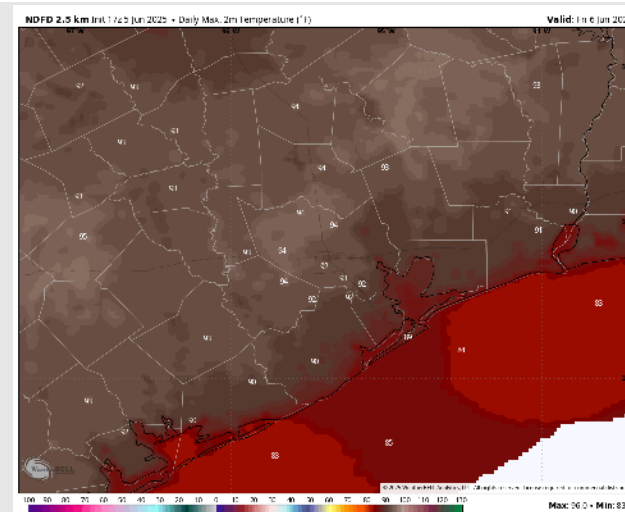
High Temps: **N of Morgan's Point:** Low 90s F. **S of Morgan's Point:** Upper 80s F.

Visibility: No visibility concerns Friday.

Precip Image: 2 PM CT



Wind Speed:
2 PM CT



High Temps
Friday

Houston Pilots: SAT. 6/7/2025

Forecast Discussion

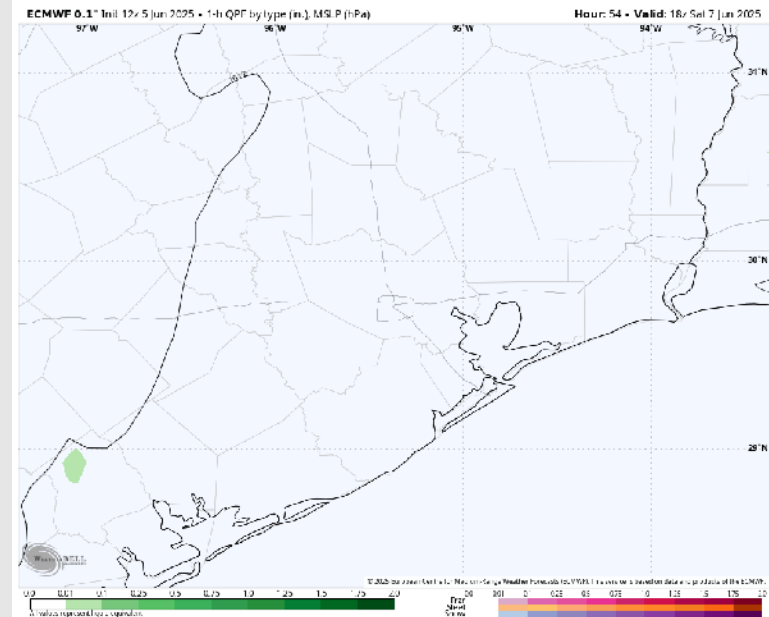
Precip: Favoring dry conditions throughout the day.

Wind: Winds will be out of the S Saturday. **N of Morgan's Point:** Winds will be at 6 – 11 kts. **S of Morgan's Point:** Winds will be at 10 – 15 kts. **Wind gusts of 20 – 25 kts will be possible for ALL stations throughout the day on Saturday.**

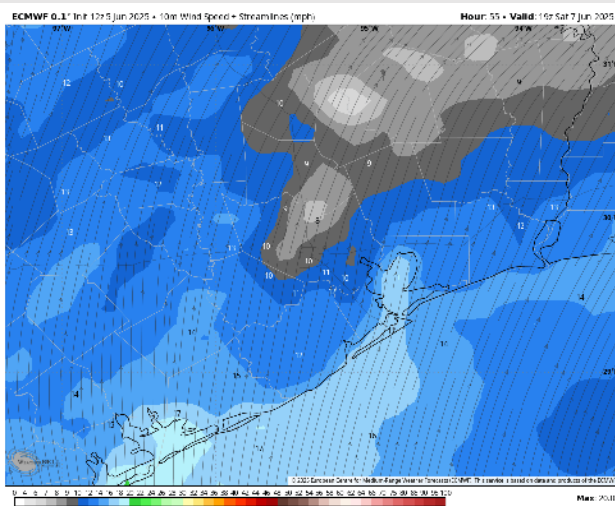
High Temps: **N of Morgan's Point:** Low 90s F. **S of Morgan's Point:** Upper 80s F.

Visibility: No visibility concerns Saturday.

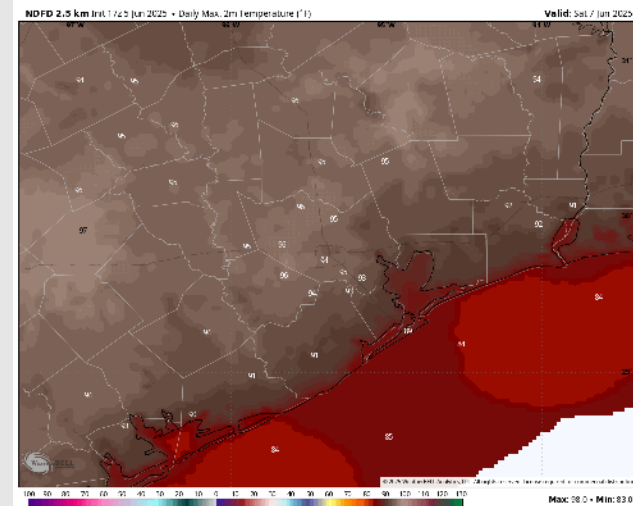
Precip Image: 1 PM CT



Wind Speed:
2 PM CT

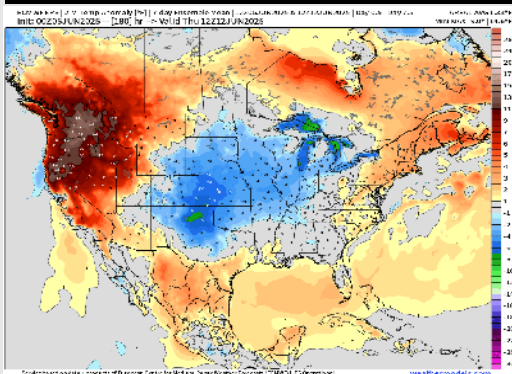


High Temps
Saturday

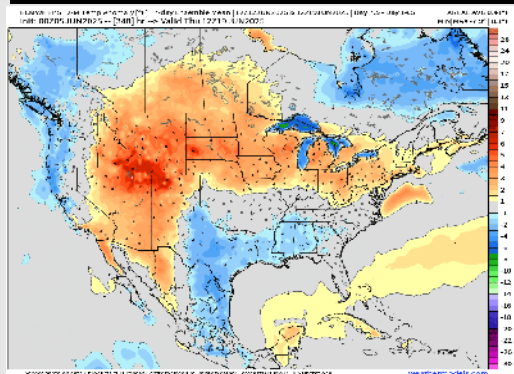


Houston Pilots: 6/5/25

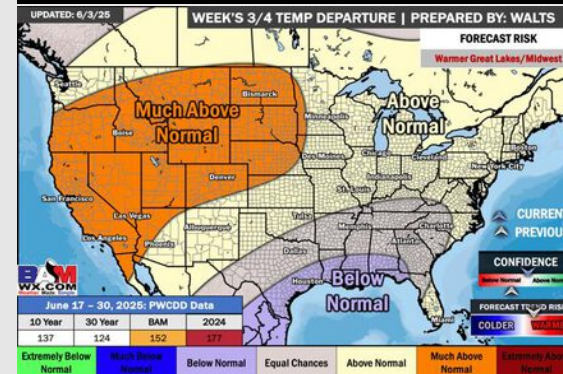
Next 7 Day Temperature Departure



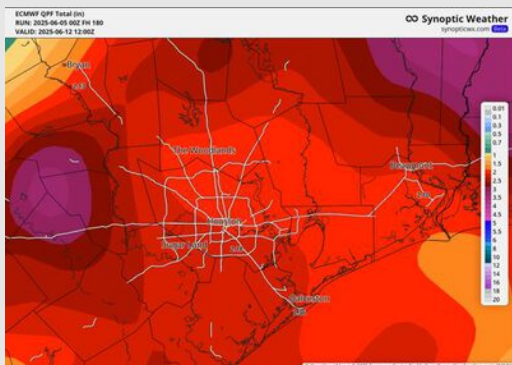
8-14 Day Temperature Departure



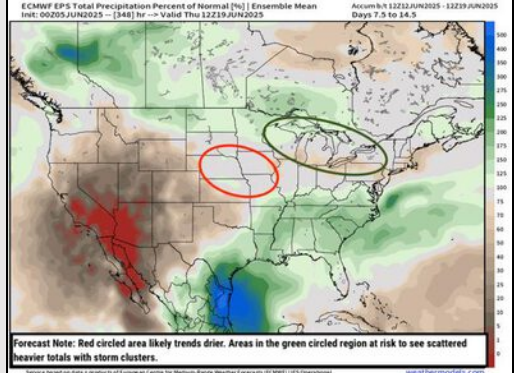
15-30 Day Temperature Departure



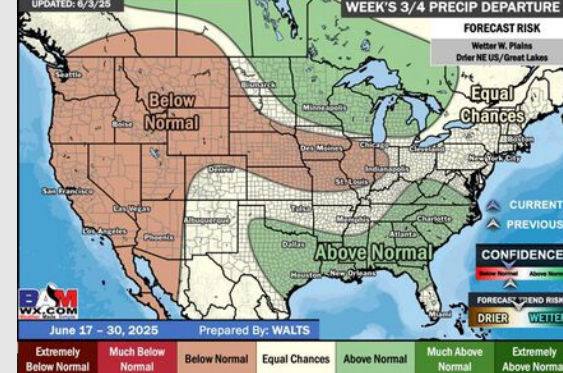
Next 7 Day Total Precipitation



8-14 Day % of Average Precip.



15-30 Day % of Average Precip.



- Temps are expected to be above normal the next 7 days. Isolated rain chances over the weekend, with heavier/widespread rain chances early next week.
- Below normal temps and much above normal rainfall is favored for days 8 – 14.
- Below normal temperatures are favored for mid to late June along with above normal rainfall chances.