

Houston Pilots Forecast Package

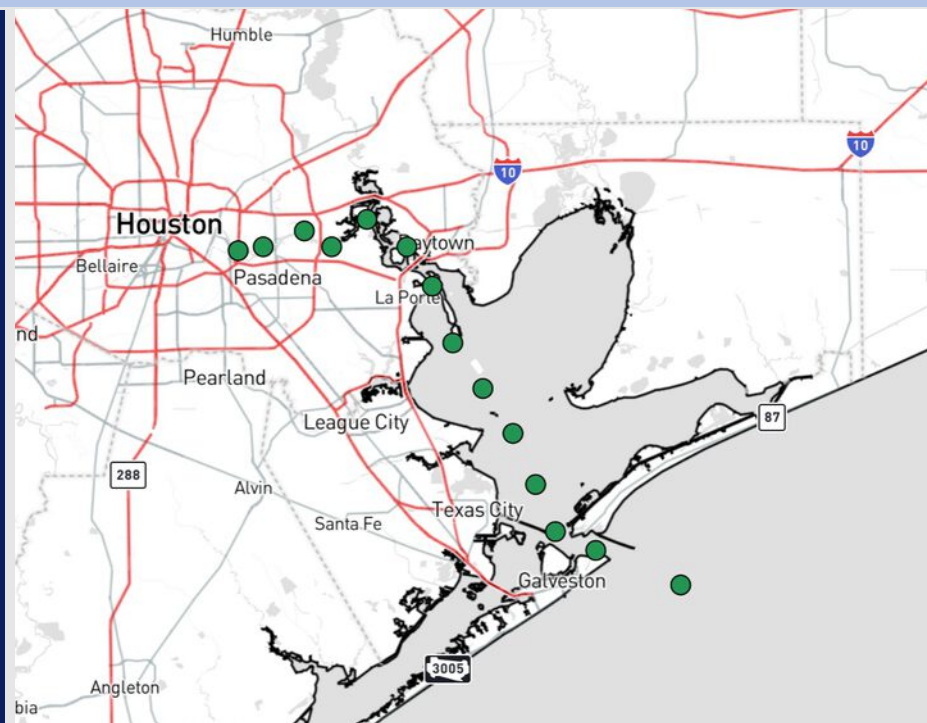


Updated: 11:00 PM CT
Monday, June 30, 2025

Forecaster: Tyler Riggles

Weather Headlines

- Dry conditions expected to return Wednesday.
- Choppy waters of 3 – 3.5' will be possible at the Boarding Station through this AM.
- No tropical impacts favored for Houston over the next 7 days.



Current Radar: 10:42 PM CT

As always, please do not hesitate to reach out to us with any forecast questions at [\(317\)-560-8122](tel:317-560-8122). Press 1 for forecast questions.

You can also access real-time forecast updates and 24/7 meteorological chat assistance on your [Clarity](#) app. Click [here](#) for login assistance.

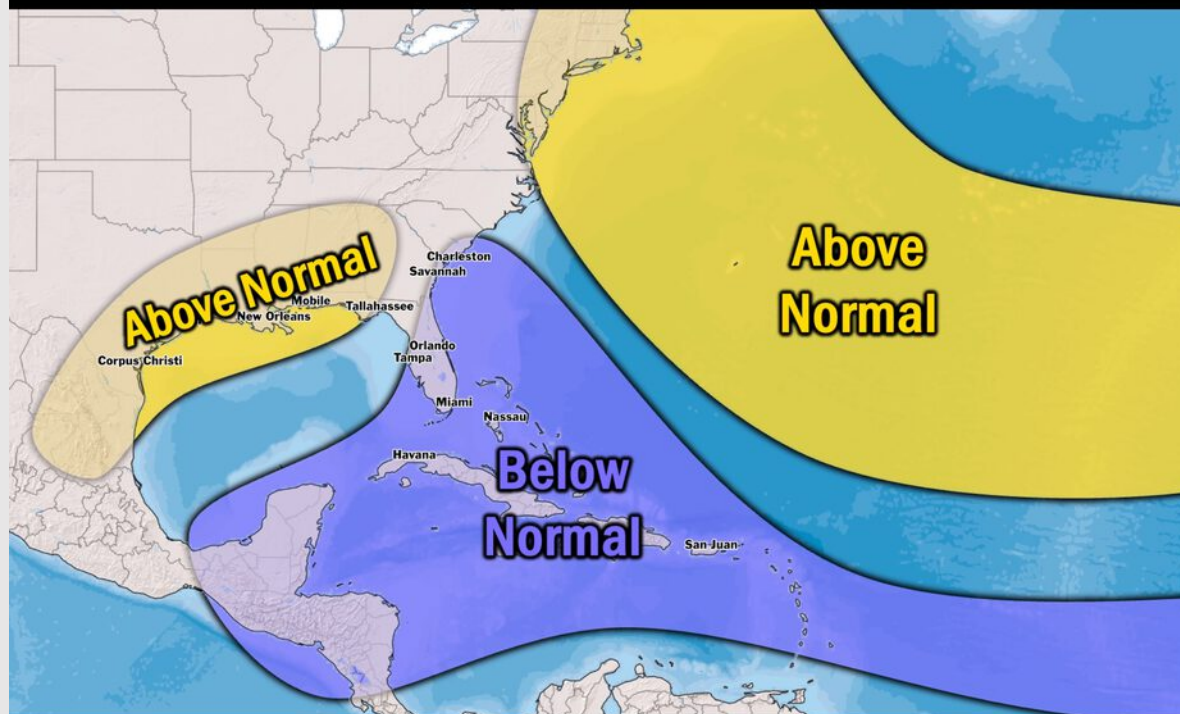


Houston Pilots Tropical Update

Seasonal Hurricane Outlook

2025 HURRICANE SEASON

Updated Issued: Wednesday, June 25, 2025



KEY SEASON NOTES

15 - 19

Named Storms
10 Year Avg: 17.8

6 - 9

Hurricanes
10 Year Avg: 8.2

2 - 4

Major Hurricanes
10 Year Avg: 3.8

Graphic to the left represents our favored seasonal outlook for the 2025 Hurricane Season. Conditions expected to be more favorable for tropical development within the Gulf this season.

No notable tropical development is expected over the next 7 days.

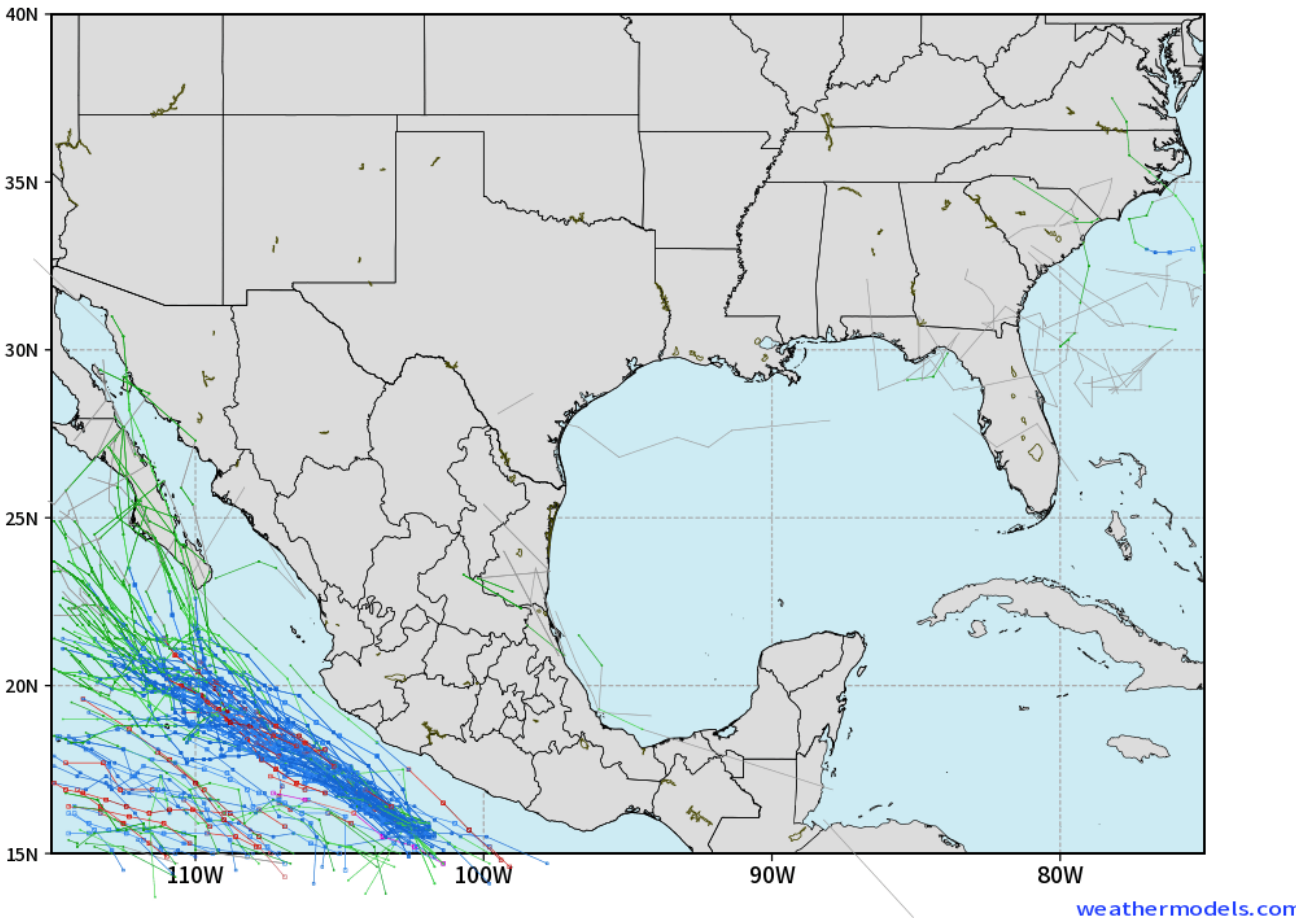
[Click here for the video!](#)

Houston Pilots Tropical Update

10 Day Tropical Outlook

ECMWF GULF EPS Cyclone Locations --> Next [10-days]
INIT: 12Z30JUN2025 --> UNTIL 12Z10JUL2025

o-o ENSEMBLE MEAN
o-o 1000 - 1010 hPa
o-o 980 - 999 hPa
o-o 960 - 979 hPa
o-o 950 - 959 hPa
o-o < 950 hPa



Tropical Storm development is possible in the eastern part of the Gulf late this week but is not favored to make any impacts on the Houston area.

At this time, we are not favoring any tropical impacts for Houston over the next 7 days.

Houston Pilots Visibility Chart (miles)



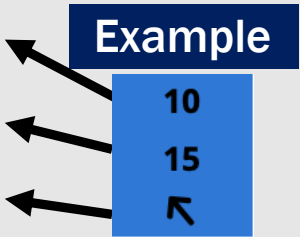
Visibility	Tue 12 am	Tue 1 am	Tue 2 am	Tue 3 am	Tue 4 am	Tue 5 am	Tue 6 am	Tue 7 am	Tue 8 am	Tue 9 am	Tue 10 am	Tue 11 am	Tue 12 pm	Tue 1 pm	Tue 2 pm	Tue 3 pm	Tue 4 pm	Tue 5 pm	Tue 6 pm	Tue 7 pm	Tue 8 pm	Tue 9 pm	Tue 10 pm	Tue 11 pm
Houston Pilots N - 610 Bridge	10	10	10	10	10	10	9	10	6.9	10	10	10	10	10	10	10	10	10	10	10	10	10	10	10
Houston Pilots M - Kinder 1	10	10	10	10	10	10	9	10	6.9	10	10	10	10	10	10	10	10	10	10	10	10	10	10	10
Houston Pilots L - Greens Bayou	10	10	10	10	10	10	10	10	6.9	10	10	10	10	10	10	10	10	10	10	10	10	10	10	10
Houston Pilots K - Shell Crude	10	10	10	10	10	10	10	10	6.9	10	10	10	10	10	10	10	10	10	10	10	10	10	10	10
Houston Pilots J - Lynchburg Ferries	10	10	10	10	10	9	10	10	6.9	10	10	10	10	10	10	10	10	10	10	10	10	10	10	10
Houston Pilots I - Exxon 3	10	10	10	10	10	10	9	10	6.9	10	10	10	10	10	10	10	10	10	10	10	10	10	10	10
Houston Pilots H - Morgans Point	10	10	10	10	10	10	10	10	6.9	10	10	10	10	10	10	10	10	10	10	10	10	10	10	10
Houston Pilots G - 75/76	10	10	10	10	10	10	10	10	6.9	10	10	10	10	10	10	10	10	10	10	10	10	10	10	10
Houston Pilots F - 63/64	10	10	10	10	10	10	10	10	6.9	10	10	10	10	10	10	10	10	10	10	10	10	10	10	10
Houston Pilots E - 51/52	10	10	10	10	10	10	10	10	6.9	10	10	10	10	10	10	10	10	10	10	10	10	10	10	10
Houston Pilots D - 37/38	10	10	10	10	10	10	10	10	6.9	10	10	10	10	10	10	10	10	10	10	10	10	10	10	10
Houston Pilots C - 25/26	10	10	10	10	10	10	10	10	8	10	10	10	10	10	10	10	10	10	10	10	10	10	10	10
Houston Pilots B - 11/12	10	10	10	10	10	10	10	10	8	10	10	10	10	10	10	10	10	10	10	10	10	10	10	10
Houston Pilots A - 1 & 2 Bravo	10	10	10	10	10	10	10	10	6.9	10	10	10	10	10	10	10	10	10	10	10	10	9	10	10

NOTE: This is automated data that may/may not agree with the official BAM thinking that’s found on the daily slides or special visibility report slides. This data should be used as a guide only

Houston Pilots Wind Chart



Sustained Wind 10 Knots
Gusts 15 Knots
Wind from the SE



Wind	Tue 12 am	Tue 1 am	Tue 2 am	Tue 3 am	Tue 4 am	Tue 5 am	Tue 6 am	Tue 7 am	Tue 8 am	Tue 9 am	Tue 10 am	Tue 11 am	Tue 12 pm	Tue 1 pm	Tue 2 pm	Tue 3 pm	Tue 4 pm	Tue 5 pm	Tue 6 pm	Tue 7 pm	Tue 8 pm	Tue 9 pm	Tue 10 pm	Tue 11 pm
Houston Pilots N - 610 Bridge	3 8 ↗	3 7 ↗	3 7 ↗	2 6 ↗	2 5 →	2 5 →	1 5 ↘	1 5 ↘	1 5 ↘	1 5 ↘	1 5 ↘	2 5 →	3 7 ↗	3 7 ↗	3 8 ↗	5 9 ↗	5 10 ↗	6 10 ↗	6 12 ↗	7 13 ↗	7 13 ↗	6 13 ↗	6 12 ↗	6 12 ↗
Houston Pilots M - Kinder 1	3 8 ↗	3 7 ↗	3 7 ↗	2 6 ↗	2 5 →	2 5 →	1 5 ↘	1 5 ↘	1 5 ↘	1 5 ↘	1 5 ↘	2 5 →	3 7 ↗	3 7 ↗	3 8 ↗	5 10 ↗	5 10 ↗	6 12 ↗	6 13 ↗	7 13 ↗	7 13 ↗	6 13 ↗	6 12 ↗	6 10 ↗
Houston Pilots L - Greens Bayou	3 8 ↗	3 7 ↗	3 6 ↗	2 5 ↗	2 5 →	2 5 →	1 5 ↘	1 3 ↘	1 5 ↘	1 3 ↘	1 5 ↘	2 5 →	3 7 ↗	3 7 ↗	3 9 ↗	5 10 ↗	6 10 ↗	6 12 ↗	6 13 ↗	7 13 ↗	7 13 ↗	6 13 ↗	6 12 ↗	6 10 ↗
Houston Pilots K - Shell Crude	3 8 ↗	3 7 ↗	3 6 ↗	2 5 ↗	2 5 →	2 5 →	1 5 ↘	1 3 ↘	1 5 ↘	1 3 ↘	1 5 ↘	2 5 →	3 7 ↗	3 8 ↗	5 9 ↗	5 10 ↗	6 10 ↗	7 12 ↗	7 13 ↗	7 13 ↗	7 13 ↗	6 13 ↗	6 12 ↗	5 10 ↗
Houston Pilots J - Lynchburg Ferries	3 8 ↗	3 7 ↗	2 6 ↗	2 5 ↗	1 5 →	1 5 →	1 3 ↘	1 3 ↘	1 3 ↘	1 3 ↘	1 5 ↘	2 5 →	3 7 ↗	3 8 ↗	3 9 ↗	5 10 ↗	6 10 ↗	6 12 ↗	6 13 ↗	6 14 ↗	7 13 ↗	6 13 ↗	6 12 ↗	5 10 ↗
Houston Pilots I - Exxon 3	8 12 ↗	7 10 ↗	6 9 ↗	6 8 ↗	5 7 →	5 7 →	3 6 ↘	3 6 ↘	3 6 ↘	3 5 ↘	3 6 ↘	3 6 ↘	5 7 ↗	5 9 ↗	6 10 ↗	7 13 ↗	8 13 ↗	9 14 ↗	9 15 ↗	10 15 ↗	10 15 ↗	10 15 ↗	9 13 ↗	9 13 ↗
Houston Pilots H - Morgans Point	8 12 ↗	7 10 ↗	6 9 ↗	6 8 ↗	5 7 →	5 7 →	3 6 ↘	3 6 ↘	3 6 ↘	3 5 ↘	3 6 ↘	3 6 ↘	5 7 ↗	5 9 ↗	6 12 ↗	7 13 ↗	8 13 ↗	9 14 ↗	9 15 ↗	10 16 ↗	10 15 ↗	10 15 ↗	9 13 ↗	9 13 ↗
Houston Pilots G - 75/76	8 13 ↗	8 12 ↗	8 12 ↗	7 10 ↗	6 9 ↗	6 8 →	6 7 ↘	5 7 ↘	5 7 ↘	3 6 ↘	3 6 ↘	5 7 ↘	5 8 ↗	6 10 ↗	6 13 ↗	7 13 ↗	8 14 ↗	9 15 ↗	9 16 ↗	10 16 ↗	10 16 ↗	10 15 ↗	10 14 ↗	10 10 ↗
Houston Pilots F - 63/64	9 13 ↗	8 13 ↗	8 12 ↗	7 10 ↗	6 9 ↗	6 8 →	6 8 ↘	5 7 ↘	5 7 ↘	3 6 ↘	3 6 ↘	5 7 ↘	5 8 ↗	6 10 ↗	6 13 ↗	7 13 ↗	8 14 ↗	9 15 ↗	9 16 ↗	10 16 ↗	10 16 ↗	10 15 ↗	10 14 ↗	10 10 ↗
Houston Pilots E - 51/52	9 14 ↗	8 13 ↗	8 13 ↗	8 12 ↗	7 10 ↗	6 9 ↗	6 8 →	6 7 ↘	5 7 ↘	5 7 ↘	5 7 ↘	5 8 ↗	5 8 ↗	6 10 ↗	6 13 ↗	7 13 ↗	8 14 ↗	9 15 ↗	9 15 ↗	10 16 ↗	10 15 ↗	10 15 ↗	10 14 ↗	9 13 ↗
Houston Pilots D - 37/38	9 14 ↗	8 13 ↗	8 13 ↗	8 12 ↗	7 10 ↗	7 9 ↗	6 8 →	6 7 ↘	5 7 ↘	5 7 ↘	3 6 ↘	5 7 ↘	5 8 ↗	6 10 ↗	6 12 ↗	7 13 ↗	8 13 ↗	9 14 ↗	9 15 ↗	10 15 ↗	10 15 ↗	10 15 ↗	9 13 ↗	9 13 ↗
Houston Pilots C - 25/26	8 14 ↗	8 13 ↗	8 13 ↗	8 12 ↗	7 10 ↗	6 9 ↗	6 8 →	6 7 ↘	5 7 ↘	5 7 ↘	5 6 ↘	5 7 ↘	6 8 ↗	6 10 ↗	6 12 ↗	7 13 ↗	7 13 ↗	8 14 ↗	8 14 ↗	9 15 ↗	10 15 ↗	10 15 ↗	9 13 ↗	8 13 ↗
Houston Pilots B - 11/12	8 13 ↗	8 13 ↗	8 13 ↗	7 12 ↗	6 10 ↗	6 9 ↗	5 8 →	5 7 ↘	3 7 ↘	3 7 ↘	3 6 ↘	5 7 ↘	6 8 ↗	6 10 ↗	6 10 ↗	7 12 ↗	7 12 ↗	8 12 ↗	8 13 ↗	8 14 ↗	9 14 ↗	9 13 ↗	8 13 ↗	8 13 ↗
Houston Pilots A - 1 & 2 Bravo	10 15 ↗	9 14 ↗	9 14 ↗	8 13 ↗	8 12 ↗	8 10 ↗	6 9 ↗	6 8 →	6 8 ↘	5 7 ↘	5 7 ↘	5 7 ↘	5 7 ↘	5 9 ↗	6 10 ↗	6 10 ↗	7 10 ↗	7 12 ↗	8 13 ↗	8 14 ↗	9 14 ↗	9 14 ↗	9 13 ↗	9 13 ↗

NOTE: This is automated data that may/may not agree with the official BAM thinking that's found on the daily slides.
This data should be used as a guide only.

Houston Pilots: TUE. 7/1/2025

Forecast Discussion

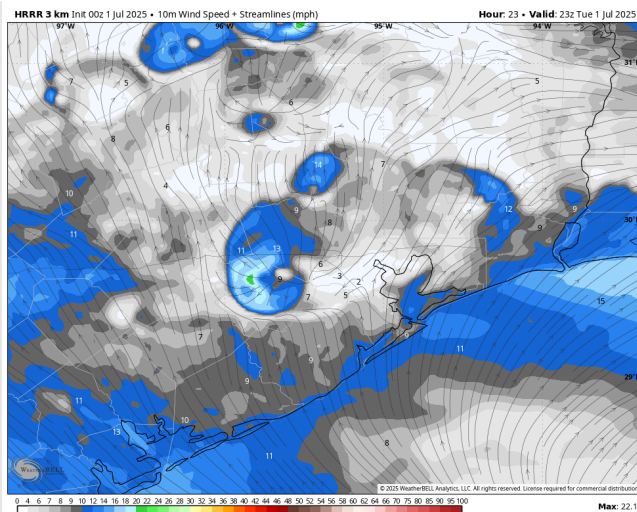
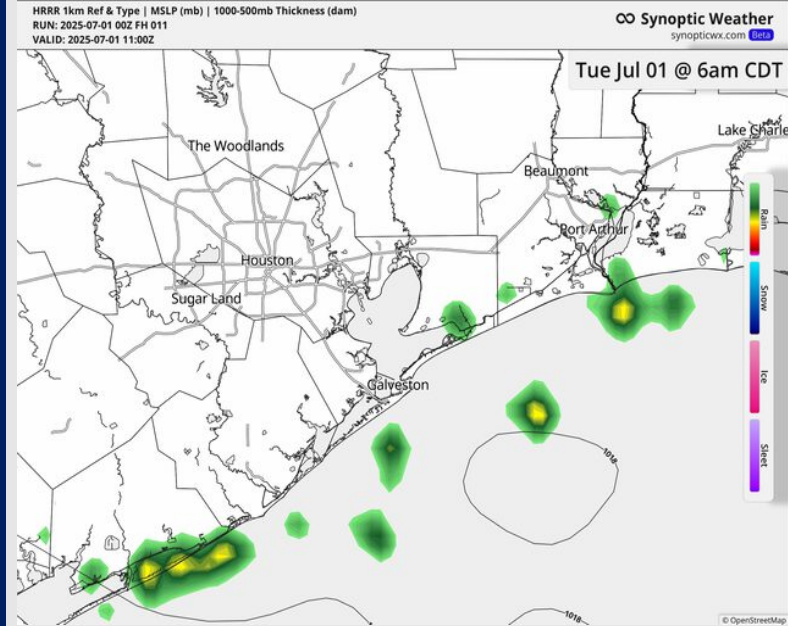
Precip: Scattered showers from 5 AM to 11 AM are possible S of Morgan's Point. There will be a dry gap until 4 - 7 PM when hit/miss showers pop up N of Morgan's Point.

Wind: Winds will variable from 4 AM to 2 PM but will otherwise be out of the SW. **N of Morgan's Point:** Winds will be at 2 - 9 kts. **S of Morgan's Point:** Winds will be 4 - 12 kts.


High Temps: **N of Morgan's Point:** Low 90s F. **S of Morgan's Point:** High 80s F/near 90 F.

Visibility: No fog concerns, however, visibility may be reduced under a few downpours

Precip Image: 6 AM CT



Wind Speed:
6 PM CT



High Temps
Today

Forecast Discussion

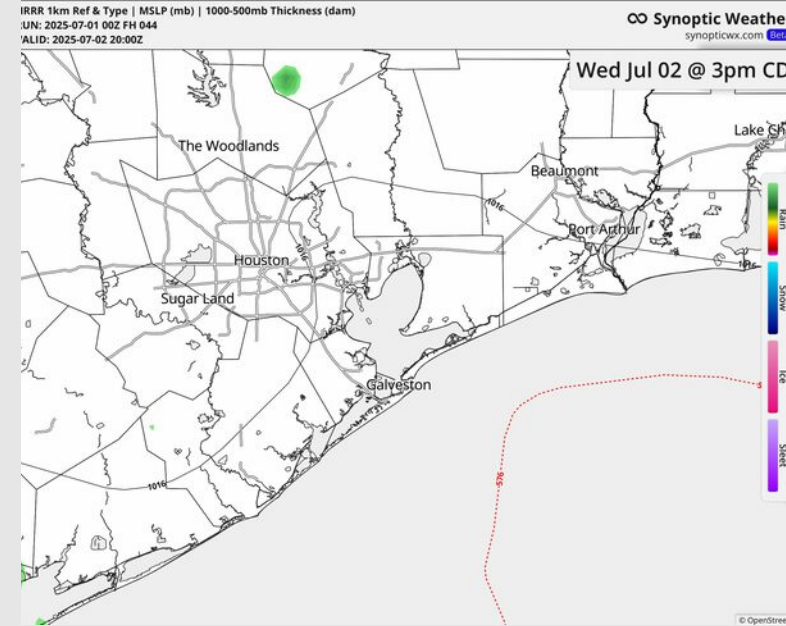
Precip: Dry conditions favored for all Stations throughout Wednesday.

Wind: Winds will be out of the SW until around 7 AM where the wind direction becomes variable. **N of Morgan's Point:** Winds will be at 3 – 7 kts. **S of Morgan's Point:** Winds will be at 6 – 11 kts.

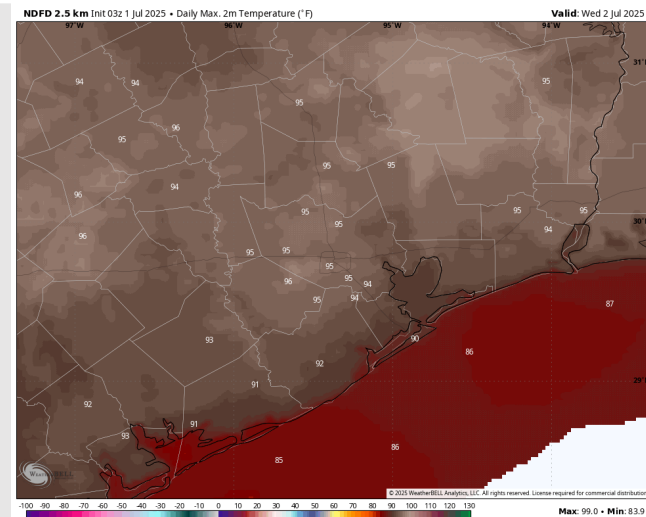
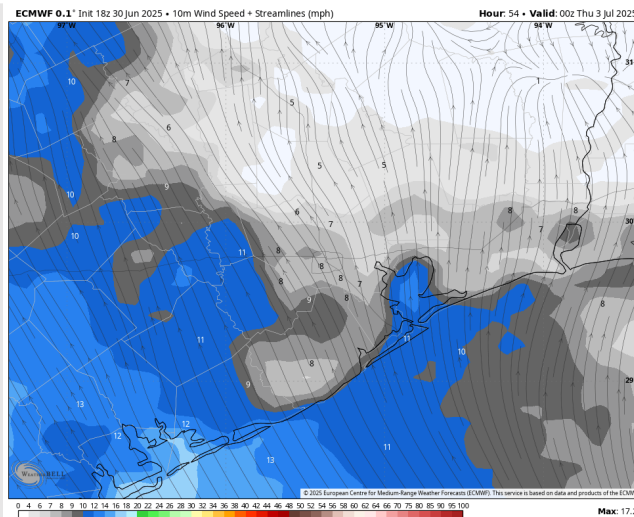
High Temps: **N of Morgan's Point:** Mid 90s F. **S of Morgan's Point:** High 80s F.

Visibility: No visibility concerns for Wednesday.

Precip Image: 3 PM CT



Wind Speed:
7 PM CT



High Temps
Wednesday

Houston Pilots: THU. 7/3/2025

Forecast Discussion

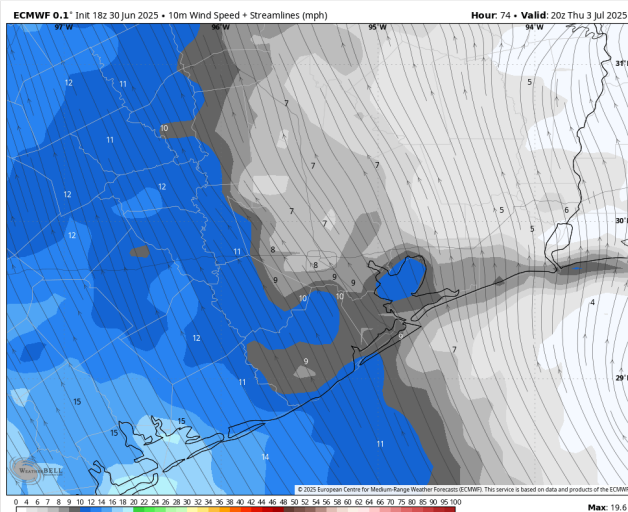
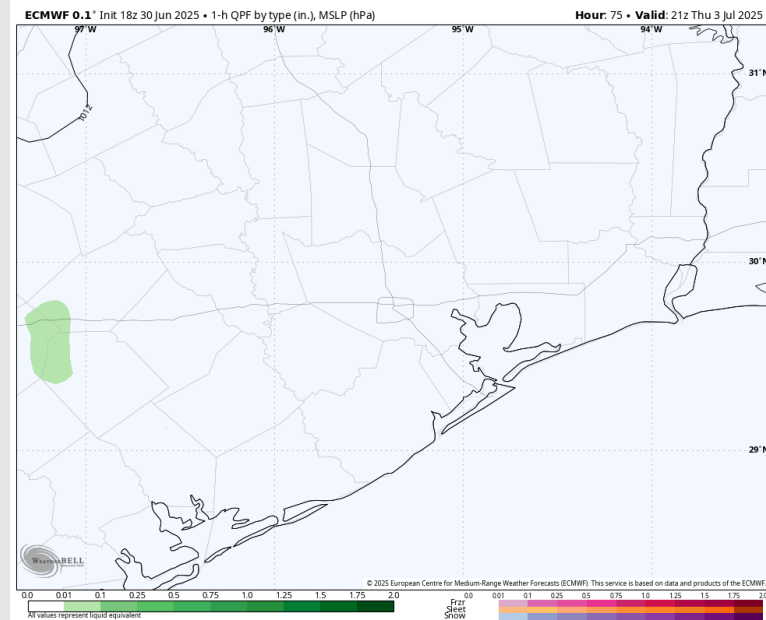
Precip: Favoring dry conditions for Thursday.

Wind: Winds will be out of the S/SW. **N of Morgan's Point:** Winds will be at 3 – 8 kts. **S of Morgan's Point:** Winds will be at 4 – 9 kts. **Wind gusts can briefly reach 20 kts for Stations N of Morgan's Point between 3 – 8 PM.**

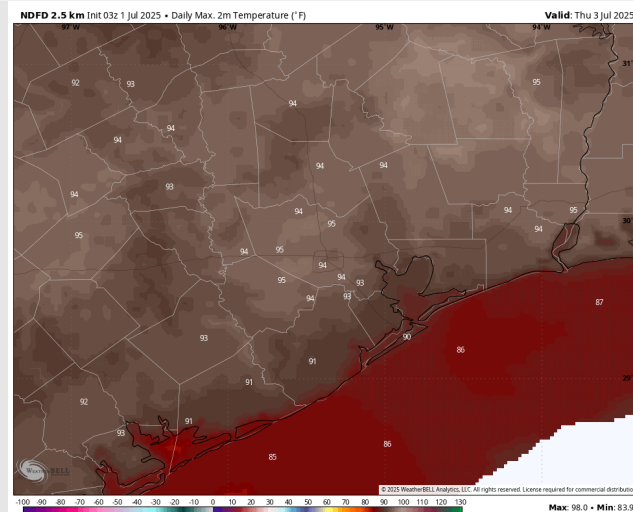
High Temps: **N of Morgan's Point:** Mid 90s F. **S of Morgan's Point:** High 80s F.

Visibility: No visibility concerns Thursday.

Precip Image: 4 PM CT



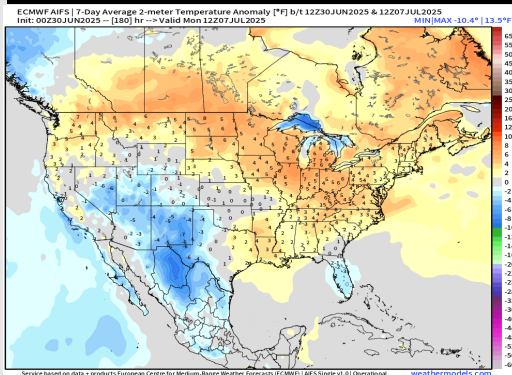
Wind Speed:
3 PM CT



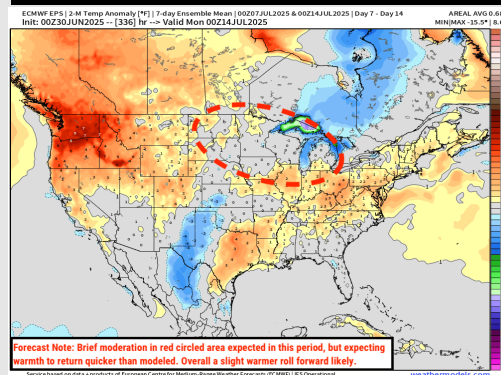
High Temps
Thursday

Houston Pilots: 7/1/25

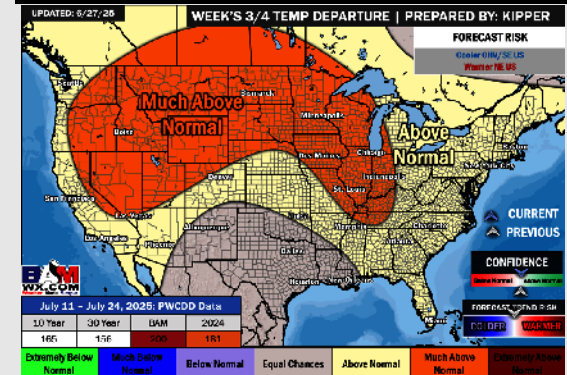
Next 7 Day Temperature Departure



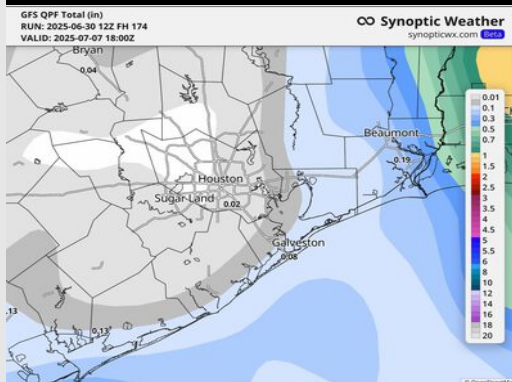
8-14 Day Temperature Departure



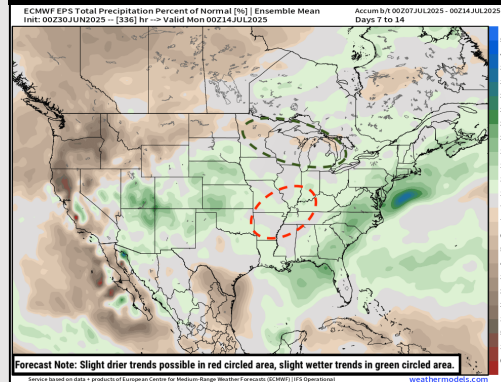
15-30 Day Temperature Departure



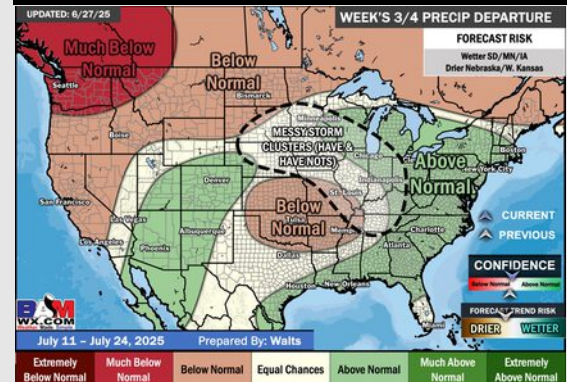
Next 7 Day Total Precipitation



8-14 Day % of Average Precip.



15-30 Day % of Average Precip.



- Temps are expected to be slightly above normal the next 7 days. Scattered rain chances expected to start the week, with dry conditions following.
- Above normal temps and near normal conditions are favored for days 8 – 14.
- Near normal temperatures are favored into early July along with above normal rainfall chances.