

Houston Pilots Forecast Package

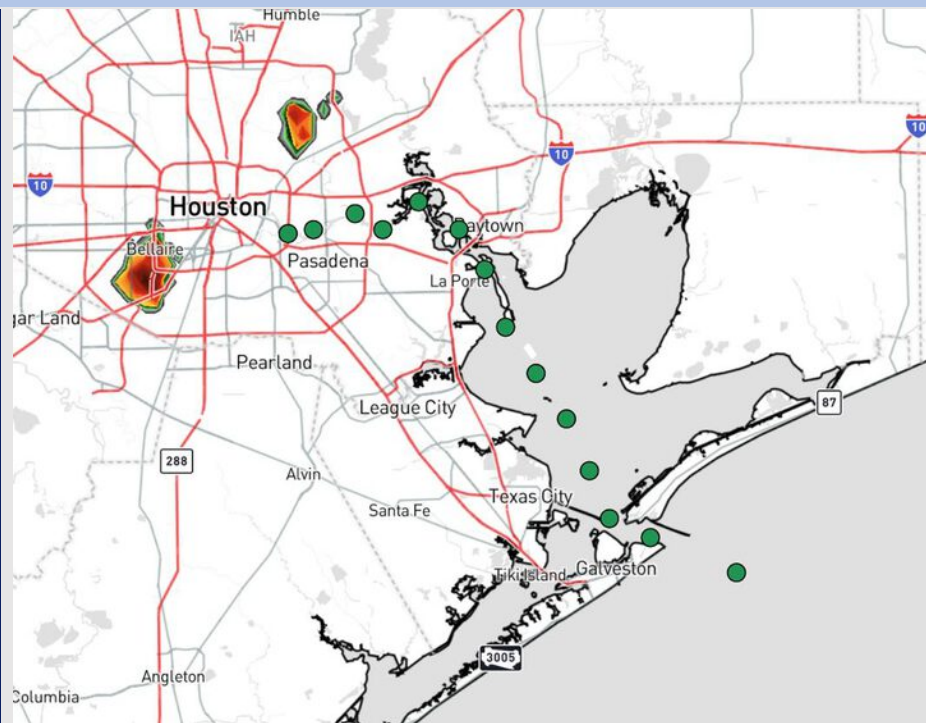


Updated: 12:50 PM CT
Monday, June 30, 2025

Forecaster: Lydia Purlee

Weather Headlines

- A few storms with lightning potential will be in play from now until 8 PM today, however strong to severe risks are not favored.
- Dry conditions expected to return Wednesday.
- Choppy waters of 3 – 3.5' will be possible at the Boarding Station through TUE AM.



Current Radar: 12:50 PM CT

As always, please do not hesitate to reach out to us with any forecast questions at (317)-560-8122. Press 1 for forecast questions.

You can also access real-time forecast updates and 24/7 meteorological chat assistance on your [Clarity](#) app. Click [here](#) for login assistance.

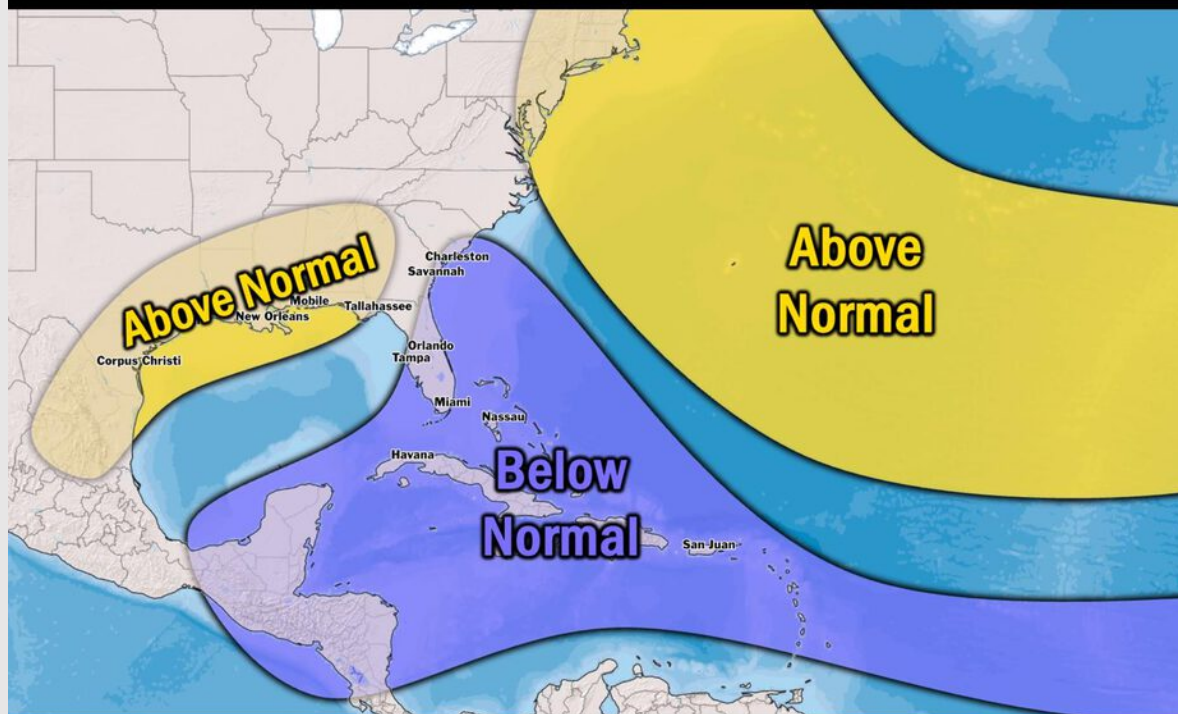


Houston Pilots Tropical Update

Seasonal Hurricane Outlook

2025 HURRICANE SEASON

Updated Issued: Wednesday, June 25, 2025



KEY SEASON NOTES

15 - 19

Named Storms
10 Year Avg: 17.8

6 - 9

Hurricanes
10 Year Avg: 8.2

2 - 4

Major Hurricanes
10 Year Avg: 3.8

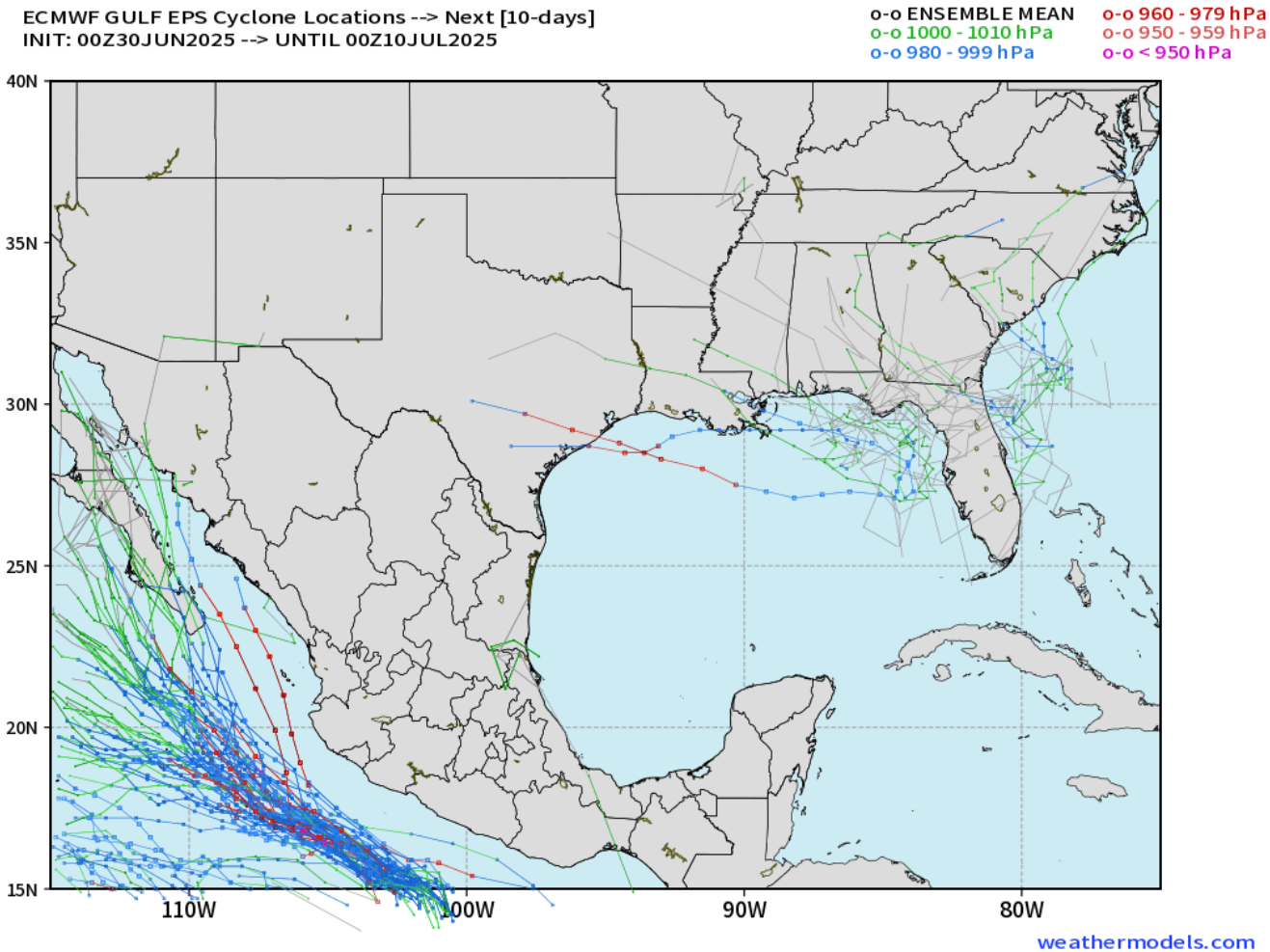
Graphic to the left represents our favored seasonal outlook for the 2025 Hurricane Season. Conditions expected to be more favorable for tropical development within the Gulf this season.

No notable tropical development is expected over the next 7 days.

[Click here for the video!](#)

Houston Pilots Tropical Update

10 Day Tropical Outlook



Tropical Storm development is possible in the eastern part of the Gulf but is not favored to make any large impacts on the Houston area.

At this time, we are not favoring any impacts for Houston.

Houston Pilots Visibility Chart (miles)



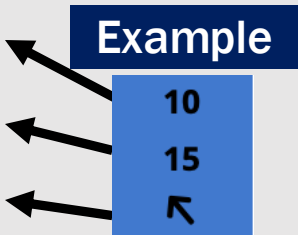
Visibility	Mon 2 pm	Mon 3 pm	Mon 4 pm	Mon 5 pm	Mon 6 pm	Mon 7 pm	Mon 8 pm	Mon 9 pm	Mon 10 pm	Mon 11 pm	Tue 12 am	Tue 1 am	Tue 2 am	Tue 3 am	Tue 4 am	Tue 5 am	Tue 6 am	Tue 7 am	Tue 8 am	Tue 9 am	Tue 10 am	Tue 11 am	Tue 12 pm	Tue 1 pm
Houston Pilots N - 610 Bridge	10	10	10	10	10	10	10	10	10	10	10	10	10	10	10	10	10	10	10	10	10	10	10	10
Houston Pilots M - Kinder 1	10	10	10	10	10	10	10	10	10	10	10	10	10	10	10	10	10	10	10	10	10	10	10	10
Houston Pilots L - Greens Bayou	10	10	10	10	10	10	10	10	10	10	10	10	10	10	10	10	10	10	10	10	10	10	10	10
Houston Pilots K - Shell Crude	10	10	10	10	10	10	10	10	10	10	10	10	10	10	10	10	10	10	10	10	10	10	10	10
Houston Pilots J - Lynchburg Ferries	10	10	10	10	10	10	10	10	10	10	10	10	10	10	10	10	10	10	10	10	10	10	10	10
Houston Pilots I - Exxon 3	10	10	10	10	10	10	10	10	10	10	10	10	10	10	10	10	10	10	10	10	10	10	10	10
Houston Pilots H - Morgans Point	10	10	10	10	10	10	10	10	10	10	10	10	10	10	10	10	10	10	10	10	10	10	10	10
Houston Pilots G - 75/76	10	10	10	10	10	10	10	10	10	10	10	10	10	10	10	10	10	10	9	10	10	10	10	10
Houston Pilots F - 63/64	10	10	10	10	10	10	10	10	10	10	10	10	10	10	10	10	10	10	9	10	10	10	10	10
Houston Pilots E - 51/52	10	10	10	10	10	10	10	10	10	10	10	10	10	10	10	10	10	10	10	10	10	10	10	10
Houston Pilots D - 37/38	10	10	10	10	10	10	10	10	10	10	10	10	10	10	10	10	10	10	10	10	10	10	10	10
Houston Pilots C - 25/26	10	10	10	10	10	10	10	10	10	10	10	10	10	10	10	10	10	10	10	10	10	10	10	10
Houston Pilots B - 11/12	10	10	10	10	10	10	10	10	10	10	10	10	10	10	10	10	10	10	10	10	10	10	10	10
Houston Pilots A - 1 & 2 Bravo	10	10	10	10	10	10	10	10	10	10	10	10	10	10	10	10	10	10	9	10	10	10	10	10

NOTE: This is automated data that may/may not agree with the official BAM thinking that's found on the daily slides or special visibility report slides. This data should be used as a guide only

Houston Pilots Wind Chart



Sustained Wind 10 Knots
Gusts 15 Knots
Wind from the SE



Wind	Mon 2 pm	Mon 3 pm	Mon 4 pm	Mon 5 pm	Mon 6 pm	Mon 7 pm	Mon 8 pm	Mon 9 pm	Mon 10 pm	Mon 11 pm	Tue 12 am	Tue 1 am	Tue 2 am	Tue 3 am	Tue 4 am	Tue 5 am	Tue 6 am	Tue 7 am	Tue 8 am	Tue 9 am	Tue 10 am	Tue 11 am	Tue 12 pm	Tue 1 pm
Houston Pilots N - 610 Bridge	6 13 ↑	7 14 ↑	7 15 ↑	8 15 ↑	8 15 ↑	8 15 ↑	8 14 ↑	6 13 ↑	6 10 ↑	5 9 ↑	3 8 ↑	3 7 ↑	3 6 ↗	2 5 ↗	2 5 →	2 5 →	1 5 ↘	1 5 ↘	2 5 ↘	1 5 ↘	2 5 ↘	2 5 →	3 7 ↗	3 8 ↑
Houston Pilots M - Kinder 1	6 13 ↑	7 14 ↑	7 15 ↑	8 15 ↑	8 15 ↑	8 15 ↑	8 14 ↑	6 13 ↑	6 10 ↑	5 9 ↑	3 8 ↑	3 7 ↑	3 6 ↗	2 5 ↗	2 5 →	2 5 →	1 5 ↘	1 5 ↘	2 5 ↘	1 5 ↘	2 5 ↘	2 5 →	3 7 ↗	3 8 ↑
Houston Pilots L - Greens Bayou	7 14 ↑	7 14 ↑	8 15 ↑	8 15 ↑	8 15 ↑	8 14 ↑	7 13 ↑	6 13 ↑	6 10 ↑	5 9 ↑	3 7 ↑	3 6 ↑	3 6 ↗	2 5 ↗	2 5 →	2 5 →	1 5 ↘	1 5 ↘	1 5 ↘	1 5 ↘	1 5 ↘	2 5 →	3 7 ↗	3 8 ↑
Houston Pilots K - Shell Crude	7 14 ↑	8 14 ↑	8 15 ↑	8 15 ↑	8 15 ↑	8 14 ↑	7 13 ↑	6 13 ↑	6 10 ↑	5 9 ↑	3 7 ↑	3 6 ↑	3 6 ↗	2 5 ↗	2 5 →	2 5 →	1 5 ↘	1 5 ↘	1 5 ↘	1 5 ↘	1 5 ↘	2 5 →	3 7 ↗	3 8 ↑
Houston Pilots J - Lynchburg Ferries	7 14 ↑	8 14 ↑	8 15 ↑	8 16 ↑	8 15 ↑	8 15 ↑	7 14 ↑	6 13 ↑	5 10 ↑	3 8 ↑	3 7 ↑	3 6 ↑	2 6 ↗	2 5 ↗	1 5 →	1 5 →	1 5 ↘	1 3 ↘	1 3 ↘	1 3 ↘	1 5 ↘	2 5 →	3 7 ↗	3 8 ↑
Houston Pilots I - Exxon 3	8 15 ↑	9 16 ↑	10 16 ↑	10 17 ↑	10 17 ↑	10 16 ↑	10 16 ↑	10 15 ↑	9 13 ↑	8 12 ↑	7 10 ↑	6 9 ↑	6 9 ↑	6 8 ↑	5 7 ↑	5 7 ↑	3 6 ↑	3 6 ↑	3 6 ↑	3 5 ↑	3 6 ↑	3 6 ↑	5 7 ↑	5 9 ↑
Houston Pilots H - Morgans Point	8 15 ↑	9 16 ↑	10 16 ↑	10 17 ↑	10 17 ↑	10 16 ↑	10 16 ↑	10 15 ↑	9 13 ↑	8 12 ↑	7 10 ↑	6 9 ↑	6 9 ↑	6 8 ↑	5 7 ↑	5 7 ↑	3 6 ↑	3 6 ↑	3 6 ↑	3 5 ↑	3 6 ↑	3 6 ↑	5 7 ↑	5 9 ↑
Houston Pilots G - 75/76	9 16 ↑	9 16 ↑	10 17 ↑	10 18 ↑	10 17 ↑	10 17 ↑	12 16 ↑	10 15 ↑	10 14 ↑	9 13 ↑	8 12 ↑	8 12 ↑	7 10 ↑	6 9 ↑	6 8 ↑	6 8 ↑	5 7 ↑	5 7 ↑	5 7 ↑	5 6 ↑	5 7 ↑	5 7 ↑	5 8 ↑	6 9 ↑
Houston Pilots F - 63/64	8 16 ↑	9 16 ↑	10 16 ↑	10 17 ↑	10 17 ↑	10 16 ↑	10 16 ↑	10 15 ↑	10 14 ↑	9 13 ↑	8 12 ↑	8 12 ↑	8 10 ↑	7 9 ↑	6 8 ↑	6 8 ↑	6 8 ↑	5 7 ↑	5 7 ↑	5 7 ↑	5 7 ↑	5 7 ↑	5 8 ↑	6 10 ↑
Houston Pilots E - 51/52	9 16 ↑	9 16 ↑	10 16 ↑	10 16 ↑	10 16 ↑	10 16 ↑	10 15 ↑	10 15 ↑	9 13 ↑	9 12 ↑	8 12 ↑	8 12 ↑	8 12 ↑	7 10 ↑	6 9 ↑	6 9 ↑	6 8 ↑	6 7 ↑	6 7 ↑	5 7 ↑	5 7 ↑	5 7 ↑	6 8 ↑	6 10 ↑
Houston Pilots D - 37/38	9 16 ↑	9 16 ↑	10 16 ↑	10 16 ↑	10 16 ↑	10 16 ↑	10 15 ↑	10 15 ↑	9 13 ↑	9 13 ↑	8 12 ↑	8 12 ↑	8 12 ↑	7 10 ↑	6 9 ↑	6 9 ↑	6 8 ↑	6 7 ↑	5 7 ↑	5 7 ↑	5 7 ↑	5 7 ↑	6 8 ↑	6 10 ↑
Houston Pilots C - 25/26	9 15 ↑	9 15 ↑	9 15 ↑	9 16 ↑	9 15 ↑	10 15 ↑	10 14 ↑	9 14 ↑	9 13 ↑	8 12 ↑	8 12 ↑	8 12 ↑	8 12 ↑	7 10 ↑	6 9 ↑	6 9 ↑	6 8 ↑	6 7 ↑	5 7 ↑	5 7 ↑	5 7 ↑	6 8 ↑	6 9 ↑	6 9 ↑
Houston Pilots B - 11/12	8 14 ↑	8 14 ↑	8 15 ↑	9 14 ↑	9 14 ↑	9 14 ↑	8 13 ↑	8 14 ↑	8 13 ↑	8 13 ↑	7 12 ↑	7 12 ↑	7 12 ↑	6 10 ↑	6 9 ↑	6 9 ↑	5 8 ↑	5 7 ↑	3 7 ↑	3 7 ↑	3 7 ↑	5 8 ↑	6 9 ↑	6 9 ↑
Houston Pilots A - 1 & 2 Bravo	8 14 ↑	8 13 ↑	8 14 ↑	8 14 ↑	9 14 ↑	9 14 ↑	9 14 ↑	9 14 ↑	9 14 ↑	9 14 ↑	8 13 ↑	8 13 ↑	8 13 ↑	8 12 ↑	8 10 ↑	7 10 ↑	7 9 ↑	6 8 ↑	6 8 ↑	5 7 ↑	5 7 ↑	5 7 ↑	6 8 ↑	6 9 ↑

NOTE: This is automated data that may/may not agree with the official BAM thinking that's found on the daily slides.
This data should be used as a guide only.

Houston Pilots: MON. 6/30/2025

Forecast Discussion

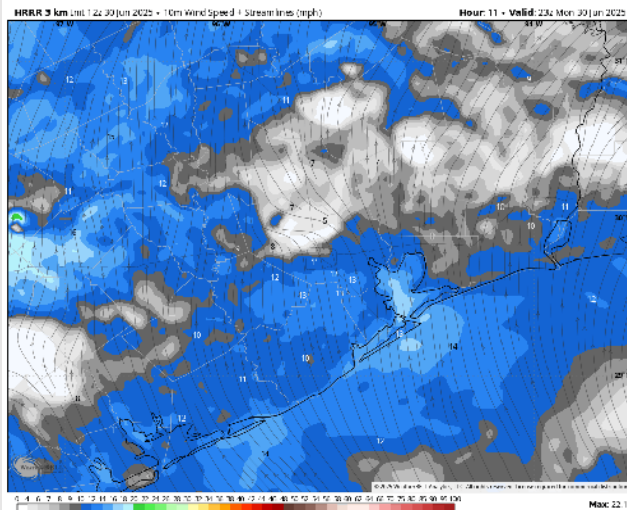
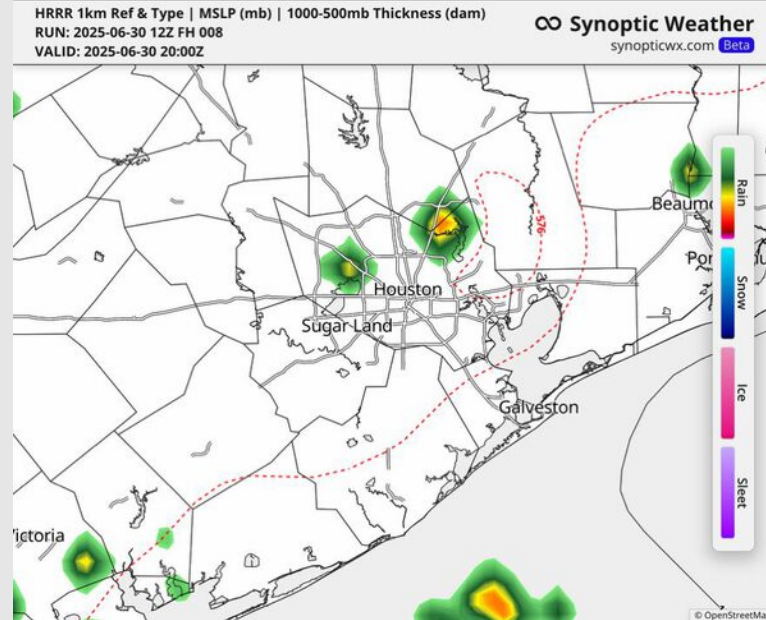
Precip: Hit/miss (30-40%) showers/storms in play for all Stations from now to 8PM. **Lightning and wind gusts of up to 30 kts will be a risk within storms from now to 8PM.**

Wind: Winds will be out of the SE until 7PM when the winds shift to blow from the S. **N of Morgan's Point:** Winds will be at 4 - 11 kts. **S of Morgan's Point:** Winds will be at 9 - 14 kts for the rest of the day.

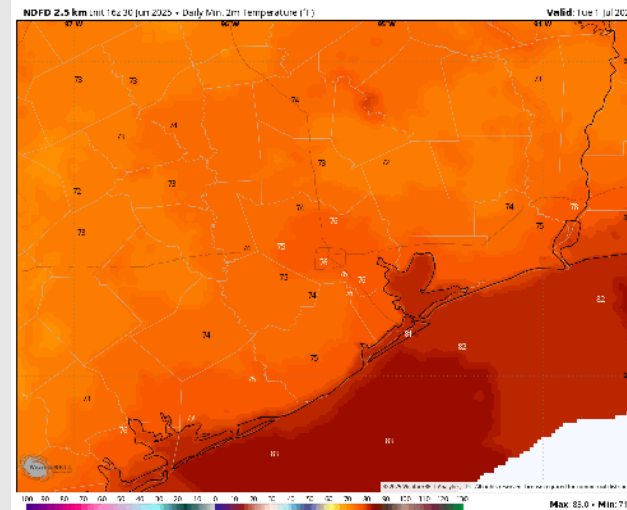
Low Temps: **N of Morgan's Point:** Mid 70s F. **S of Morgan's Point:** Low 80s F.

Visibility: No fog concerns today, however, visibility may be reduced under a few downpours.

Precip Image: 3 PM CT



Wind Speed:
6 PM CT



Low Temps
TUE AM

Houston Pilots: TUE. 7/1/2025

Forecast Discussion

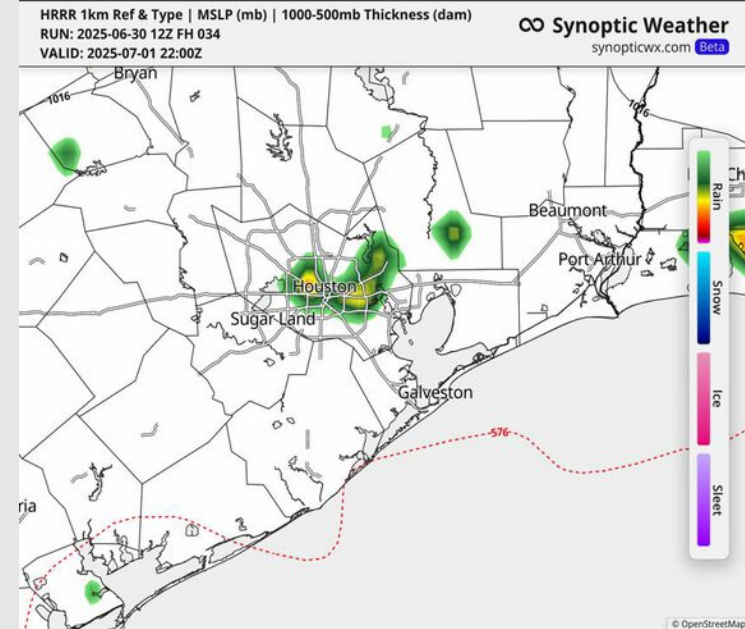
Precip: Scattered showers from 5 AM to 11 AM are possible S of Morgan's Point. There will be a dry gap until 4 - 7 PM when hit/miss showers pop up N of Morgan's Point.

Wind: Winds will variable from 4 AM to 2 PM but will otherwise be out of the SW. **N of Morgan's Point:** Winds will be at 2 – 9 kts. **S of Morgan's Point:** Winds will be 4 – 12 kts.

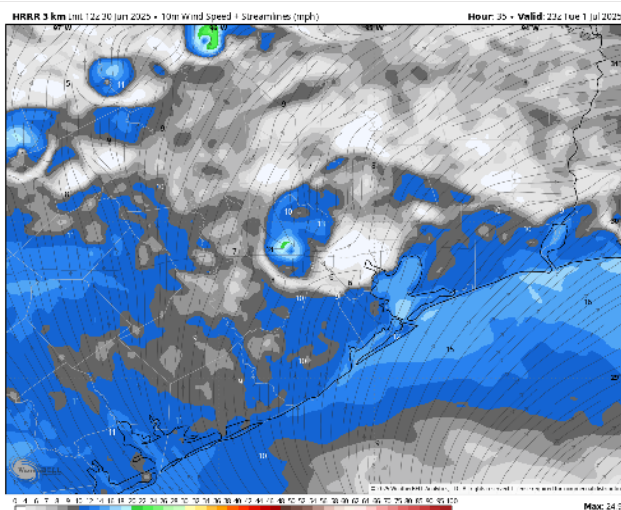
High Temps: **N of Morgan's Point:** Low 90s F. **S of Morgan's Point:** High 80s F/near 90 F.

Visibility: No fog concerns, however, visibility may be reduced under a few downpours

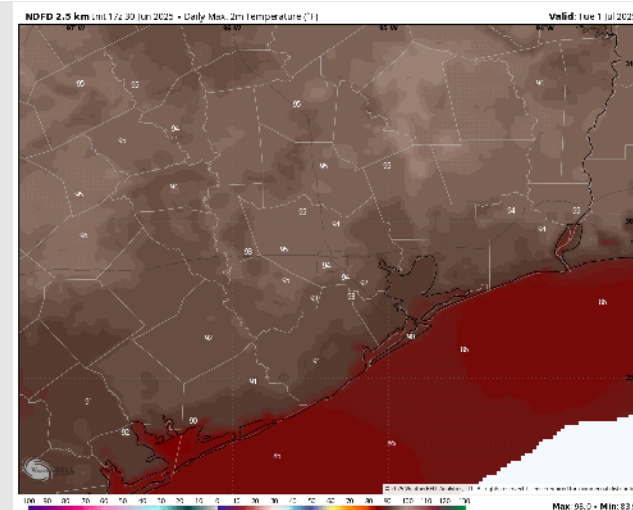
Precip Image: 5 PM CT



Wind Speed:
6 PM CT



High Temps
Tuesday



Precip Image: 4 PM CT

Valid: Wed 2 Jul 2020

2020 - Daily Max, 2m Temperature (°F)

High Temps Wednesday

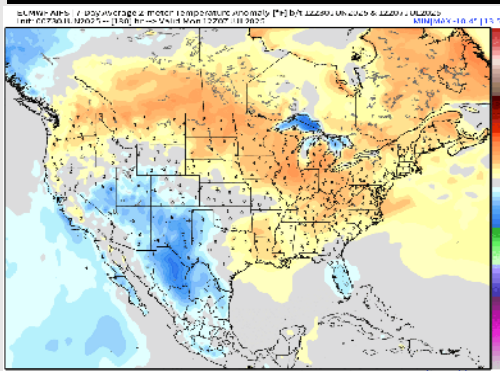
59 62 65 68 71 74 77 80 83 86 89 92 95 98 101 104 107 110 113 116 119 122 125 128 131 134

Max: 99 - Min: 83.9

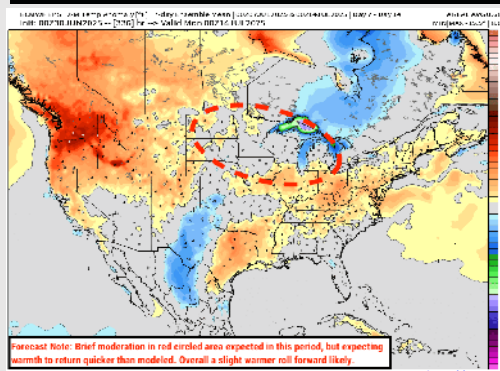
High Temps Wednesday

Houston Pilots: 6/30/25

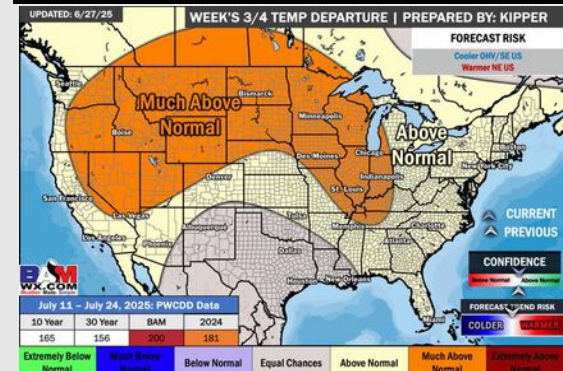
Next 7 Day Temperature Departure



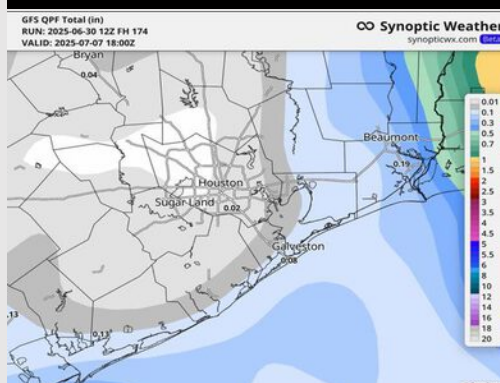
8-14 Day Temperature Departure



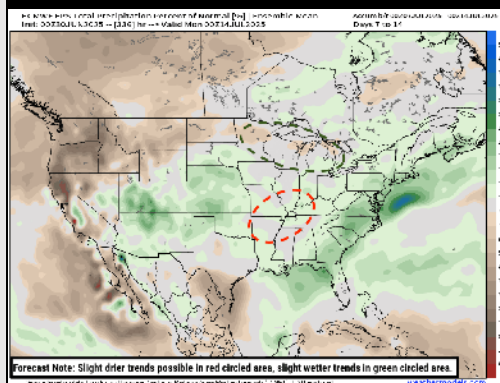
15-30 Day Temperature Departure



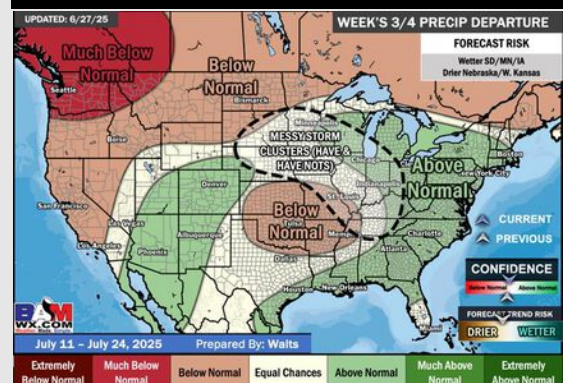
Next 7 Day Total Precipitation



8-14 Day % of Average Precip.



15-30 Day % of Average Precip.



- Temps are expected to be slightly above normal the next 7 days. Scattered rain chances expected to start the week, with dry conditions following.
- Above normal temps and near normal conditions are favored for days 8 – 14.
- Near normal temperatures are favored into early July along with above normal rainfall chances.