

Houston Pilots Forecast Package



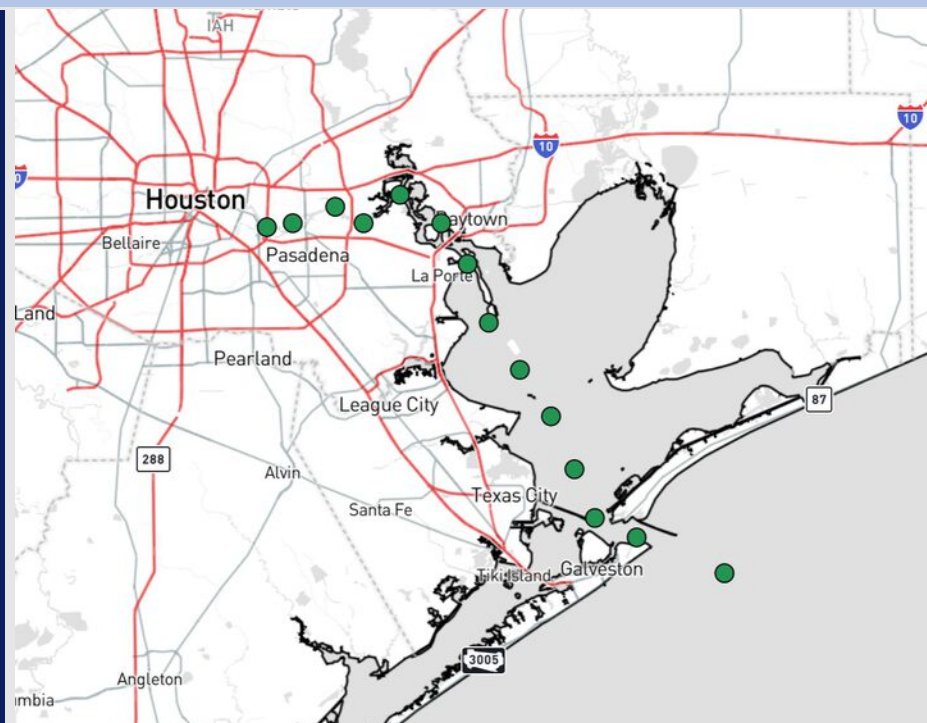
Updated: 11:00 PM CT

Saturday, June 28, 2025

Forecaster: Tyler Riggles

Weather Headlines

- **Multiple rounds of scattered showers/storms expected today. Storms may contain gusty winds of 30 – 40 kts, small hail, and frequent lightning.**
- **Dry conditions expected to return Tuesday.**
- **See favored 2025 Hurricane Season Outlook below! [Click here to view the video!](#)**



Current Radar: 10:50 PM CT

As always, please do not hesitate to reach out to us with any forecast questions at **(317)-560-8122**. **Press 1 for forecast questions.**

You can also access real-time forecast updates and 24/7 meteorological chat assistance on your [Clarity](#) app. Click [here](#) for login assistance.

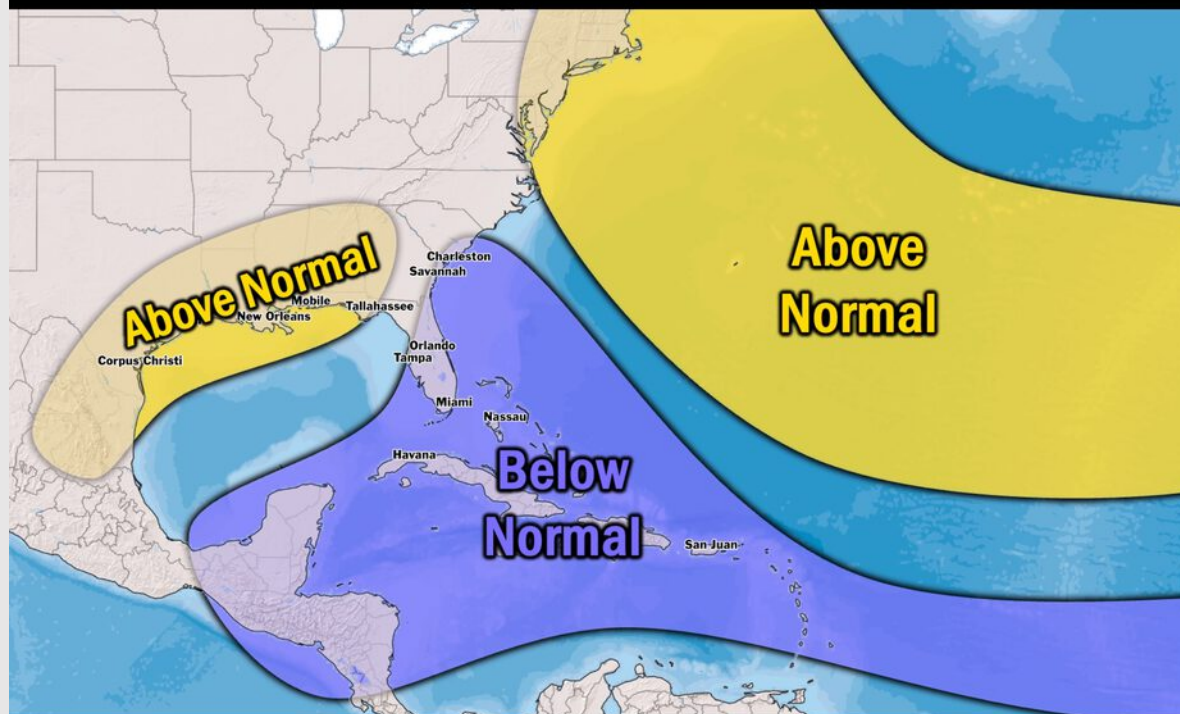


Houston Pilots Tropical Update

Seasonal Hurricane Outlook

2025 HURRICANE SEASON

Updated Issued: Wednesday, June 25, 2025



KEY SEASON NOTES

15 - 19

Named Storms
10 Year Avg: 17.8

6 - 9

Hurricanes
10 Year Avg: 8.2

2 - 4

Major Hurricanes
10 Year Avg: 3.8

Graphic to the left represents our favored seasonal outlook for the 2025 Hurricane Season. Conditions expected to be more favorable for tropical development within the Gulf this season.

No notable tropical development is expected over the next 7 days.

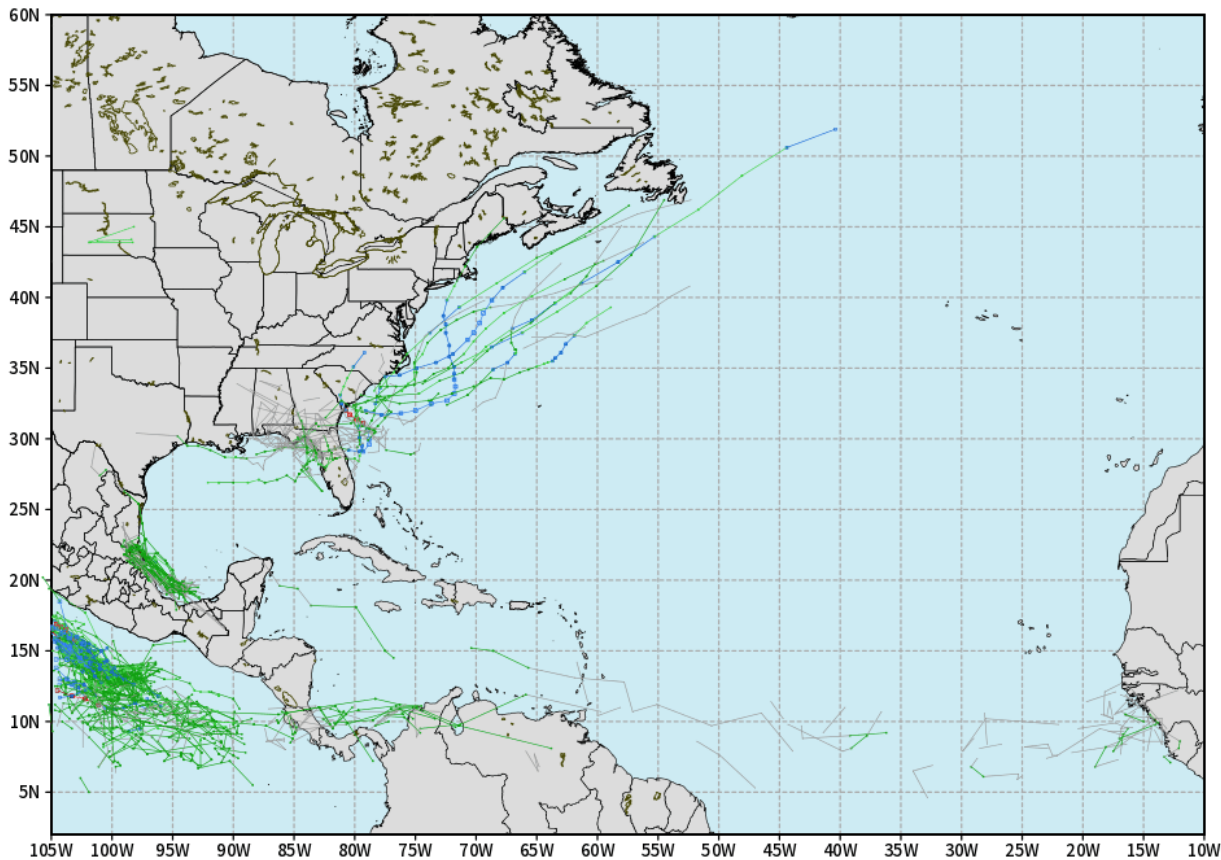
[Click here for the video!](#)

Houston Pilots Tropical Update

10 Day Tropical Outlook

ECMWF ATLANTIC EPS Cyclone Locations --> Next [10-days]
INIT: 12Z28JUN2025 --> UNTIL 12Z08JUL2025

o-o ENSEMBLE MEAN
o-o 1000 - 1010 hPa
o-o 980 - 999 hPa
o-o 960 - 979 hPa
o-o 950 - 959 hPa
o-o < 950 hPa



weathermodels.com

Watching the potential for a tropical depression to develop at the end of the first week of July in the Gulf W of Yucatan Peninsula.

At this time we are not favoring any impacts for Houston.

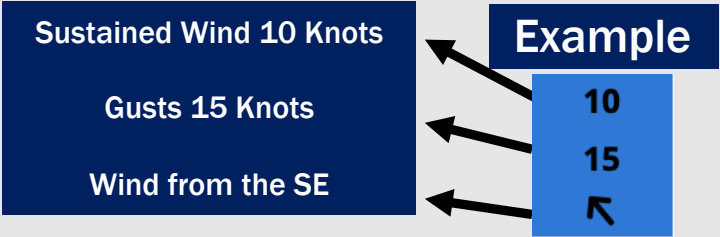
Houston Pilots Visibility Chart (miles)



Visibility	Sun 12 am	Sun 1 am	Sun 2 am	Sun 3 am	Sun 4 am	Sun 5 am	Sun 6 am	Sun 7 am	Sun 8 am	Sun 9 am	Sun 10 am	Sun 11 am	Sun 12 pm	Sun 1 pm	Sun 2 pm	Sun 3 pm	Sun 4 pm	Sun 5 pm	Sun 6 pm	Sun 7 pm	Sun 8 pm	Sun 9 pm	Sun 10 pm	Sun 11 pm
Houston Pilots N - 610 Bridge	10	10	10	10	10	10	10	10	10	10	10	10	10	10	10	10	10	10	10	10	10	10	10	10
Houston Pilots M - Kinder 1	10	10	10	10	10	10	10	10	10	10	10	10	10	10	10	10	10	10	10	10	10	10	10	10
Houston Pilots L - Greens Bayou	10	10	10	10	10	10	10	10	10	10	10	10	10	10	10	10	10	10	10	10	10	10	10	10
Houston Pilots K - Shell Crude	10	10	10	10	10	10	10	10	10	10	10	10	10	10	10	10	10	10	10	10	10	10	10	10
Houston Pilots J - Lynchburg Ferries	10	10	10	10	10	10	10	10	10	10	10	10	10	10	10	10	10	10	10	10	10	10	10	10
Houston Pilots I - Exxon 3	10	10	10	10	10	10	10	10	10	10	10	10	10	10	10	10	10	10	10	10	10	10	10	10
Houston Pilots H - Morgans Point	10	10	10	10	10	10	10	10	10	10	10	10	10	10	10	10	10	10	10	10	10	10	10	10
Houston Pilots G - 75/76	10	10	10	10	10	10	10	10	10	10	10	10	10	10	10	10	10	10	10	10	10	10	10	9
Houston Pilots F - 63/64	10	10	10	10	10	10	10	10	10	10	10	10	10	10	10	10	10	10	10	10	10	10	10	9
Houston Pilots E - 51/52	10	10	10	10	10	10	10	10	10	10	10	10	10	10	10	10	10	10	10	10	10	10	10	10
Houston Pilots D - 37/38	10	10	10	10	10	10	10	10	10	10	10	10	10	10	10	10	10	10	10	10	10	10	10	10
Houston Pilots C - 25/26	10	10	10	10	10	10	10	10	10	10	10	10	10	10	10	10	10	10	10	10	10	10	10	10
Houston Pilots B - 11/12	10	10	10	10	10	10	10	10	10	10	10	10	10	10	10	10	10	10	10	10	10	10	10	10
Houston Pilots A - 1 & 2 Bravo	10	10	10	10	10	10	10	10	10	10	10	10	10	10	10	10	10	10	10	10	10	10	10	10

NOTE: This is automated data that may/may not agree with the official BAM thinking that’s found on the daily slides or special visibility report slides. This data should be used as a guide only

Houston Pilots Wind Chart



Wind	Sun 12 am	Sun 1 am	Sun 2 am	Sun 3 am	Sun 4 am	Sun 5 am	Sun 6 am	Sun 7 am	Sun 8 am	Sun 9 am	Sun 10 am	Sun 11 am	Sun 12 pm	Sun 1 pm	Sun 2 pm	Sun 3 pm	Sun 4 pm	Sun 5 pm	Sun 6 pm	Sun 7 pm	Sun 8 pm	Sun 9 pm	Sun 10 pm	Sun 11 pm
Houston Pilots N - 610 Bridge	6 10 ↕	5 9 ↕	3 8 ↕	3 8 ↕	3 8 ↕	3 8 ↕	3 7 ↕	3 7 ↕	3 7 ↕	3 7 ↕	3 8 ↕	6 9 ↕	6 12 ↕	7 14 ↕	8 16 ↕	8 16 ↕	8 17 ↕	8 17 ↕	8 17 ↕	8 17 ↕	8 16 ↕	8 15 ↕	7 15 ↕	6 14 ↕
Houston Pilots M - Kinder 1	6 10 ↕	5 9 ↕	3 8 ↕	3 8 ↕	3 8 ↕	3 8 ↕	3 7 ↕	3 7 ↕	3 7 ↕	3 7 ↕	3 8 ↕	6 9 ↕	6 12 ↕	7 14 ↕	8 16 ↕	8 16 ↕	8 17 ↕	8 17 ↕	8 18 ↕	9 17 ↕	8 16 ↕	8 15 ↕	7 15 ↕	6 14 ↕
Houston Pilots L - Greens Bayou	5 10 ↕	5 9 ↕	3 8 ↕	3 7 ↕	3 7 ↕	3 7 ↕	3 7 ↕	3 6 ↕	3 7 ↕	3 7 ↕	3 8 ↕	6 9 ↕	6 12 ↕	7 14 ↕	8 16 ↕	8 16 ↕	8 17 ↕	9 17 ↕	9 18 ↕	9 17 ↕	8 16 ↕	8 15 ↕	7 14 ↕	6 13 ↕
Houston Pilots K - Shell Crude	5 10 ↕	5 9 ↕	3 8 ↕	3 8 ↕	3 8 ↕	3 8 ↕	3 7 ↕	3 7 ↕	3 7 ↕	3 7 ↕	3 8 ↕	6 9 ↕	6 12 ↕	7 14 ↕	8 16 ↕	8 17 ↕	9 17 ↕	9 18 ↕	9 18 ↕	9 17 ↕	8 16 ↕	8 15 ↕	7 14 ↕	6 13 ↕
Houston Pilots J - Lynchburg Ferries	5 10 ↕	3 9 ↕	3 8 ↕	3 7 ↕	3 7 ↕	3 7 ↕	3 7 ↕	3 6 ↕	3 6 ↕	3 7 ↕	3 8 ↕	5 9 ↕	6 13 ↕	7 14 ↕	8 16 ↕	8 17 ↕	9 17 ↕	9 18 ↕	9 18 ↕	9 17 ↕	8 16 ↕	8 15 ↕	7 14 ↕	6 13 ↕
Houston Pilots I - Exxon 3	9 14 ↕	8 13 ↕	8 12 ↕	8 10 ↕	8 12 ↕	8 12 ↕	7 10 ↕	6 9 ↕	6 9 ↕	6 9 ↕	7 10 ↕	7 12 ↕	8 14 ↕	9 15 ↕	10 17 ↕	10 18 ↕	12 20 ↕	13 20 ↕	13 20 ↕	13 20 ↕	13 18 ↕	12 17 ↕	12 17 ↕	10 16 ↕
Houston Pilots H - Morgans Point	9 14 ↕	8 13 ↕	8 13 ↕	8 12 ↕	8 12 ↕	8 12 ↕	7 10 ↕	7 10 ↕	7 10 ↕	6 10 ↕	7 10 ↕	7 12 ↕	8 14 ↕	9 16 ↕	10 17 ↕	10 18 ↕	12 20 ↕	13 20 ↕	13 20 ↕	13 20 ↕	13 18 ↕	13 17 ↕	12 17 ↕	10 16 ↕
Houston Pilots G - 75/76	10 15 ↕	10 15 ↕	10 15 ↕	10 14 ↕	9 14 ↕	9 14 ↕	8 13 ↕	8 13 ↕	8 13 ↕	8 13 ↕	8 13 ↕	8 13 ↕	8 15 ↕	9 16 ↕	10 18 ↕	12 20 ↕	12 20 ↕	13 21 ↕	13 20 ↕	13 21 ↕	13 20 ↕	13 18 ↕	13 17 ↕	13 17 ↕
Houston Pilots F - 63/64	10 15 ↕	10 15 ↕	10 15 ↕	10 15 ↕	10 15 ↕	10 15 ↕	9 14 ↕	8 13 ↕	8 13 ↕	8 13 ↕	8 13 ↕	8 13 ↕	8 15 ↕	9 16 ↕	10 17 ↕	10 20 ↕	12 20 ↕	13 21 ↕	13 20 ↕	13 20 ↕	13 18 ↕	13 18 ↕	13 17 ↕	13 17 ↕
Houston Pilots E - 51/52	10 15 ↕	10 15 ↕	10 16 ↕	10 13 ↕	10 15 ↕	10 15 ↕	10 15 ↕	9 14 ↕	9 14 ↕	9 14 ↕	8 14 ↕	8 14 ↕	9 16 ↕	10 16 ↕	10 17 ↕	12 20 ↕	12 20 ↕	13 20 ↕	13 20 ↕	13 20 ↕	13 18 ↕	13 18 ↕	13 17 ↕	13 17 ↕
Houston Pilots D - 37/38	12 16 ↕	10 15 ↕	10 16 ↕	10 16 ↕	10 15 ↕	10 15 ↕	10 15 ↕	10 15 ↕	9 14 ↕	9 14 ↕	9 14 ↕	9 14 ↕	9 16 ↕	10 16 ↕	10 17 ↕	12 18 ↕	12 20 ↕	13 20 ↕	13 20 ↕	13 20 ↕	13 18 ↕	13 18 ↕	13 17 ↕	13 17 ↕
Houston Pilots C - 25/26	10 15 ↕	10 15 ↕	10 16 ↕	10 15 ↕	10 15 ↕	10 15 ↕	10 15 ↕	10 15 ↕	9 14 ↕	9 14 ↕	9 14 ↕	9 14 ↕	10 16 ↕	10 16 ↕	10 17 ↕	10 18 ↕	12 18 ↕	12 18 ↕	12 20 ↕	13 18 ↕	13 17 ↕	12 17 ↕	12 17 ↕	12 17 ↕
Houston Pilots B - 11/12	10 15 ↕	9 15 ↕	9 15 ↕	9 15 ↕	9 15 ↕	9 15 ↕	9 15 ↕	8 15 ↕	8 14 ↕	8 14 ↕	8 14 ↕	8 14 ↕	9 15 ↕	10 16 ↕	10 17 ↕	10 17 ↕	10 17 ↕	10 17 ↕	12 18 ↕	10 17 ↕	10 16 ↕	10 16 ↕	10 17 ↕	10 17 ↕
Houston Pilots A - 1 & 2 Bravo	13 17 ↕	13 17 ↕	12 17 ↕	12 17 ↕	12 16 ↕	12 17 ↕	12 16 ↕	10 15 ↕	10 15 ↕	10 15 ↕	10 15 ↕	9 15 ↕	10 15 ↕	10 16 ↕	10 16 ↕	10 16 ↕	10 17 ↕	12 17 ↕	12 18 ↕	12 17 ↕	12 17 ↕	13 17 ↕	13 17 ↕	13 18 ↕

NOTE: This is automated data that may/may not agree with the official BAM thinking that's found on the daily slides.
This data should be used as a guide only.

Houston Pilots: SUN. 6/29/2025

Forecast Discussion

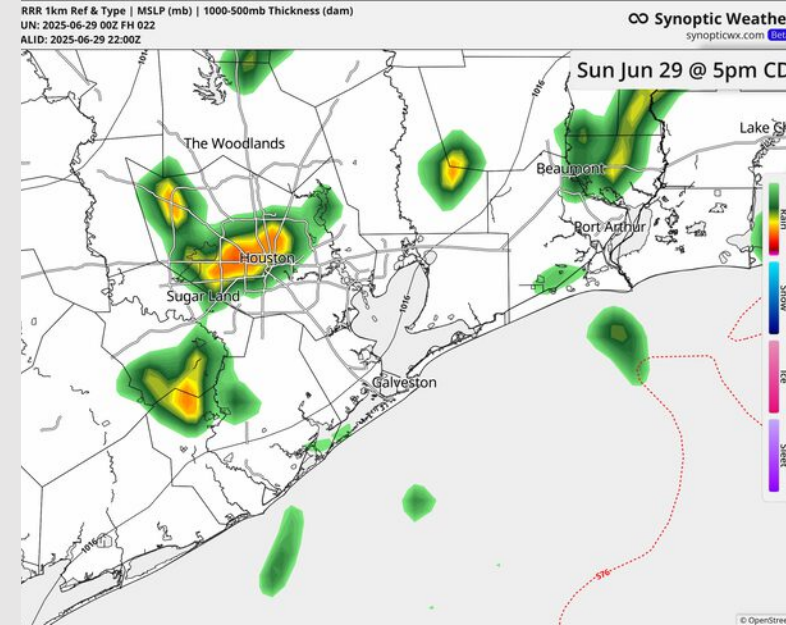
Precip: Hit/miss showers/storms in play for all Stations from 6 AM to 7 PM, with greatest coverage for all stations (~40%) favored from 1 – 5 PM. Storms may contain gusty winds of 30 – 40 kts, small hail, and frequent lightning.

Wind: Winds will be out of the S/SE. **N of Morgan's Point:** Winds will be 3 – 8 kts with slightly elevated at 6 – 11 kts from 2– 7 PM. **S of Morgan's Point:** Winds will be at 11 – 16 kts. **Non-storm wind gusts of 20 kts possible for Stations S of Morgan's Point after 4 PM.**

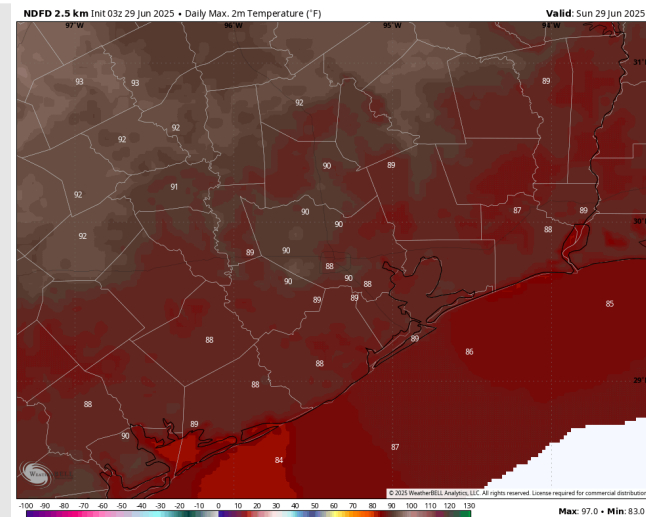
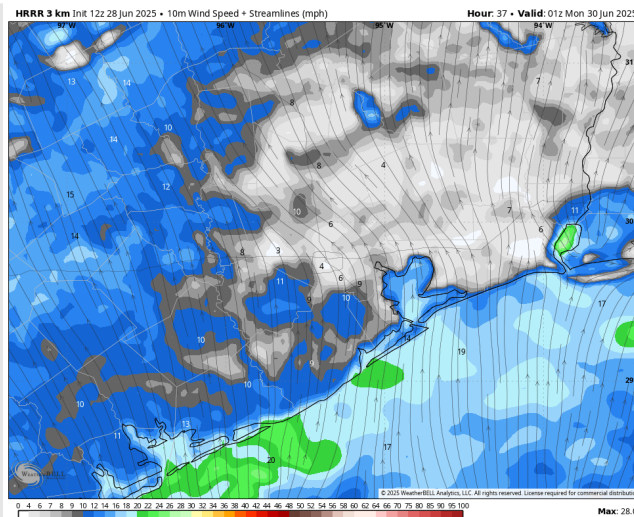
High Temps: **N of Morgan's Point:** High 80s F. **S of Morgan's Point:** Mid/Upper 80s F.

Visibility: No fog concerns today, however, a few downpours may limit visibility.

Precip Image: 5 PM CT



Wind Speed:
4 PM CT



High Temps
Today

Houston Pilots: MON. 6/30/2025

Forecast Discussion

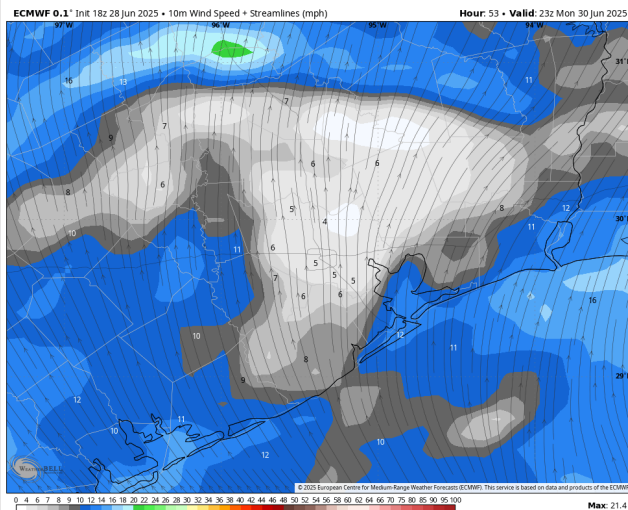
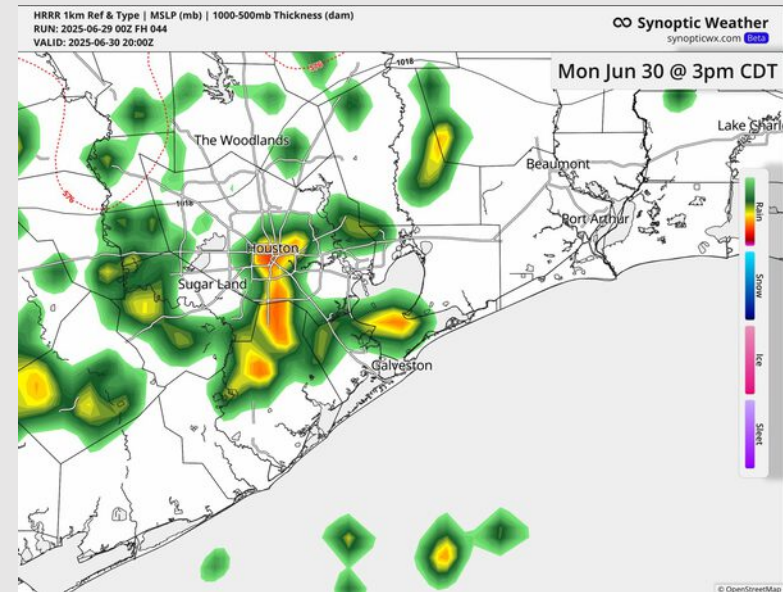
Precip: Hit/miss (20-30%) showers/storms in play for all Stations from 2 – 6 PM.

Wind: Winds will be out of the S/SE Monday. **N of Morgan's Point:** Winds will be at 3– 8 kts. **S of Morgan's Point:** Winds will be at 8 – 13 kts through 7 AM before decreasing to 5-10 kts for the rest of the day

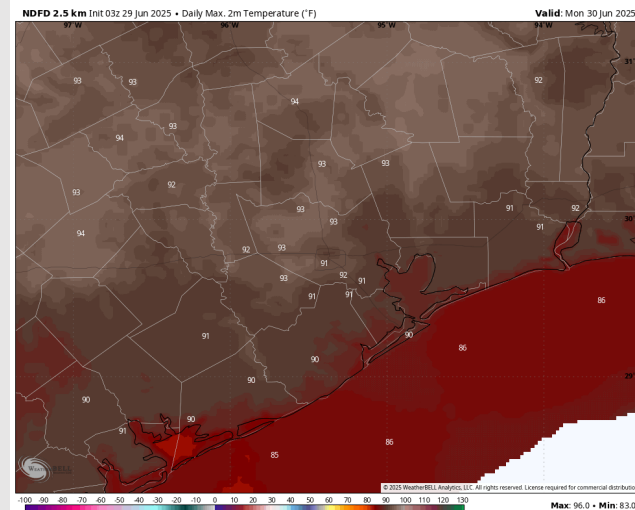
High Temps: **N of Morgan's Point:** Low 90s F. **S of Morgan's Point:** High 80s F.

Visibility: No fog concerns Monday, however, visibility may be reduced under a few downpours.

Precip Image: 3 PM CT



Wind Speed:
6 PM CT



High Temps
Monday

Houston Pilots: TUE. 7/1/2025

Forecast Discussion

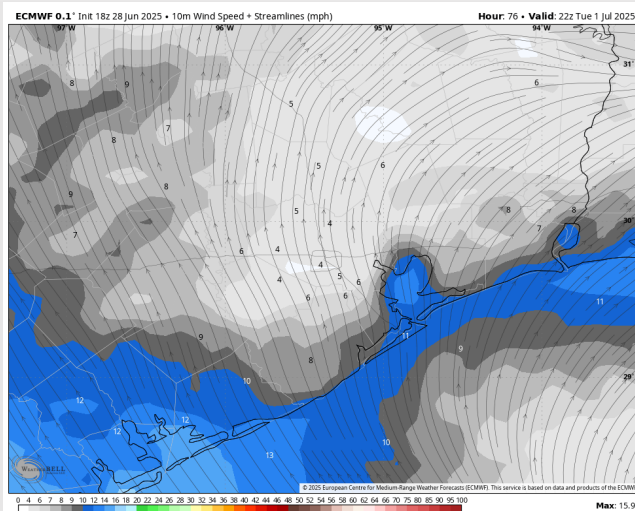
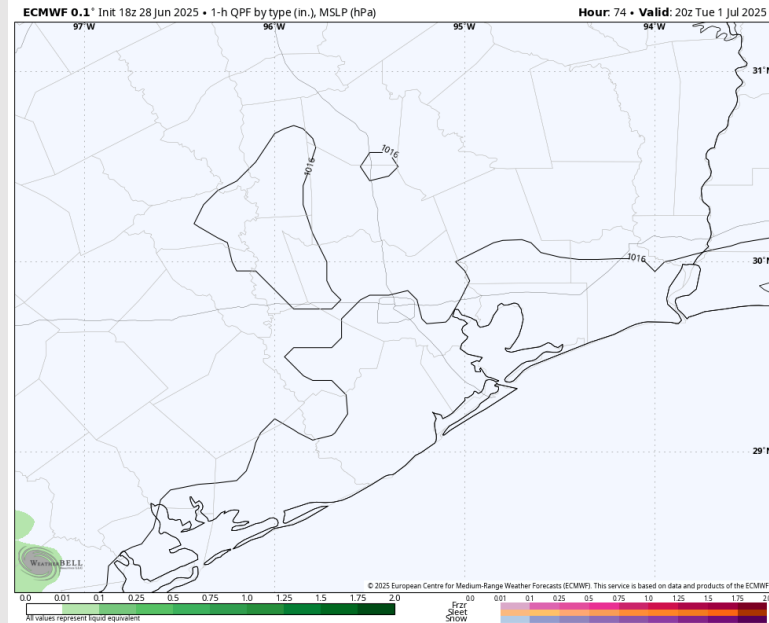
Precip: Favoring dry conditions for Tuesday.

Wind: Winds will be out of the S for Tuesday. **N of Morgan's Point:** Winds will be at 3 – 8 kts. **S of Morgan's Point:** Winds will be 4 – 9 kts.

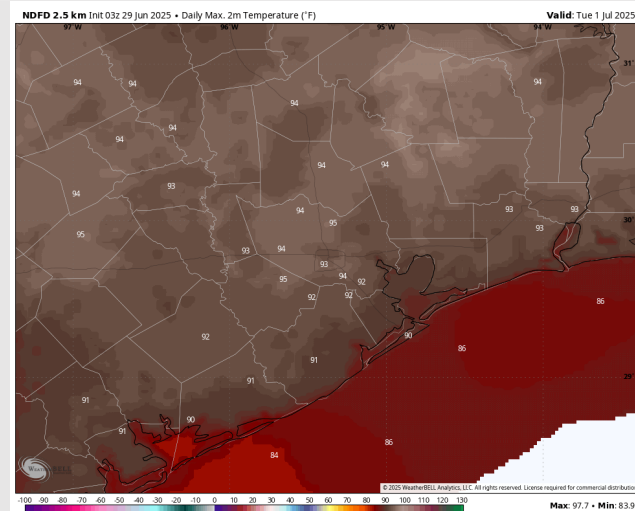
High Temps: **N of Morgan's Point:** Low 90s F. **S of Morgan's Point:** High 80s F.

Visibility: No visibility concerns Tuesday.

Precip Image: 3 PM CT



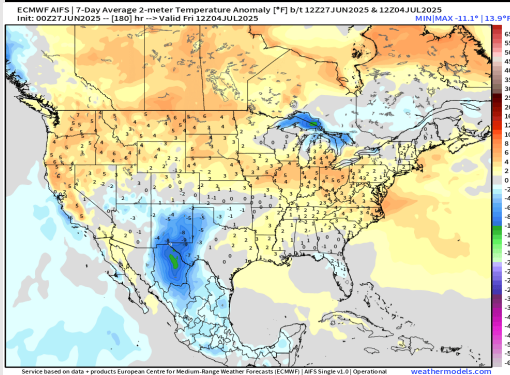
Wind Speed:
5 PM CT



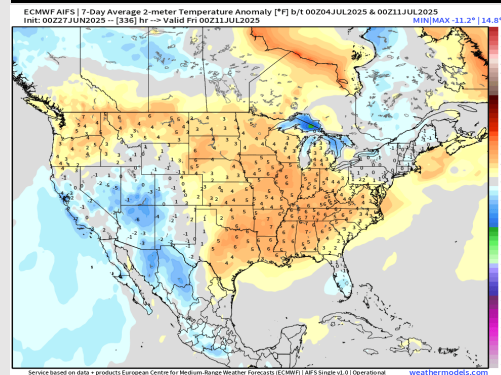
High Temps
Tuesday

Houston Pilots: 6/29/25

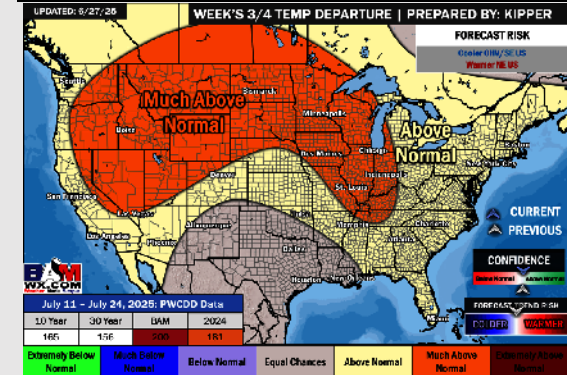
Next 7 Day Temperature Departure



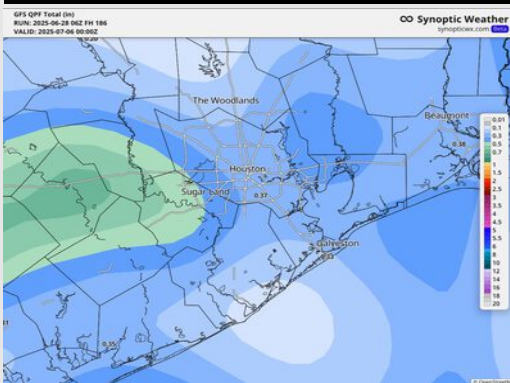
8-14 Day Temperature Departure



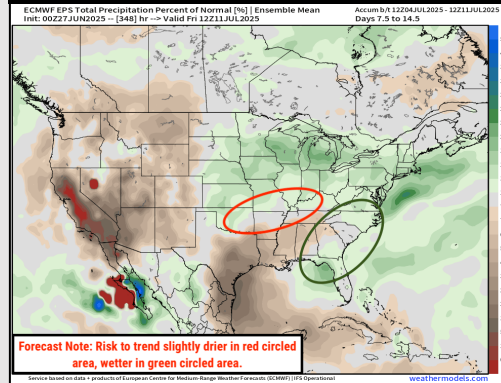
15-30 Day Temperature Departure



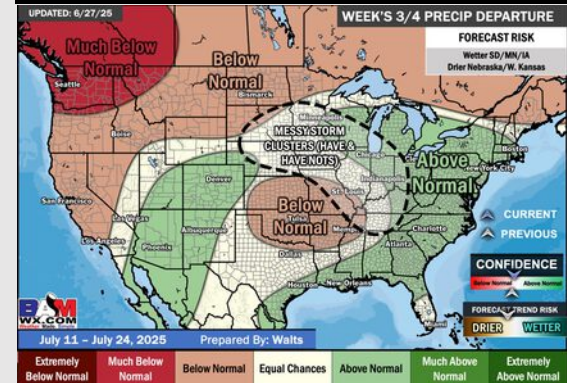
Next 7 Day Total Precipitation



8-14 Day % of Average Precip.



15-30 Day % of Average Precip.



- Temps are expected to be near normal the next 7 days. Scattered rain chances expected to start the week, with dry conditions following.
- Above normal temps and drier than normal conditions are favored for days 8 – 14.
- Near normal temperatures are favored into early July along with slightly above normal rainfall chances.