

Houston Pilots Forecast Package

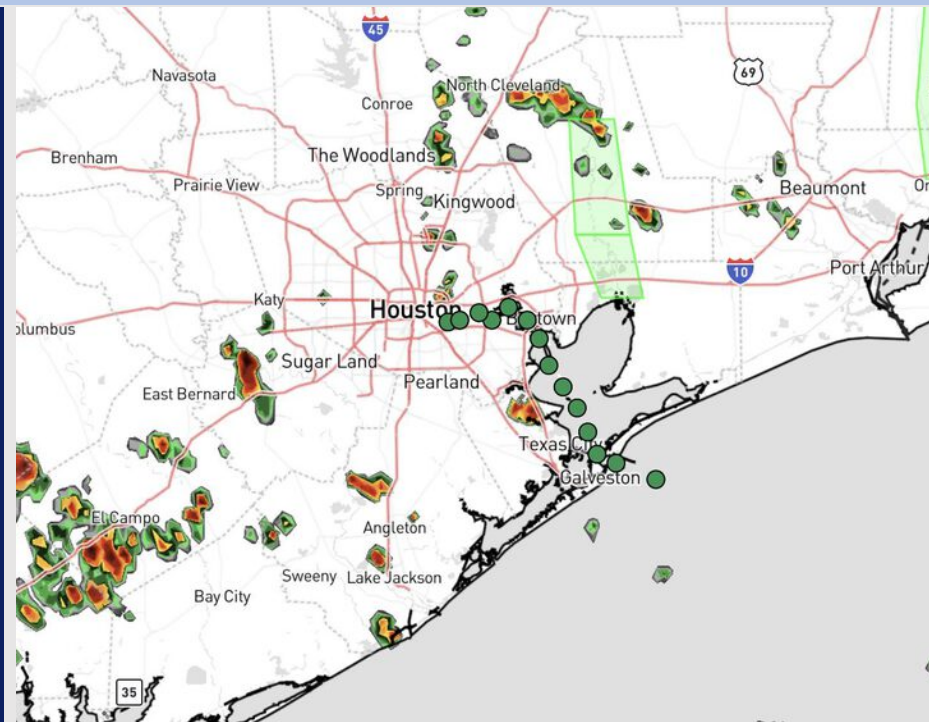


Updated: 1:50 PM CT
Friday, June 27, 2025

Forecaster: Alyssa Elliott

Weather Headlines

- **A few isolated storms can produce wind gusts of up to 30 kts and frequent lightning today.**
- **Scattered storms will be favored from 8AM – 6PM on Sunday. Storms may contain gusty winds of 30 – 40 kts, small hail, and frequent lightning.**
- **See favored 2025 Hurricane Season Outlook below! [Click here to view the video!](#)**



Current Radar: 1:40 PM CT

As always, please do not hesitate to reach out to us with any forecast questions at **(317)-560-8122**. **Press 1 for forecast questions.**

You can also access real-time forecast updates and 24/7 meteorological chat assistance on your [Clarity](#) app. Click [here](#) for login assistance.

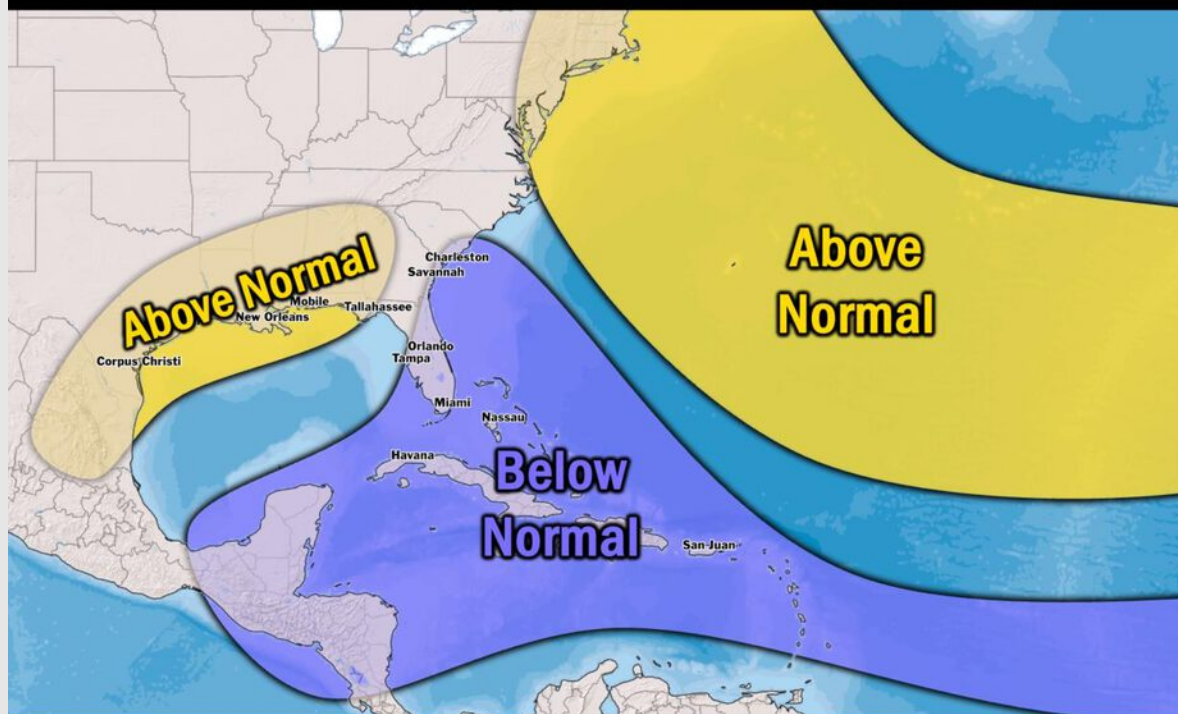


Houston Pilots Tropical Update

Seasonal Hurricane Outlook

2025 HURRICANE SEASON

Updated Issued: Wednesday, June 25, 2025



KEY SEASON NOTES

15 - 19

Named Storms
10 Year Avg: 17.8

6 - 9

Hurricanes
10 Year Avg: 8.2

2 - 4

Major Hurricanes
10 Year Avg: 3.8

Graphic to the left represents our favored seasonal outlook for the 2025 Hurricane Season. Conditions expected to be more favorable for tropical development within the Gulf this season.

No notable tropical development is expected over the next 7 days.

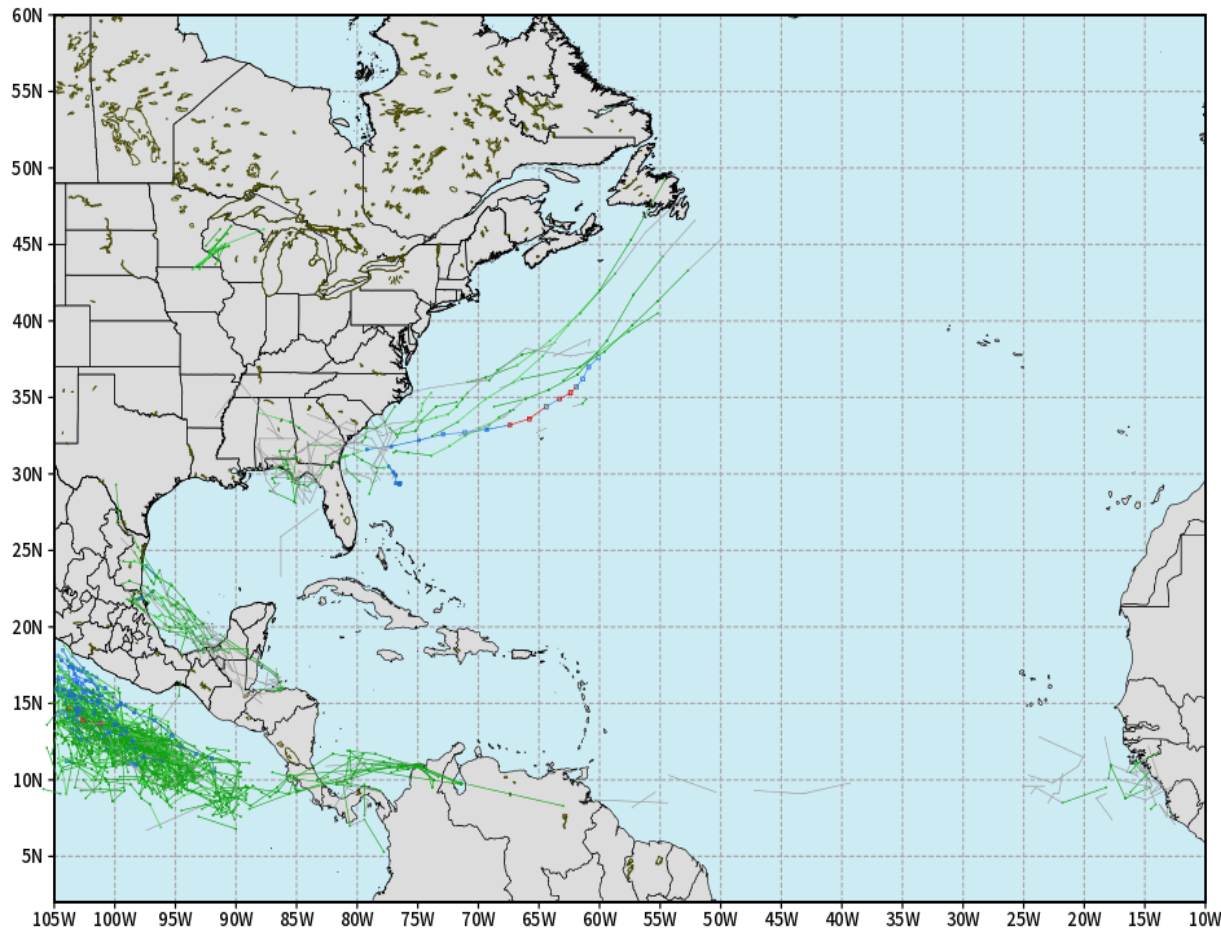
[Click here for the video!](#)

Houston Pilots Tropical Update

10 Day Tropical Outlook

ECMWF ATLANTIC EPS Cyclone Locations --> Next [10-days]
INIT: Open --> UNTIL Open

o-o ENSEMBLE MEAN
o-o 1000 - 1010 hPa
o-o 980 - 999 hPa
o-o 960 - 979 hPa
o-o 950 - 959 hPa
o-o < 950 hPa



weathermodels.com

Watching the potential for a tropical depression to develop at the end of the first week of July in the Gulf W of Yucatan Peninsula.

At this time we are not favoring any impacts for Houston.

Houston Pilots Visibility Chart (miles)



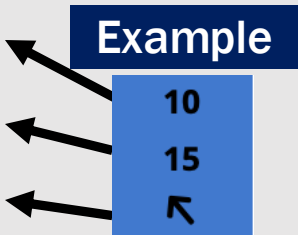
Visibility	Fri 3 pm	Fri 4 pm	Fri 5 pm	Fri 6 pm	Fri 7 pm	Fri 8 pm	Fri 9 pm	Fri 10 pm	Fri 11 pm	Sat 12 am	Sat 1 am	Sat 2 am	Sat 3 am	Sat 4 am	Sat 5 am	Sat 6 am	Sat 7 am	Sat 8 am	Sat 9 am	Sat 10 am	Sat 11 am	Sat 12 pm	Sat 1 pm	Sat 2 pm
Houston Pilots N - 610 Bridge	10	10	10	10	10	10	10	10	10	10	10	10	10	10	10	10	10	9	10	10	10	10	10	10
Houston Pilots M - Kinder 1	10	10	10	10	10	10	10	10	10	10	10	10	10	10	10	10	10	9	10	10	10	10	10	10
Houston Pilots L - Greens Bayou	10	10	10	10	10	10	10	10	10	10	10	10	10	10	10	10	10	9	10	10	10	10	10	10
Houston Pilots K - Shell Crude	10	10	10	10	10	10	10	10	10	10	10	10	10	10	10	10	10	9	10	10	10	10	10	10
Houston Pilots J - Lynchburg Ferries	10	10	10	10	10	10	10	10	10	10	10	10	10	10	10	10	10	9	10	10	10	10	10	10
Houston Pilots I - Exxon 3	10	10	10	10	10	10	10	10	10	10	10	10	10	10	10	10	10	9	10	10	10	10	10	10
Houston Pilots H - Morgans Point	10	10	10	10	10	10	10	10	10	10	10	10	10	10	10	10	10	10	10	10	10	10	10	10
Houston Pilots G - 75/76	10	10	10	10	10	10	10	10	10	10	10	10	10	10	10	10	10	10	10	10	10	10	10	10
Houston Pilots F - 63/64	10	10	10	10	10	10	10	10	10	10	10	10	10	10	10	10	10	10	10	10	10	10	10	10
Houston Pilots E - 51/52	10	10	10	10	10	10	10	10	10	10	10	10	10	10	10	10	10	10	10	10	10	10	10	10
Houston Pilots D - 37/38	10	10	10	10	10	10	10	10	10	10	10	10	10	10	10	10	10	10	10	10	10	10	10	10
Houston Pilots C - 25/26	10	10	10	10	10	10	10	10	10	10	10	10	10	10	10	10	10	10	10	10	10	10	10	10
Houston Pilots B - 11/12	10	10	10	10	10	10	10	10	10	10	10	10	10	10	10	10	10	10	10	10	10	10	10	10
Houston Pilots A - 1 & 2 Bravo	10	10	10	10	10	10	10	10	10	10	10	10	10	10	10	10	10	10	10	10	10	10	10	10

NOTE: This is automated data that may/may not agree with the official BAM thinking that's found on the daily slides or special visibility report slides. This data should be used as a guide only

Houston Pilots Wind Chart



Sustained Wind 10 Knots
Gusts 15 Knots
Wind from the SE



Wind	Fri 3 pm	Fri 4 pm	Fri 5 pm	Fri 6 pm	Fri 7 pm	Fri 8 pm	Fri 9 pm	Fri 10 pm	Fri 11 pm	Sat 12 am	Sat 1 am	Sat 2 am	Sat 3 am	Sat 4 am	Sat 5 am	Sat 6 am	Sat 7 am	Sat 8 am	Sat 9 am	Sat 10 am	Sat 11 am	Sat 12 pm	Sat 1 pm	Sat 2 pm
Houston Pilots N - 610 Bridge	7 14 ↖	8 14 ↖	8 15 ↖	8 15 ↖	8 15 ↖	8 15 ↖	7 13 ↖	6 12 ↖	6 10 ↖	5 8 ↖	3 8 ↖	3 7 ↖	3 7 ↖	3 7 ↖	2 6 ↖	2 5 ↖	1 3 ↖	1 3 ↖	1 3 ↖	2 5 ↖	3 6 ↖	3 7 ↖	5 9 ↖	6 12 ↖
Houston Pilots M - Kinder 1	7 14 ↖	8 15 ↖	8 15 ↖	8 15 ↖	8 15 ↖	8 15 ↖	7 13 ↖	6 12 ↖	6 10 ↖	5 8 ↖	3 7 ↖	3 7 ↖	3 7 ↖	3 7 ↖	2 6 ↖	2 5 ↖	1 3 ↖	1 2 ↖	1 3 ↖	2 5 ↖	3 6 ↖	3 7 ↖	5 9 ↖	6 12 ↖
Houston Pilots L - Greens Bayou	8 14 ↖	8 15 ↖	8 15 ↖	8 15 ↖	8 14 ↖	8 14 ↖	7 13 ↖	6 10 ↖	5 9 ↖	3 8 ↖	3 7 ↖	3 7 ↖	3 7 ↖	2 6 ↖	2 6 ↖	1 5 ↖	1 3 ↖	1 2 ↖	1 3 ↖	1 3 ↖	3 6 ↖	3 7 ↖	6 9 ↖	6 12 ↖
Houston Pilots K - Shell Crude	8 14 ↖	8 15 ↖	8 15 ↖	8 15 ↖	8 14 ↖	8 14 ↖	7 13 ↖	6 10 ↖	5 9 ↖	3 8 ↖	3 7 ↖	3 7 ↖	3 7 ↖	2 6 ↖	2 6 ↖	1 5 ↖	1 3 ↖	1 2 ↖	1 3 ↖	1 3 ↖	3 6 ↖	3 7 ↖	6 9 ↖	6 12 ↖
Houston Pilots J - Lynchburg Ferries	8 14 ↖	8 15 ↖	8 15 ↖	8 15 ↖	8 15 ↖	8 15 ↖	6 13 ↖	6 10 ↖	5 9 ↖	3 8 ↖	3 7 ↖	3 7 ↖	2 6 ↖	2 6 ↖	2 5 ↖	1 3 ↖	1 3 ↖	1 2 ↖	1 3 ↖	1 3 ↖	3 6 ↖	5 8 ↖	6 9 ↖	6 12 ↖
Houston Pilots I - Exxon 3	9 16 ↖	10 16 ↖	10 16 ↖	10 16 ↖	10 16 ↖	10 16 ↖	10 15 ↖	9 13 ↖	8 13 ↖	8 10 ↖	7 10 ↖	7 9 ↖	6 8 ↖	6 8 ↖	6 7 ↖	3 7 ↖	3 6 ↖	3 5 ↖	3 6 ↖	3 6 ↖	5 7 ↖	6 9 ↖	6 10 ↖	8 13 ↖
Houston Pilots H - Morgans Point	9 16 ↖	10 16 ↖	10 17 ↖	10 16 ↖	10 16 ↖	10 16 ↖	10 15 ↖	9 13 ↖	8 13 ↖	8 12 ↖	8 10 ↖	7 10 ↖	6 9 ↖	6 8 ↖	6 7 ↖	5 7 ↖	3 6 ↖	3 5 ↖	3 6 ↖	3 6 ↖	5 7 ↖	6 9 ↖	6 12 ↖	8 14 ↖
Houston Pilots G - 75/76	9 16 ↖	10 16 ↖	10 17 ↖	10 17 ↖	10 16 ↖	10 16 ↖	10 16 ↖	10 14 ↖	9 14 ↖	9 13 ↖	8 13 ↖	8 13 ↖	8 12 ↖	7 10 ↖	7 9 ↖	6 8 ↖	5 7 ↖	5 7 ↖	5 7 ↖	5 7 ↖	6 8 ↖	6 10 ↖	7 12 ↖	8 14 ↖
Houston Pilots F - 63/64	9 16 ↖	10 16 ↖	10 17 ↖	10 16 ↖	10 16 ↖	10 16 ↖	10 15 ↖	10 14 ↖	9 14 ↖	9 13 ↖	8 13 ↖	8 13 ↖	8 12 ↖	8 10 ↖	7 9 ↖	6 8 ↖	6 7 ↖	6 7 ↖	5 7 ↖	5 7 ↖	6 8 ↖	6 10 ↖	7 12 ↖	8 14 ↖
Houston Pilots E - 51/52	9 16 ↖	10 16 ↖	10 16 ↖	10 15 ↖	10 15 ↖	10 16 ↖	10 15 ↖	10 14 ↖	9 14 ↖	9 13 ↖	8 13 ↖	8 13 ↖	8 12 ↖	8 10 ↖	8 9 ↖	6 8 ↖	6 8 ↖	6 8 ↖	6 8 ↖	6 8 ↖	6 9 ↖	6 10 ↖	7 12 ↖	8 15 ↖
Houston Pilots D - 37/38	9 15 ↖	9 16 ↖	10 16 ↖	10 15 ↖	10 15 ↖	10 15 ↖	10 15 ↖	10 14 ↖	9 14 ↖	9 14 ↖	8 13 ↖	8 13 ↖	8 12 ↖	8 10 ↖	8 9 ↖	6 8 ↖	6 8 ↖	6 8 ↖	6 8 ↖	6 8 ↖	6 9 ↖	7 10 ↖	8 12 ↖	8 14 ↖
Houston Pilots C - 25/26	9 15 ↖	9 15 ↖	9 15 ↖	9 15 ↖	10 14 ↖	10 15 ↖	10 14 ↖	10 13 ↖	9 14 ↖	9 13 ↖	8 13 ↖	8 13 ↖	8 12 ↖	7 10 ↖	7 9 ↖	6 8 ↖	6 8 ↖	6 8 ↖	6 8 ↖	6 8 ↖	6 9 ↖	7 10 ↖	8 12 ↖	8 14 ↖
Houston Pilots B - 11/12	8 14 ↖	8 14 ↖	9 14 ↖	9 15 ↖	9 13 ↖	8 13 ↖	8 13 ↖	8 13 ↖	8 13 ↖	8 13 ↖	8 13 ↖	8 13 ↖	7 12 ↖	7 10 ↖	6 9 ↖	6 9 ↖	6 8 ↖	5 8 ↖	5 8 ↖	5 8 ↖	6 9 ↖	6 10 ↖	7 12 ↖	8 13 ↖
Houston Pilots A - 1 & 2 Bravo	8 13 ↖	8 13 ↖	8 14 ↖	8 14 ↖	9 13 ↖	9 14 ↖	9 14 ↖	9 14 ↖	10 14 ↖	10 14 ↖	10 14 ↖	10 15 ↖	9 13 ↖	8 13 ↖	8 12 ↖	7 10 ↖	6 9 ↖	6 9 ↖	6 8 ↖	6 8 ↖	6 9 ↖	6 9 ↖	6 10 ↖	7 12 ↖

NOTE: This is automated data that may/may not agree with the official BAM thinking that's found on the daily slides.
This data should be used as a guide only.

Houston Pilots: FRI 6/27/2025

Forecast Discussion

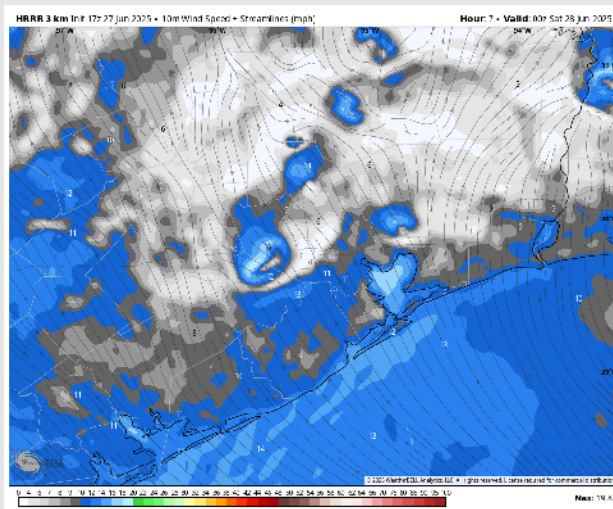
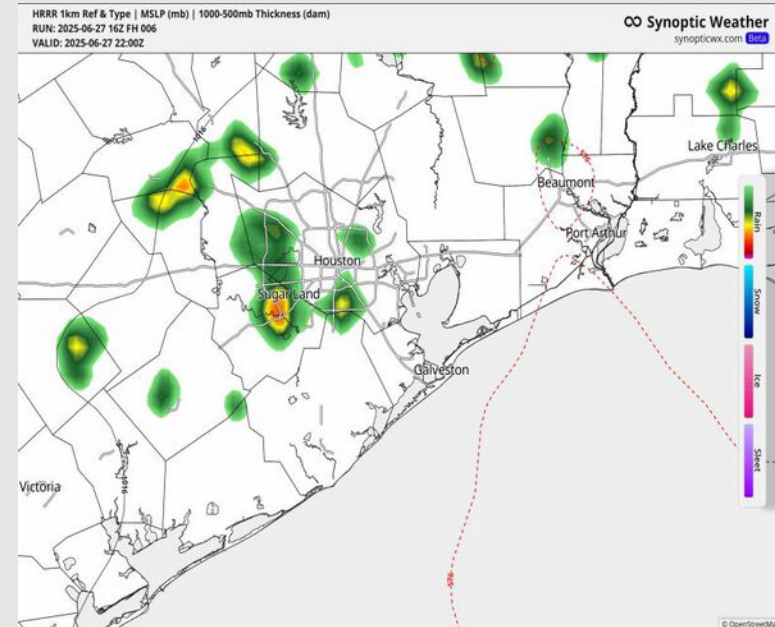
Precip: Isolated showers and storms will be possible through 9PM. The greatest coverage will be N of Morgan's Point. **A few isolated storms can produce wind gusts of up to 30 kts and frequent lightning.**

Wind: Winds will be out of the SE today. **N of Morgan's Point:** Winds will be at 4– 9 kts. **S of Morgan's Point:** Winds will be at 10 – 15 kts.

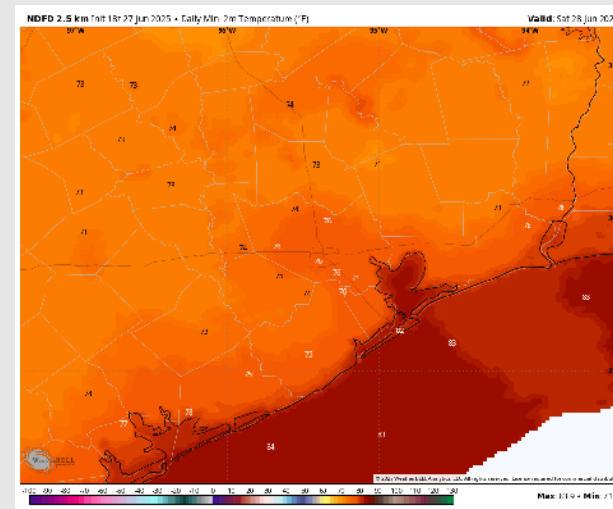
Low Temps: **N of Morgan's Point:** Mid 70s F. **S of Morgan's Point:** Low 80s F.

Visibility: No fog concerns today, however, a few downpours may limit visibility for stations N of Morgan's Point.

Precip Image: 5 PM CT



Wind Speed:
7 PM CT



Low Temps
SAT AM

Houston Pilots: SAT. 6/28/2025

Forecast Discussion

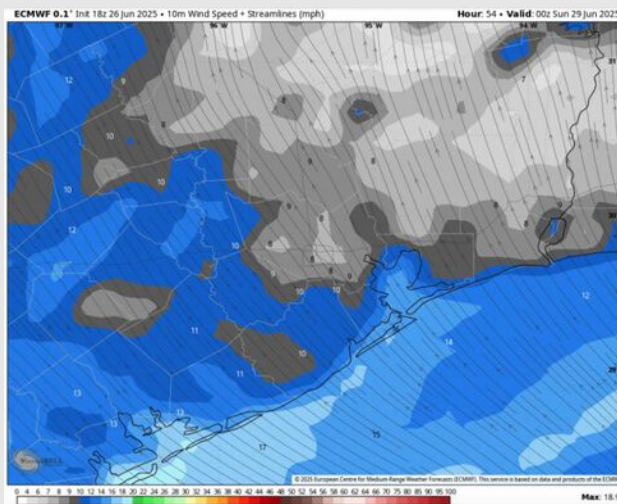
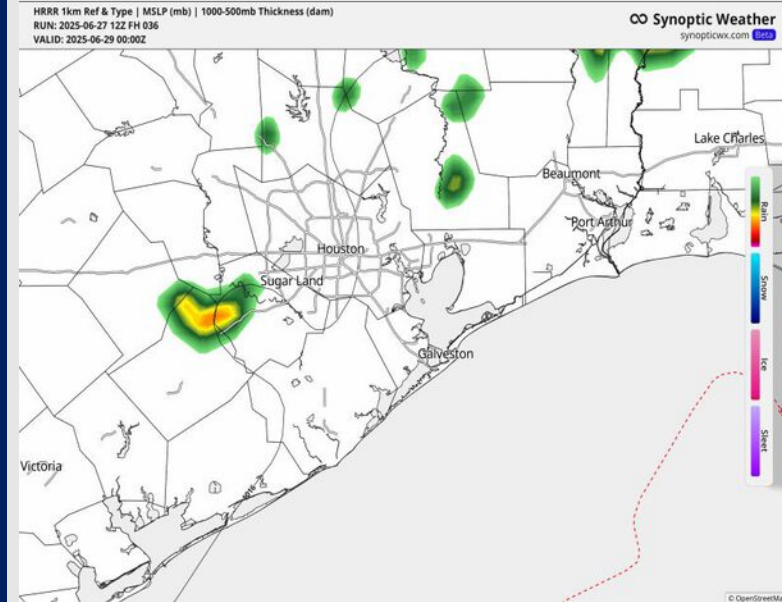
Precip: Isolated showers will be possible from 2PM - 7PM Saturday.

Wind: Winds will be out of the SE Saturday. **N of Morgan's Point:** Winds will be at 3 – 8 kts. **S of Morgan's Point:** Winds will be 8 – 13 kts.

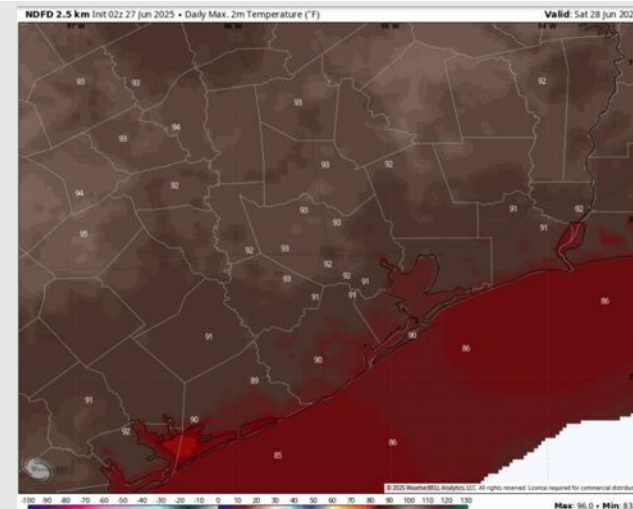
High Temps: **N of Morgan's Point:** Low 90s F. **S of Morgan's Point:** High 80s F.

Visibility: No visibility concerns Saturday.

Precip Image: 7 PM CT



Wind Speed:
7 PM CT



High Temps
Saturday

Houston Pilots: SUN. 6/29/2025

Forecast Discussion

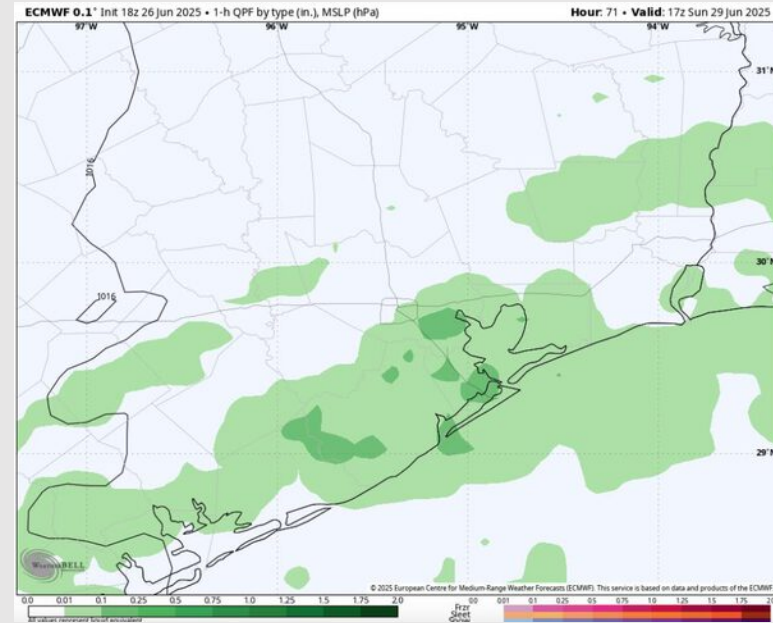
Precip: Scattered storms will be favored from 8AM – 6PM on Sunday. Dry windows of 45+ minutes will be expected. **Storms may contain gusty winds of 30 – 40 kts, small hail, and frequent lightning.**

Wind: Winds will be out of the SE Sunday. **N of Morgan's Point:** Winds will be 6 – 11 kts. **S of Morgan's Point:** Winds will be at 10 – 15 kts.

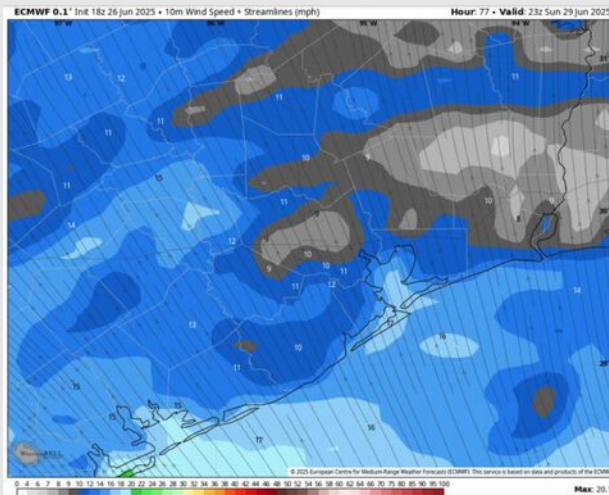
High Temps: **N of Morgan's Point:** Low 90s F. **S of Morgan's Point:** High 80s F.

Visibility: No fog concerns today, however, a few downpours may limit visibility.

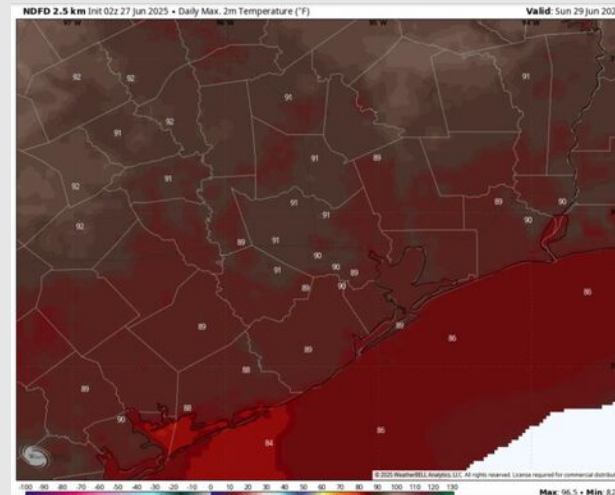
Precip Image: 12 PM CT



Wind Speed:
6 PM CT

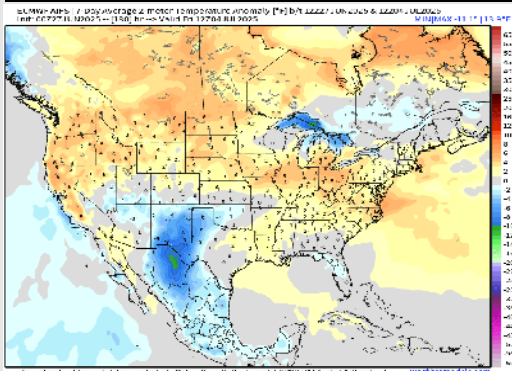


High Temps
Sunday

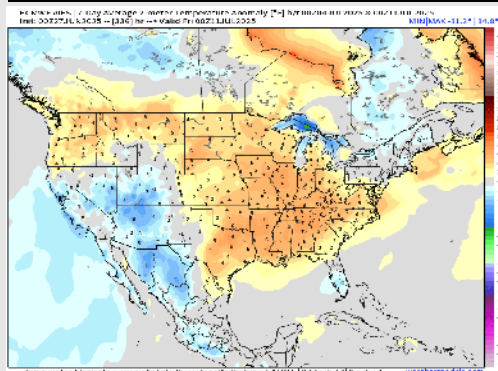


Houston Pilots: 6/27/25

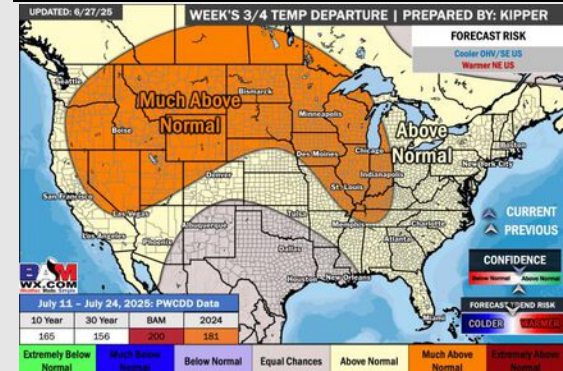
Next 7 Day Temperature Departure



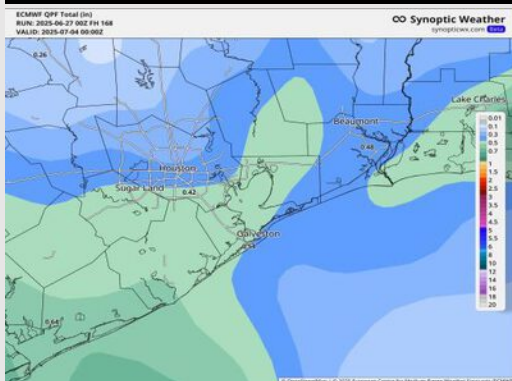
8-14 Day Temperature Departure



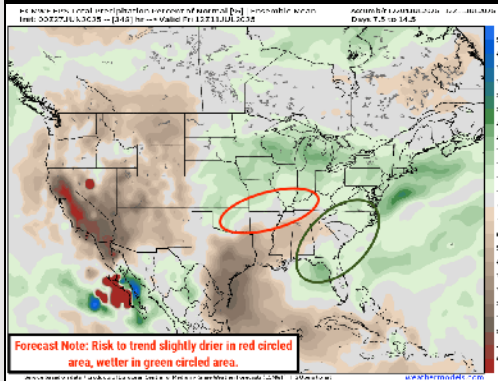
15-30 Day Temperature Departure



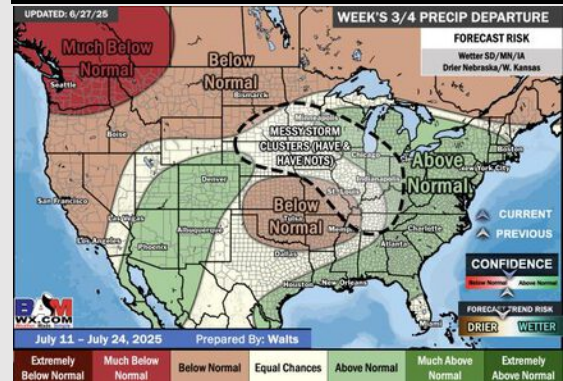
Next 7 Day Total Precipitation



8-14 Day % of Average Precip.



15-30 Day % of Average Precip.



- Temps are expected to be near normal the next 7 days. Scattered rain chances expected through the mid-week.
- Above normal temps and drier than normal conditions are favored for days 8 – 14.
- Near normal temperatures are favored into early July along with slightly above normal rainfall chances.