

Houston Pilots Forecast Package



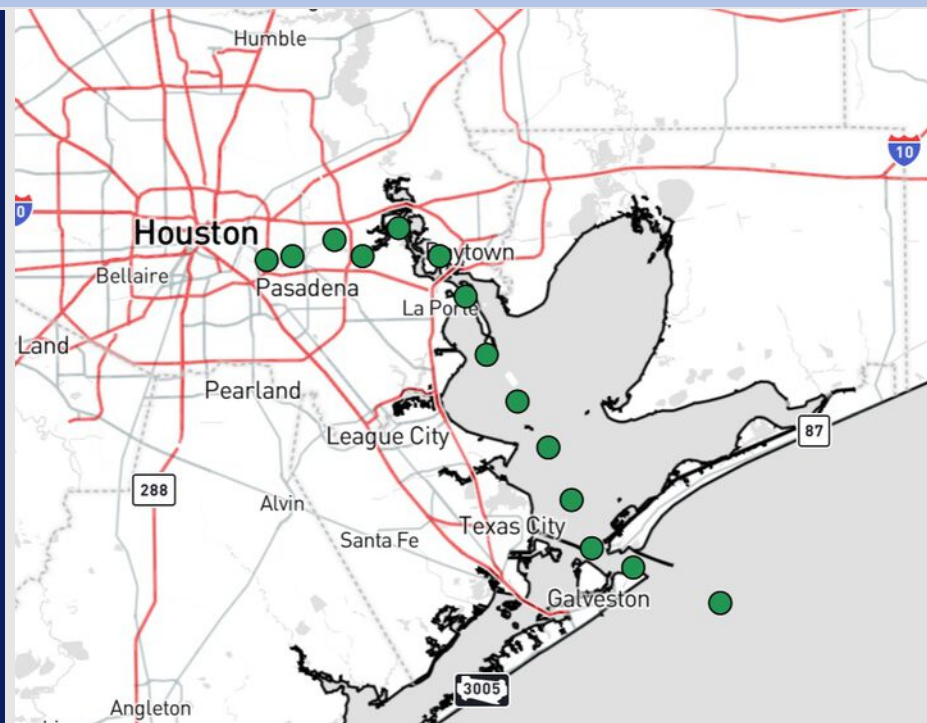
Updated: 11:00 PM CT

Tuesday, June 3, 2025

Forecaster: Tyler Riggles

Weather Headlines

- Only low-end rain chances favored over the next 72 hours, with majority of coverage missing Stations.
- Wind gusts of 20 MPH will be possible this AM and Friday AM.



Current Radar: 10:56 PM CT

As always, please do not hesitate to reach out to us with any forecast questions at [\(317\)-560-8122](tel:317-560-8122). Press 1 for forecast questions.

You can also access real-time forecast updates and 24/7 meteorological chat assistance on your [Clarity](#) app. Click [here](#) for login assistance.



Houston Pilots Visibility Chart (miles)



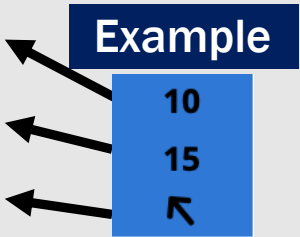
Visibility	Wed 12 am	Wed 1 am	Wed 2 am	Wed 3 am	Wed 4 am	Wed 5 am	Wed 6 am	Wed 7 am	Wed 8 am	Wed 9 am	Wed 10 am	Wed 11 am	Wed 12 pm	Wed 1 pm	Wed 2 pm	Wed 3 pm	Wed 4 pm	Wed 5 pm	Wed 6 pm	Wed 7 pm	Wed 8 pm	Wed 9 pm	Wed 10 pm	Wed 11 pm
Houston Pilots N - 610 Bridge	10	10	10	10	10	10	10	10	10	10	10	10	10	10	10	10	10	10	10	10	10	10	10	10
Houston Pilots M - Kinder 1	10	10	10	10	10	10	10	10	10	10	10	10	10	10	10	10	10	10	10	10	10	10	10	10
Houston Pilots L - Greens Bayou	10	10	10	10	10	10	10	10	10	10	10	10	10	10	10	10	10	10	10	10	10	10	10	10
Houston Pilots K - Shell Crude	10	10	10	10	10	10	10	10	10	10	10	10	10	10	10	10	10	10	10	10	10	10	10	10
Houston Pilots J - Lynchburg Ferries	10	10	10	10	10	10	10	10	10	10	10	10	10	10	9	10	10	10	10	10	10	10	10	10
Houston Pilots I - Exxon 3	10	10	10	10	10	10	10	10	10	10	10	10	10	10	10	10	10	10	10	10	10	10	10	10
Houston Pilots H - Morgans Point	10	10	10	10	10	10	10	10	10	10	10	10	10	10	10	10	10	10	10	10	10	10	10	10
Houston Pilots G - 75/76	10	10	10	10	10	10	10	10	10	10	10	10	10	10	10	10	10	10	10	10	10	10	10	10
Houston Pilots F - 63/64	10	10	10	10	10	10	10	10	10	10	10	10	10	10	10	10	10	10	10	10	10	10	10	10
Houston Pilots E - 51/52	10	10	10	10	10	10	10	10	10	10	10	10	10	10	10	10	10	10	10	10	10	10	10	10
Houston Pilots D - 37/38	10	10	10	10	10	10	10	10	10	10	10	10	10	10	10	10	10	10	10	10	10	10	10	10
Houston Pilots C - 25/26	10	10	10	10	10	10	10	10	10	10	10	10	10	10	10	10	10	10	10	10	10	10	10	10
Houston Pilots B - 11/12	10	10	10	10	10	10	10	10	10	10	10	10	10	10	10	10	10	10	10	10	10	10	10	10
Houston Pilots A - 1 & 2 Bravo	10	10	10	10	10	10	10	10	10	10	10	10	10	10	10	10	10	10	10	10	10	9	10	10

NOTE: This is automated data that may/may not agree with the official BAM thinking that’s found on the daily slides or special visibility report slides. This data should be used as a guide only

Houston Pilots Wind Chart



Sustained Wind 10 Knots
Gusts 15 Knots
Wind from the SE



Wind	Wed 12 am	Wed 1 am	Wed 2 am	Wed 3 am	Wed 4 am	Wed 5 am	Wed 6 am	Wed 7 am	Wed 8 am	Wed 9 am	Wed 10 am	Wed 11 am	Wed 12 pm	Wed 1 pm	Wed 2 pm	Wed 3 pm	Wed 4 pm	Wed 5 pm	Wed 6 pm	Wed 7 pm	Wed 8 pm	Wed 9 pm	Wed 10 pm	Wed 11 pm
Houston Pilots N - 610 Bridge	8 17 ↙	8 16 ↙	7 15 ↙	6 14 ↙	6 13 ↙	6 12 ↙	6 12 ↙	5 10 ↙	5 9 ↙	5 9 ↙	5 9 ↙	6 10 ↙	6 12 ↙	6 13 ↙	7 13 ↙	7 14 ↙	8 15 ↙	8 15 ↙	8 16 ↙	8 15 ↙	8 15 ↙	8 14 ↙	6 13 ↙	6 12 ↙
Houston Pilots M - Kinder 1	8 17 ↙	8 16 ↙	7 15 ↙	6 14 ↙	6 13 ↙	6 12 ↙	6 10 ↙	5 10 ↙	5 9 ↙	5 9 ↙	5 9 ↙	6 10 ↙	6 12 ↙	7 13 ↙	7 13 ↙	7 14 ↙	8 15 ↙	8 15 ↙	8 16 ↙	8 15 ↙	8 16 ↙	8 14 ↙	6 13 ↙	6 12 ↙
Houston Pilots L - Greens Bayou	8 17 ↙	8 16 ↙	7 15 ↙	6 14 ↙	6 13 ↙	6 12 ↙	6 10 ↙	5 10 ↙	5 9 ↙	5 9 ↙	5 9 ↙	6 10 ↙	6 12 ↙	7 14 ↙	7 13 ↙	8 15 ↙	8 15 ↙	8 16 ↙	8 16 ↙	8 15 ↙	8 15 ↙	7 14 ↙	6 13 ↙	6 10 ↙
Houston Pilots K - Shell Crude	8 17 ↙	8 16 ↙	8 15 ↙	7 14 ↙	6 13 ↙	6 12 ↙	6 10 ↙	5 10 ↙	5 9 ↙	5 9 ↙	5 9 ↙	6 10 ↙	6 13 ↙	7 14 ↙	8 14 ↙	8 15 ↙	8 16 ↙	8 16 ↙	8 16 ↙	8 15 ↙	8 15 ↙	7 14 ↙	6 13 ↙	6 10 ↙
Houston Pilots J - Lynchburg Ferries	8 17 ↙	8 16 ↙	7 15 ↙	6 14 ↙	6 12 ↙	6 12 ↙	5 10 ↙	5 9 ↙	5 9 ↙	5 9 ↙	5 9 ↙	6 10 ↙	7 13 ↙	7 14 ↙	8 13 ↙	8 15 ↙	8 15 ↙	8 16 ↙	8 16 ↙	8 16 ↙	8 16 ↙	7 14 ↙	6 13 ↙	6 10 ↙
Houston Pilots I - Exxon 3	14 20 ↙	13 18 ↙	13 17 ↙	10 16 ↙	10 15 ↙	9 14 ↙	8 13 ↙	8 13 ↙	8 12 ↙	8 12 ↙	8 12 ↙	8 12 ↙	8 14 ↙	8 15 ↙	9 15 ↙	10 16 ↙	10 17 ↙	12 17 ↙	12 18 ↙	12 17 ↙	12 17 ↙	10 15 ↙	9 14 ↙	8 13 ↙
Houston Pilots H - Morgans Point	14 21 ↙	13 20 ↙	13 17 ↙	12 16 ↙	10 16 ↙	10 15 ↙	9 14 ↙	8 13 ↙	8 12 ↙	8 12 ↙	8 12 ↙	8 12 ↙	8 14 ↙	8 15 ↙	9 15 ↙	10 16 ↙	10 17 ↙	12 18 ↙	12 18 ↙	12 17 ↙	12 17 ↙	10 15 ↙	9 14 ↙	8 13 ↙
Houston Pilots G - 75/76	15 22 ↙	15 22 ↙	14 21 ↙	13 20 ↙	13 18 ↙	12 17 ↙	10 16 ↙	10 15 ↙	9 14 ↙	9 14 ↙	8 13 ↙	8 13 ↙	8 15 ↙	9 15 ↙	10 17 ↙	10 18 ↙	10 18 ↙	12 20 ↙	13 20 ↙	13 18 ↙	13 18 ↙	12 16 ↙	10 15 ↙	10 14 ↙
Houston Pilots F - 63/64	15 22 ↙	15 22 ↙	14 21 ↙	13 20 ↙	13 18 ↙	12 17 ↙	10 16 ↙	10 15 ↙	9 14 ↙	9 14 ↙	8 13 ↙	8 14 ↙	9 15 ↙	9 15 ↙	10 17 ↙	10 17 ↙	10 18 ↙	12 20 ↙	12 18 ↙	12 18 ↙	12 17 ↙	10 16 ↙	10 15 ↙	10 14 ↙
Houston Pilots E - 51/52	15 23 ↙	15 22 ↙	15 21 ↙	14 20 ↙	13 18 ↙	13 17 ↙	12 16 ↙	10 15 ↙	10 14 ↙	9 14 ↙	9 14 ↙	9 14 ↙	9 15 ↙	10 15 ↙	10 17 ↙	10 17 ↙	10 18 ↙	10 18 ↙	10 17 ↙	12 17 ↙	12 16 ↙	10 15 ↙	10 15 ↙	9 14 ↙
Houston Pilots D - 37/38	15 23 ↙	15 22 ↙	15 21 ↙	14 20 ↙	13 18 ↙	13 17 ↙	12 16 ↙	10 15 ↙	10 14 ↙	9 14 ↙	9 14 ↙	9 14 ↙	9 15 ↙	10 15 ↙	10 16 ↙	10 16 ↙	10 17 ↙	10 17 ↙	10 17 ↙	10 16 ↙	10 16 ↙	10 15 ↙	10 15 ↙	9 14 ↙
Houston Pilots C - 25/26	15 22 ↙	15 21 ↙	14 20 ↙	13 20 ↙	13 18 ↙	12 17 ↙	10 16 ↙	10 15 ↙	10 14 ↙	9 14 ↙	9 13 ↙	9 13 ↙	9 15 ↙	10 15 ↙	10 16 ↙	10 16 ↙	10 16 ↙	10 16 ↙	10 16 ↙	10 15 ↙	10 15 ↙	10 14 ↙	9 14 ↙	9 13 ↙
Houston Pilots B - 11/12	14 21 ↙	13 21 ↙	13 20 ↙	12 18 ↙	10 17 ↙	10 16 ↙	10 15 ↙	9 14 ↙	8 13 ↙	8 13 ↙	8 13 ↙	8 13 ↙	8 14 ↙	9 15 ↙	9 14 ↙	9 14 ↙	9 15 ↙	9 15 ↙	9 15 ↙	9 15 ↙	9 14 ↙	8 14 ↙	8 14 ↙	8 13 ↙
Houston Pilots A - 1 & 2 Bravo	15 23 ↙	15 22 ↙	15 22 ↙	14 20 ↙	13 20 ↙	13 18 ↙	12 16 ↙	10 16 ↙	10 15 ↙	9 14 ↙	9 13 ↙	8 13 ↙	8 13 ↙	8 13 ↙	8 13 ↙	8 13 ↙	8 14 ↙	9 14 ↙	9 14 ↙	9 14 ↙	9 15 ↙	10 14 ↙	10 14 ↙	9 13 ↙

NOTE: This is automated data that may/may not agree with the official BAM thinking that's found on the daily slides.
This data should be used as a guide only.

Houston Pilots: WED. 6/4/2025

Forecast Discussion

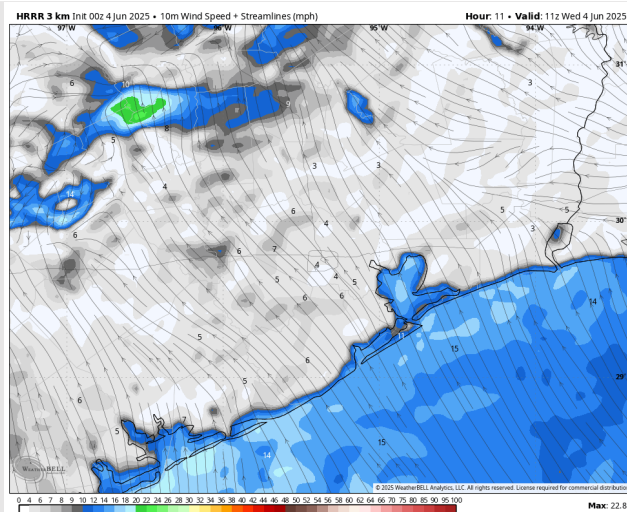
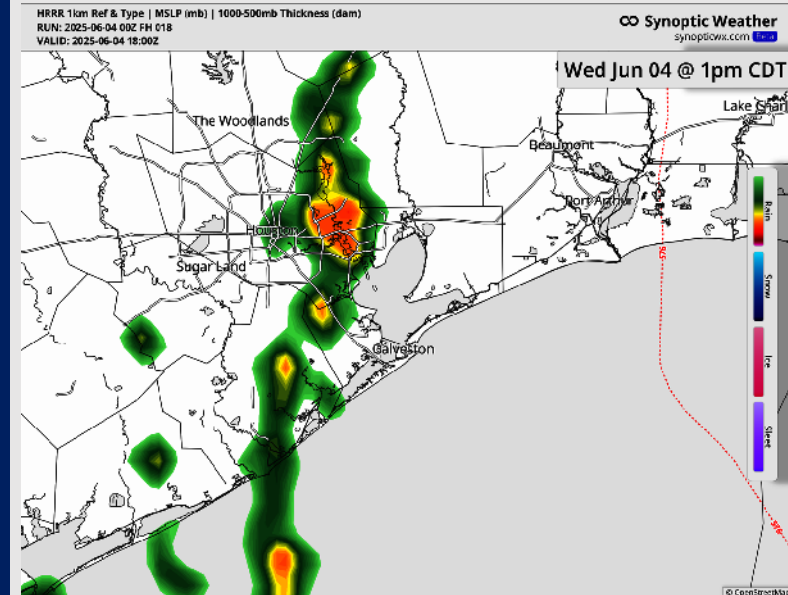
Precip: Scattered rain showers will be possible from 7AM to 5PM. The greatest coverage is currently favored to stay to the west of Stations. A few storms will be possible after 1PM, with lightning the main risk.

Wind: Winds will be out of the SE through today. **N of Morgan's Point:** Winds will be at 2 – 7 kts throughout the day. **S of Morgan's Point:** Winds will at 12 – 17 kts will gradually decrease to 4 - 9 kts through 9 AM, settling there for the rest of the day. **Wind gusts up to 20 kts will be possible for all Stations through 8AM.**

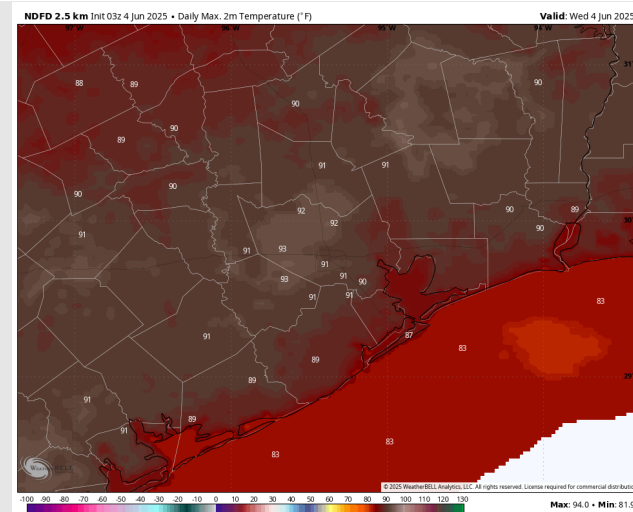
High Temps: **N of Morgan's Point:** Near 90 F. **S of Morgan's Point:** High 80s F.

Visibility: No visibility concerns for today.

Precip Image: 1 PM CT



Wind Speed:
6 AM CT



High Temps
Today

Houston Pilots: THU. 6/5/2025

Forecast Discussion

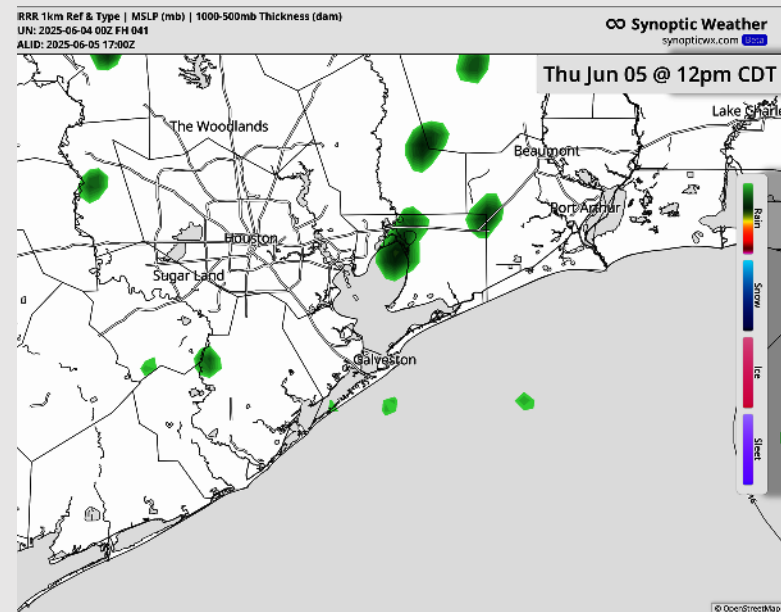
Precip: Isolated showers in play for all Stations past 7 AM.

Wind: Winds will be generally out of the SE throughout the day. **N of Morgan's Point:** Winds will be at 2 – 7 kts. **S of Morgan's Point:** Winds will be at 4 – 9 kts.

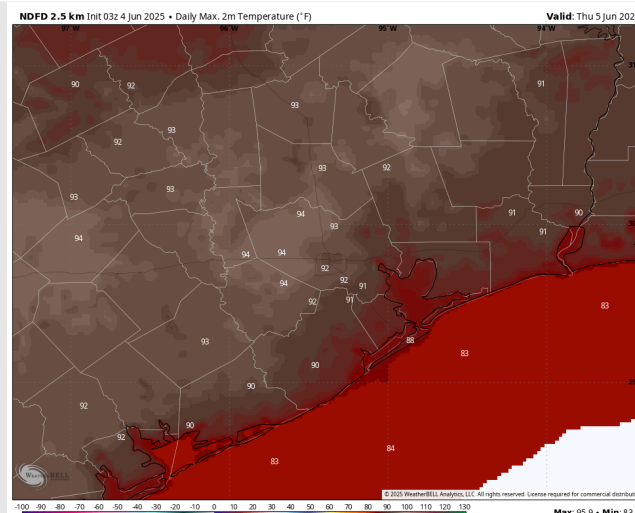
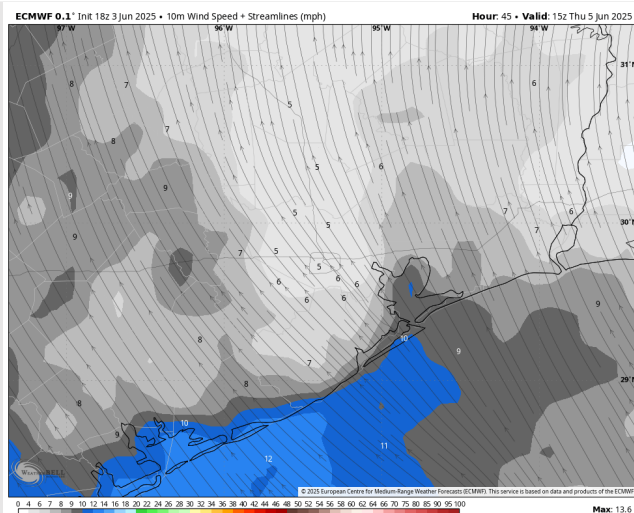
High Temps: **N of Morgan's Point:** Low 90s F. **S of Morgan's Point:** Upper 80s F.

Visibility: No visibility concerns for Thursday.

Precip Image: 12 PM CT



Wind Speed
10 AM CT



High Temps
Thursday

Houston Pilots: FRI. 6/6/2025

Forecast Discussion

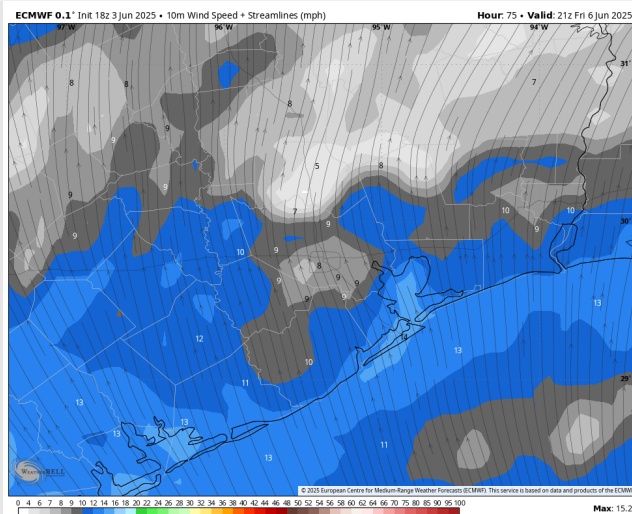
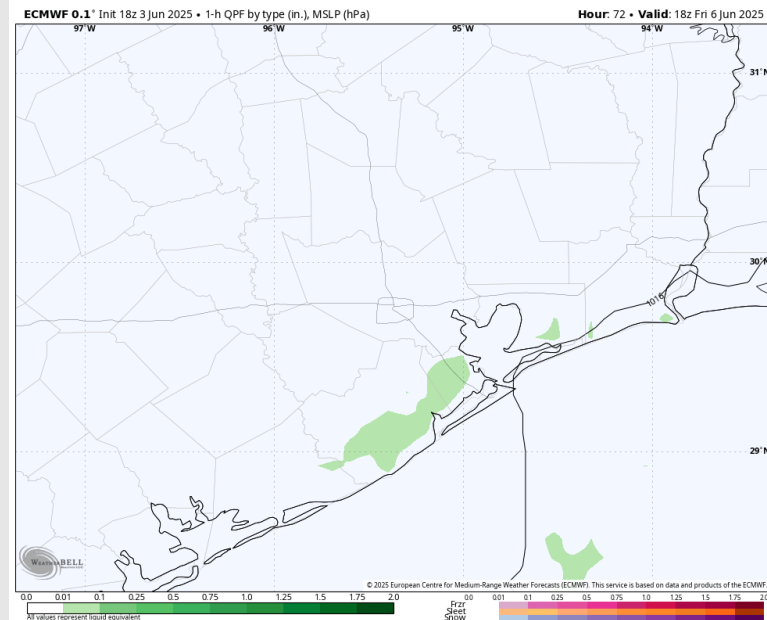
Precip: Isolated showers will be in play from 11 AM to 6 PM for Stations S of Morgan's Point.

Wind: Winds will be out of the SE throughout Friday. **N of Morgan's Point:** Winds will be at 3 – 8 kts. **S of Morgan's Point:** Winds will be at 10 – 15 kts. **Intermittent wind gusts up to 20 kts in play for all Stations throughout Friday.**

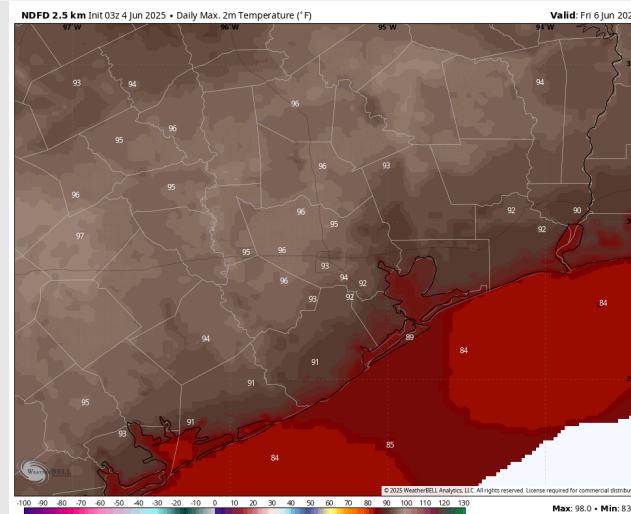
High Temps: **N of Morgan's Point:** Low 90s F. **S of Morgan's Point:** Upper 80s F.

Visibility: No visibility concerns for Friday.

Precip Image: 1 PM CT



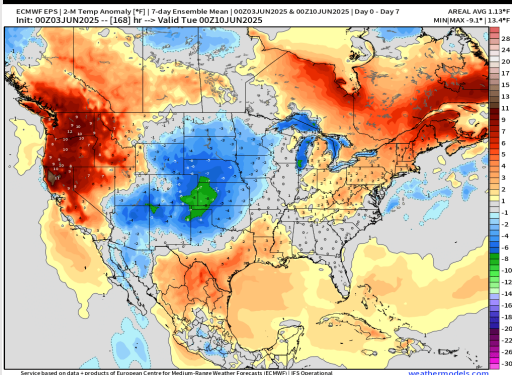
Wind Speed:
4 PM CT



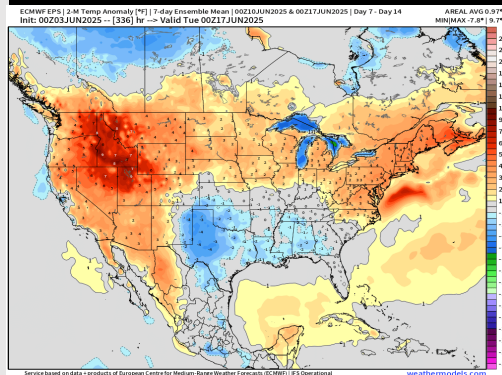
High Temps
Friday

Houston Pilots: 6/4/25

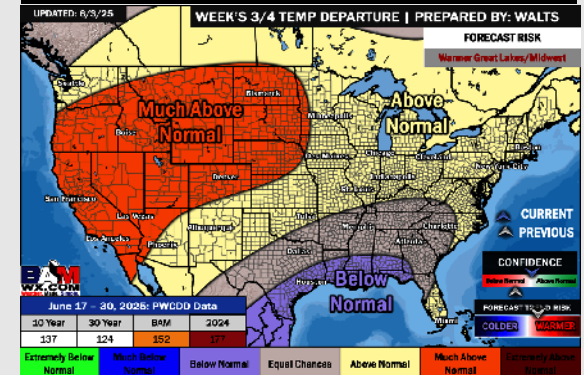
Next 7 Day Temperature Departure



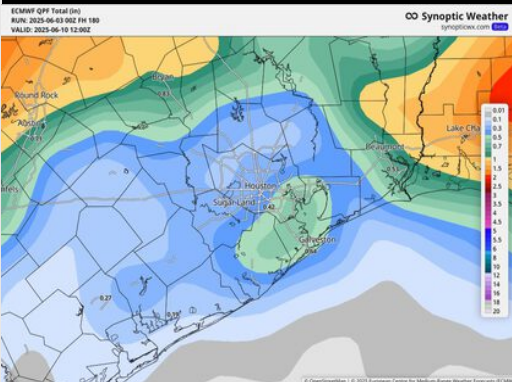
8-14 Day Temperature Departure



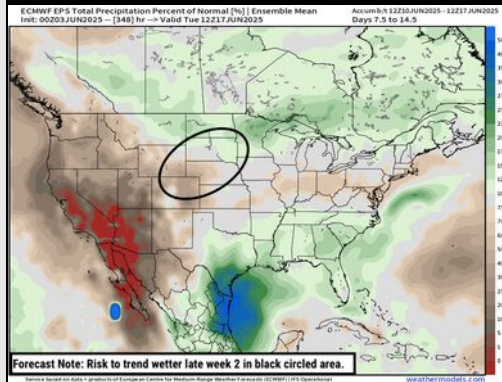
15-30 Day Temperature Departure



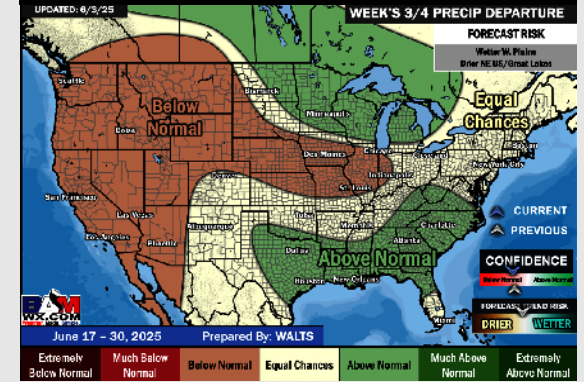
Next 7 Day Total Precipitation



8-14 Day % of Average Precip.



15-30 Day % of Average Precip.



- Temps are expected to be above normal the next 7 days. Isolated rain chances throughout the week, with the best chances arriving early next week.
- Slightly below normal temps and above normal rainfall is favored for days 8 – 14.
- Below normal temperatures are favored for mid to late June along with above normal rainfall chances.