

Houston Pilots Forecast Package



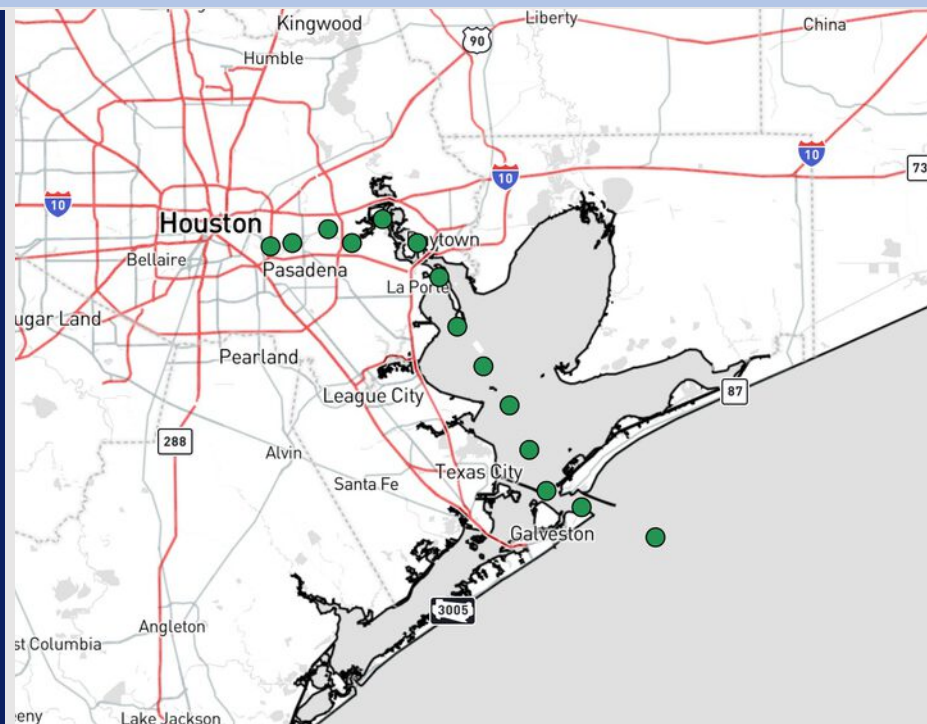
Updated: 11:00 PM CT

Monday, June 9, 2025

Forecaster: Tyler Riggles

Weather Headlines

- Wave heights at the Boarding Station are expected to increase to 3 – 4' through today and on Thursday.
- **Non-thunderstorm wind gusts of 20 – 25 kts will be possible for all stations the on Wednesday and Thursday.**
- **Strong to severe storms will be possible through Thursday.**



Current Radar: 10:43 PM CT

As always, please do not hesitate to reach out to us with any forecast questions at **(317)-560-8122**. **Press 1 for forecast questions.**

You can also access real-time forecast updates and 24/7 meteorological chat assistance on your **Clarity** app. Click **[here](#)** for login assistance.



Houston Pilots Visibility Chart (miles)



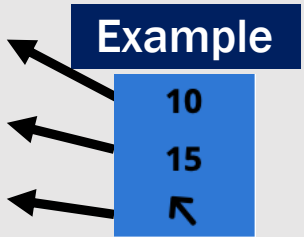
Visibility	Tue 12 am	Tue 1 am	Tue 2 am	Tue 3 am	Tue 4 am	Tue 5 am	Tue 6 am	Tue 7 am	Tue 8 am	Tue 9 am	Tue 10 am	Tue 11 am	Tue 12 pm	Tue 1 pm	Tue 2 pm	Tue 3 pm	Tue 4 pm	Tue 5 pm	Tue 6 pm	Tue 7 pm	Tue 8 pm	Tue 9 pm	Tue 10 pm	Tue 11 pm	
Houston Pilots N - 610 Bridge	10	10	10	10	10	10	7.9	7.9	5.9	9	10	10	10	10	10	10	10	10	10	10	10	9	10	10	
Houston Pilots M - Kinder 1	10	10	10	10	10	10	7.9	7.9	5.9	9	10	10	10	10	10	10	10	10	10	10	10	9	10	10	
Houston Pilots L - Greens Bayou	10	10	10	10	10	10	9	7.9	5.9	9	10	10	10	10	10	10	10	10	10	10	10	9	10	10	
Houston Pilots K - Shell Crude	10	10	10	10	10	10	9	7.9	6.9	9	10	10	10	10	10	10	10	10	10	10	10	9	10	10	
Houston Pilots J - Lynchburg Ferries	10	10	10	10	10	10	9	7.9	5.9	9	10	10	10	10	10	10	10	10	10	10	10	9	10	10	
Houston Pilots I - Exxon 3	10	10	10	10	10	10	10	7.9	6.9	9	10	10	10	10	10	10	10	10	10	10	10	9	10	10	
Houston Pilots H - Morgans Point	10	10	10	10	10	10	10	10	6.9	9	10	10	10	10	10	10	10	10	10	10	10	9	10	10	
Houston Pilots G - 75/76	10	10	10	10	10	10	10	10	6.9	10	10	10	10	10	10	10	10	10	10	10	10	9	7.9	10	9
Houston Pilots F - 63/64	10	10	10	10	10	10	10	10	6.9	10	10	10	10	10	10	10	10	10	10	10	10	9	7.9	10	9
Houston Pilots E - 51/52	10	10	10	10	10	10	10	10	7.9	10	10	10	10	10	10	10	10	10	10	10	10	7.9	6.9	9	9
Houston Pilots D - 37/38	10	10	10	10	10	10	10	10	7.9	10	10	10	10	10	10	10	10	10	10	10	10	7.9	6.9	9	9
Houston Pilots C - 25/26	10	10	10	10	10	10	10	10	9	10	10	10	10	10	10	10	10	10	10	10	10	7.9	6.9	9	9
Houston Pilots B - 11/12	10	10	10	10	10	10	10	10	9	10	10	10	10	10	10	10	10	10	10	10	10	6.9	6.9	7.9	9
Houston Pilots A - 1 & 2 Bravo	10	10	10	10	10	10	10	10	7.9	10	10	10	10	10	10	10	10	10	7.9	7.9	6.9	6.9	6.9	6.9	9

NOTE: This is automated data that may/may not agree with the official BAM thinking that’s found on the daily slides or special visibility report slides. This data should be used as a guide only

Houston Pilots Wind Chart



Sustained Wind 10 Knots
Gusts 15 Knots
Wind from the SE



Wind	Tue 12 am	Tue 1 am	Tue 2 am	Tue 3 am	Tue 4 am	Tue 5 am	Tue 6 am	Tue 7 am	Tue 8 am	Tue 9 am	Tue 10 am	Tue 11 am	Tue 12 pm	Tue 1 pm	Tue 2 pm	Tue 3 pm	Tue 4 pm	Tue 5 pm	Tue 6 pm	Tue 7 pm	Tue 8 pm	Tue 9 pm	Tue 10 pm	Tue 11 pm
Houston Pilots N - 610 Bridge	5 9 ↑	5 9 ↑	5 9 ↑	3 8 ↑	3 8 ↑	3 7 ↑	3 6 ↑	2 6 ↖	2 5 ↖	2 5 ↖	2 5 ↖	3 7 ↖	3 7 ↖	3 9 ↖	5 9 ↑	6 10 ↑	6 12 ↖	7 13 ↖	7 13 ↖	7 13 ↖	7 14 ↖	6 13 ↖	6 10 ↖	6 10 ↖
Houston Pilots M - Kinder 1	5 9 ↑	5 9 ↑	5 9 ↑	3 8 ↑	3 8 ↑	3 7 ↑	3 6 ↑	2 6 ↖	2 5 ↖	2 5 ↖	2 5 ↖	3 7 ↖	3 7 ↖	5 9 ↑	5 9 ↑	6 10 ↑	6 12 ↖	7 13 ↖	7 13 ↖	7 13 ↖	7 14 ↖	6 13 ↖	6 10 ↖	6 10 ↖
Houston Pilots L - Greens Bayou	5 9 ↑	3 8 ↑	3 8 ↑	3 7 ↑	3 7 ↑	3 7 ↑	3 6 ↑	2 5 ↖	2 5 ↖	2 5 ↖	2 5 ↖	3 7 ↖	3 7 ↖	5 9 ↑	6 9 ↑	6 10 ↑	6 13 ↖	7 13 ↖	7 13 ↖	7 13 ↖	7 13 ↖	6 12 ↖	6 10 ↖	5 9 ↑
Houston Pilots K - Shell Crude	5 9 ↑	3 8 ↑	3 8 ↑	3 7 ↑	3 7 ↑	3 7 ↑	3 6 ↑	2 5 ↖	2 5 ↖	2 5 ↖	2 5 ↖	3 7 ↖	3 7 ↖	5 9 ↑	6 10 ↑	6 12 ↖	6 13 ↖	7 13 ↖	7 13 ↖	7 13 ↖	7 13 ↖	6 12 ↖	6 10 ↖	5 9 ↑
Houston Pilots J - Lynchburg Ferries	3 9 ↑	3 8 ↑	3 8 ↑	3 7 ↑	3 7 ↑	3 7 ↑	2 6 ↑	2 5 ↖	1 5 ↖	1 5 ↖	2 5 ↖	3 7 ↖	3 7 ↖	5 9 ↑	6 10 ↑	6 12 ↖	6 13 ↖	7 13 ↖	7 13 ↖	7 13 ↖	7 13 ↖	6 12 ↖	5 9 ↑	5 9 ↑
Houston Pilots I - Exxon 3	8 12 ↑	8 10 ↑	7 10 ↑	6 9 ↑	6 9 ↑	6 9 ↑	6 8 ↑	5 7 ↑	3 7 ↑	3 6 ↑	3 7 ↑	5 7 ↑	5 9 ↑	6 10 ↑	6 12 ↑	8 13 ↑	8 14 ↑	9 14 ↑	9 15 ↑	10 15 ↑	10 15 ↑	9 13 ↑	8 13 ↑	8 12 ↑
Houston Pilots H - Morgans Point	8 12 ↑	8 10 ↑	7 10 ↑	7 10 ↑	6 9 ↑	6 9 ↑	6 8 ↑	5 7 ↑	5 7 ↑	3 7 ↑	3 7 ↑	5 7 ↑	6 9 ↑	6 10 ↑	7 12 ↑	8 13 ↑	8 14 ↑	9 15 ↑	10 15 ↑	10 15 ↑	10 15 ↑	9 13 ↑	8 13 ↑	8 12 ↑
Houston Pilots G - 75/76	9 13 ↑	8 13 ↑	8 13 ↑	8 12 ↑	8 12 ↑	8 10 ↑	7 10 ↑	6 9 ↑	6 9 ↑	6 8 ↑	5 8 ↑	6 8 ↑	6 10 ↑	6 12 ↑	7 13 ↑	8 14 ↑	8 15 ↑	10 15 ↑	10 16 ↑	10 16 ↑	10 16 ↑	10 14 ↑	9 14 ↑	9 13 ↑
Houston Pilots F - 63/64	9 13 ↑	9 13 ↑	8 13 ↑	8 12 ↑	8 12 ↑	8 12 ↑	7 10 ↑	6 9 ↑	6 9 ↑	6 8 ↑	6 8 ↑	6 10 ↑	6 13 ↑	7 13 ↑	8 14 ↑	8 15 ↑	10 15 ↑	10 16 ↑	10 16 ↑	10 15 ↑	10 15 ↑	10 14 ↑	9 14 ↑	9 13 ↑
Houston Pilots E - 51/52	9 13 ↑	9 13 ↑	9 13 ↑	8 13 ↑	8 13 ↑	8 12 ↑	8 12 ↑	7 10 ↑	6 10 ↑	6 9 ↑	6 9 ↑	7 10 ↑	7 13 ↑	8 13 ↑	8 14 ↑	8 15 ↑	9 15 ↑	9 15 ↑	10 15 ↑	10 15 ↑	10 15 ↑	9 13 ↑	9 14 ↑	9 13 ↑
Houston Pilots D - 37/38	9 13 ↑	9 13 ↑	9 13 ↑	8 13 ↑	8 13 ↑	8 12 ↑	8 12 ↑	7 10 ↑	6 10 ↑	6 9 ↑	6 9 ↑	7 12 ↑	7 13 ↑	8 13 ↑	8 14 ↑	8 15 ↑	9 15 ↑	9 15 ↑	10 15 ↑	10 15 ↑	10 15 ↑	9 13 ↑	9 14 ↑	9 13 ↑
Houston Pilots C - 25/26	9 13 ↑	8 13 ↑	9 13 ↑	8 13 ↑	8 13 ↑	8 12 ↑	8 12 ↑	7 10 ↑	6 10 ↑	6 9 ↑	6 9 ↑	7 10 ↑	7 13 ↑	8 13 ↑	8 12 ↑	8 13 ↑	8 14 ↑	8 14 ↑	9 13 ↑	9 13 ↑	9 13 ↑	8 13 ↑	8 13 ↑	8 13 ↑
Houston Pilots B - 11/12	8 12 ↑	8 13 ↑	8 13 ↑	8 12 ↑	7 13 ↑	7 12 ↑	7 12 ↑	6 10 ↑	6 10 ↑	6 9 ↑	6 9 ↑	6 9 ↑	6 10 ↑	7 12 ↑	7 12 ↑	7 12 ↑	8 13 ↑	8 13 ↑	8 13 ↑	8 13 ↑	8 13 ↑	8 13 ↑	8 13 ↑	8 13 ↑
Houston Pilots A - 1 & 2 Bravo	9 14 ↑	9 14 ↑	10 14 ↑	9 14 ↑	9 14 ↑	9 14 ↑	8 13 ↑	8 12 ↑	8 12 ↑	7 10 ↑	6 9 ↑	6 9 ↑	6 9 ↑	6 10 ↑	6 10 ↑	7 10 ↑	7 10 ↑	8 13 ↑	8 13 ↑	8 13 ↑	9 13 ↑	9 13 ↑	9 14 ↑	9 14 ↑

NOTE: This is automated data that may/may not agree with the official BAM thinking that's found on the daily slides.
This data should be used as a guide only.

Houston Pilots: TUE. 6/10/2025

Forecast Discussion

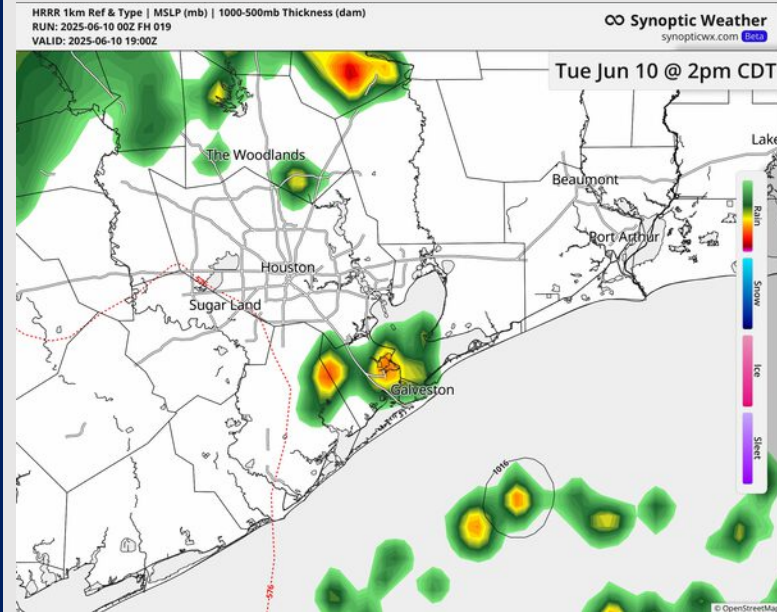
Precip: Favoring hit/miss showers and storms in play for all Stations from 12 PM to 8 PM. **Some storms can potentially become severe, with lightning, large hail and wind gusts of 35-50 kts in play.**

Wind: Winds will generally be out of the S through today. **N of Morgan's Point:** Winds will be at 3 – 8 kts. **S of Morgan's Point:** Winds will be at 5 – 10 kts, increasing to 10 – 15 kts after 1PM.

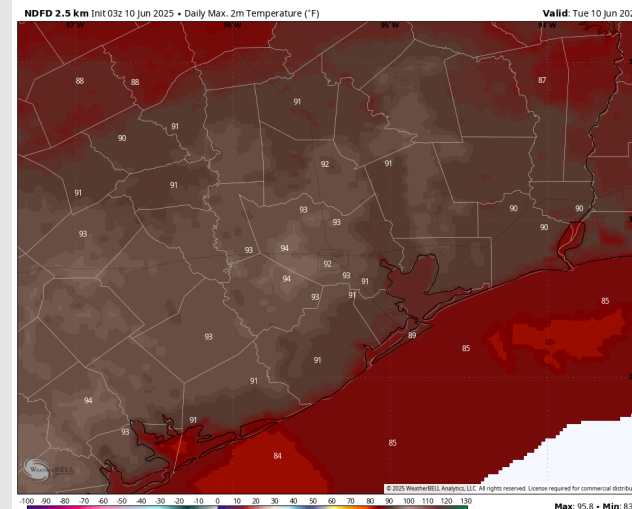
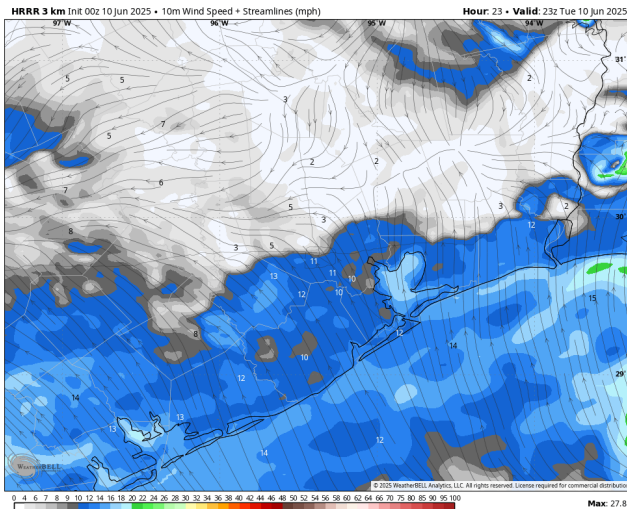
High Temps: **N of Morgan's Point:** Low 90s F. **S of Morgan's Point:** Upper 80s F.

Visibility: No fog concerns for today, however visibilities may be reduced under heavy downpours.

Precip Image: 2 PM CT



Wind Speed:
6 PM CT



High Temps
Today

Houston Pilots: WED. 6/11/2025

Forecast Discussion

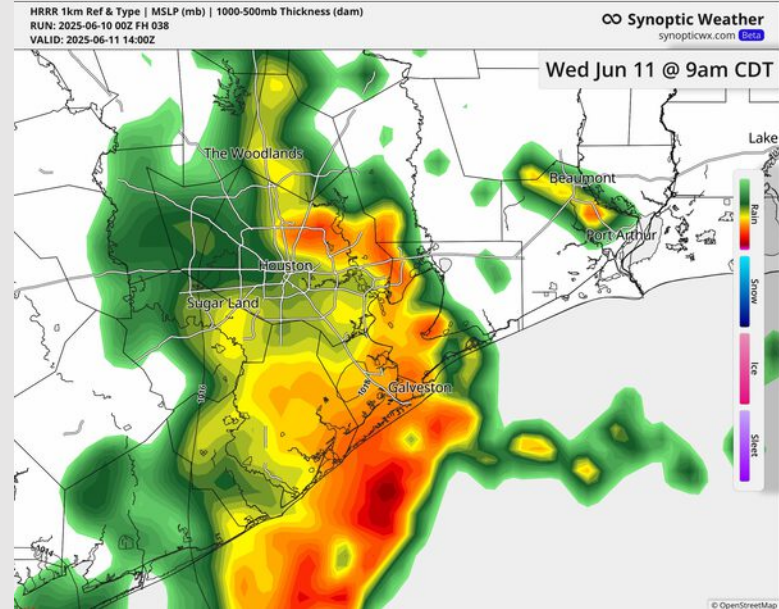
Precip: Scattered showers and storms in play for all Stations between 4AM and 3 PM. **Some storms can potentially become severe, with lightning, large hail and wind gusts of 35-50 kts in play.**

Wind: Winds will be out of the SSE. **N of Morgan's Point:** Winds will be at 3 – 8 kts. **S of Morgan's Point:** Winds will be at 5 – 10 kts throughout the day. **Non-thunderstorm wind gusts of 20 kts will be possible for all stations after 12 PM.**

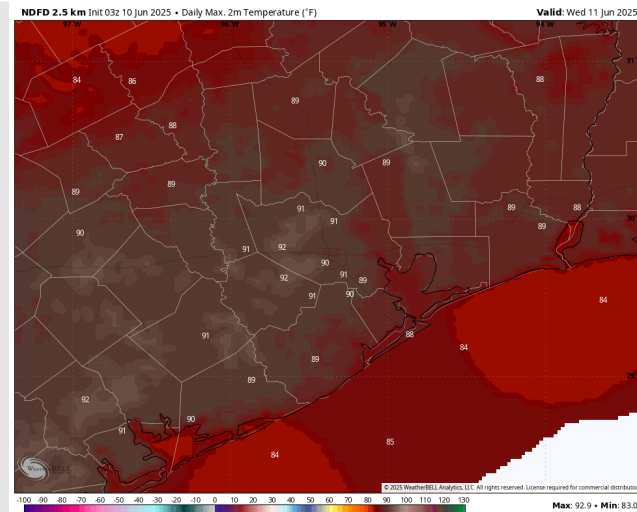
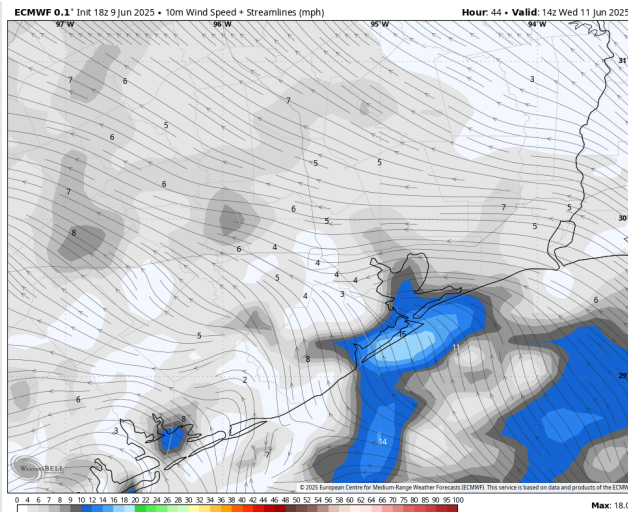
High Temps: **N of Morgan's Point:** Near 90 F. **S of Morgan's Point:** High 80s F.

Visibility: No fog concerns for Wednesday, however visibilities may be reduced under heavy downpours.

Precip Image: 9 AM CT



Wind Speed
9 AM CT



High Temps
Wednesday

Houston Pilots: THU. 6/12/2025

Forecast Discussion

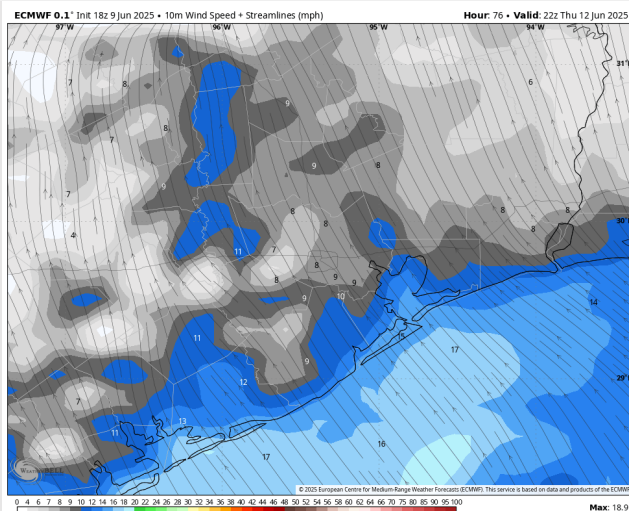
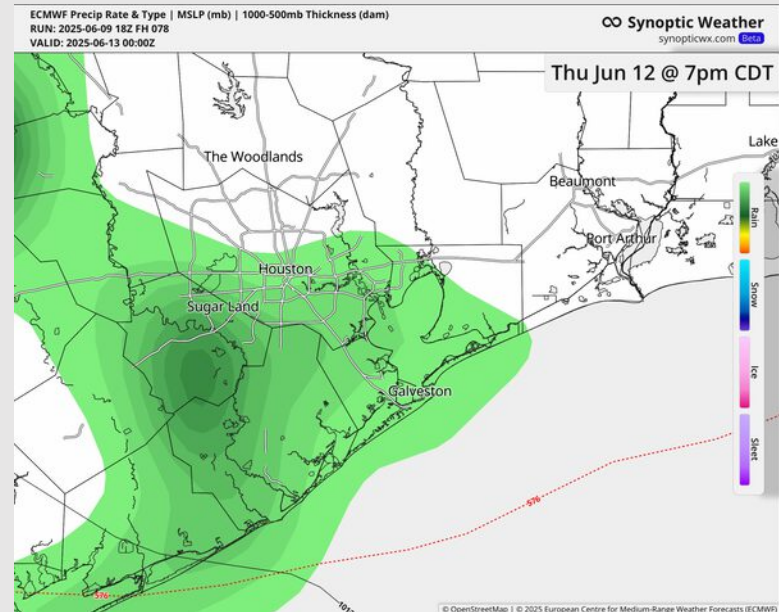
Precip: Scattered showers and storms in play for all Stations after 7 AM. Some storms will be stronger in nature, including risks for lightning, small hail and wind gusts of 35-40 kts.

Wind: Winds will be out of the S/SE throughout Thursday. **N of Morgan's Point:** Winds will be at 3 – 8 kts. **S of Morgan's Point:** Winds will be at 8. - 13 kts. **Non-thunderstorm wind gusts of 20 kts will be possible for all Stations on Thursday.**

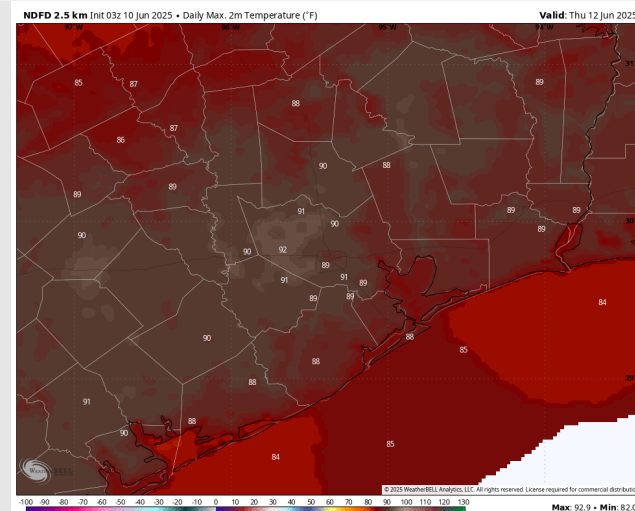
High Temps: **N of Morgan's Point:** Near 90 F. **S of Morgan's Point:** Upper 80s F.

Visibility: No fog concerns for Thursday, however, visibility may be reduced under heavy downpours.

Precip Image: 7 PM CT



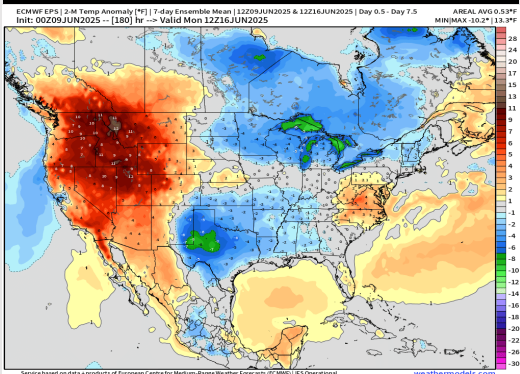
Wind Speed:
5 PM CT



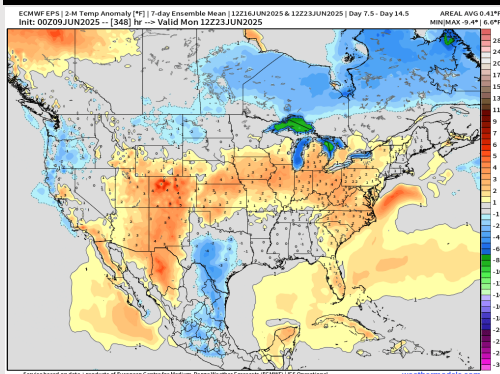
High Temps
Thursday

Houston Pilots: 6/10/25

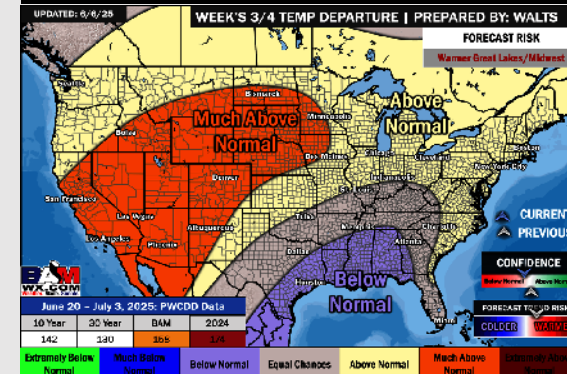
Next 7 Day Temperature Departure



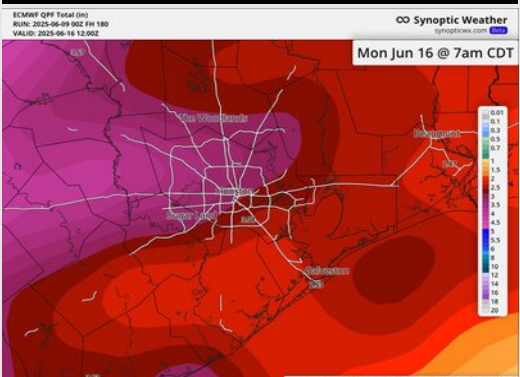
8-14 Day Temperature Departure



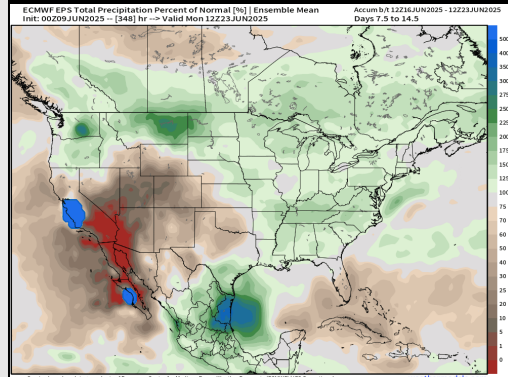
15-30 Day Temperature Departure



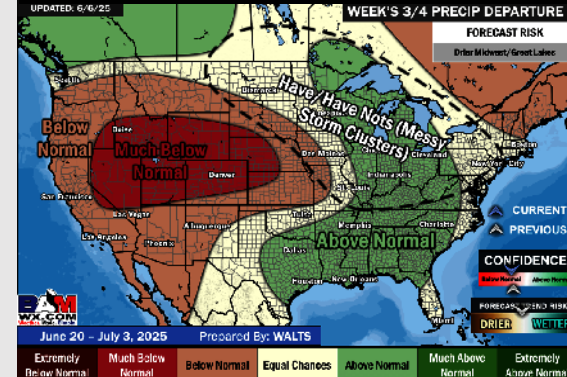
Next 7 Day Total Precipitation



8-14 Day % of Average Precip.



15-30 Day % of Average Precip.



- Temps are expected to be slightly below normal the next 7 days. Scattered rain chances expected, with heavier/widespread rain chances mid-week and into the weekend.
- Near to slightly below normal temps and near to above normal rainfall is favored for days 8 – 14.
- Below normal temperatures are favored late June into early July along with above normal rainfall chances.