

Houston Pilots Forecast Package



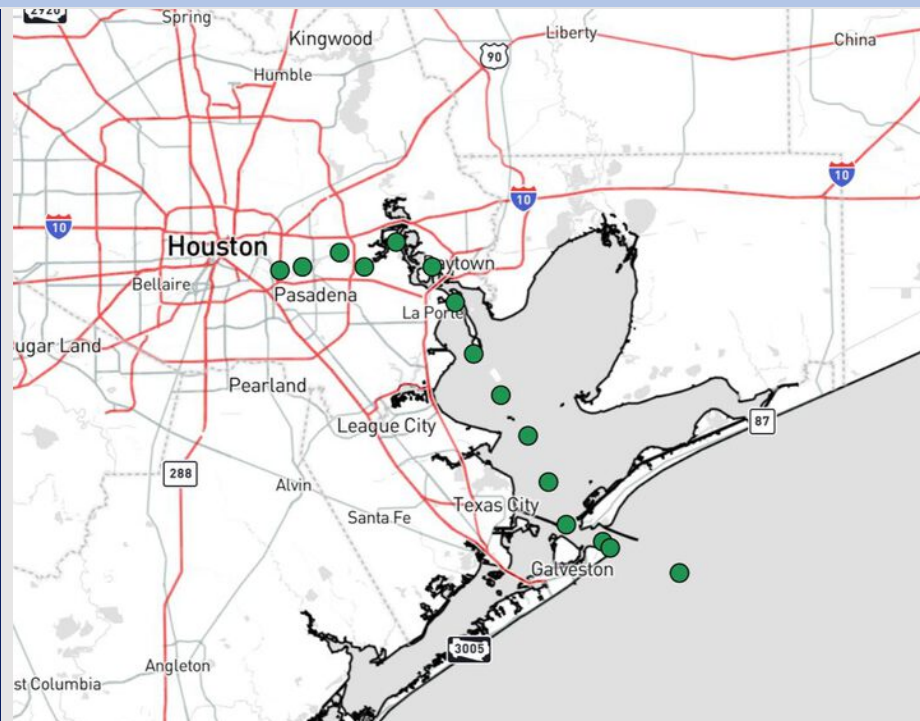
Updated: 12:15 PM CT

Saturday, June 7, 2025

Forecaster: Jonathan Kipper

Weather Headlines

- Wave heights at the Boarding Station are expected to increase to 3 – 4' through MON.
- Non-thunderstorm wind gusts of 20 – 25 kts will be possible for ALL stations Sunday and into Monday S of Morgan's Point.



Current Radar: 12:10 PM CT

As always, please do not hesitate to reach out to us with any forecast questions at (317)-560-8122. Press 1 for forecast questions.

You can also access real-time forecast updates and 24/7 meteorological chat assistance on your [Clarity](#) app. Click [here](#) for login assistance.



Houston Pilots Visibility Chart (miles)



Visibility	Sat 1 pm	Sat 2 pm	Sat 3 pm	Sat 4 pm	Sat 5 pm	Sat 6 pm	Sat 7 pm	Sat 8 pm	Sat 9 pm	Sat 10 pm	Sat 11 pm	Sun 12 am	Sun 1 am	Sun 2 am	Sun 3 am	Sun 4 am	Sun 5 am	Sun 6 am	Sun 7 am	Sun 8 am	Sun 9 am	Sun 10 am	Sun 11 am	Sun 12 pm
Houston Pilots N - 610 Bridge	10	10	10	10	10	10	10	10	10	10	10	10	10	10	10	10	10	10	10	9	10	10	10	10
Houston Pilots M - Kinder 1	10	10	10	10	10	10	10	10	10	10	10	10	10	10	10	10	10	10	10	9	10	10	10	10
Houston Pilots L - Greens Bayou	10	10	10	10	10	10	10	10	10	10	10	10	10	10	10	10	10	10	10	9	10	10	10	10
Houston Pilots K - Shell Crude	10	10	10	10	10	10	10	10	10	10	10	10	10	10	10	10	10	10	10	9	10	10	10	10
Houston Pilots J - Lynchburg Ferries	10	10	10	10	10	10	10	10	10	10	10	10	10	10	10	10	10	10	10	9	9	10	10	10
Houston Pilots I - Exxon 3	10	10	10	10	10	10	10	10	10	10	10	10	10	10	10	10	10	10	10	9	9	10	10	10
Houston Pilots H - Morgans Point	10	10	10	10	10	10	10	10	10	10	10	10	10	10	10	10	10	10	10	9	9	10	10	10
Houston Pilots G - 75/76	10	10	10	10	10	10	10	10	10	10	10	10	10	10	10	10	10	10	10	9	9	10	10	10
Houston Pilots F - 63/64	10	10	10	10	10	10	10	10	10	10	10	10	10	10	10	10	10	10	10	9	9	10	10	10
Houston Pilots E - 51/52	10	10	10	10	10	10	10	10	10	10	10	10	10	10	10	10	10	10	10	9	7.9	10	10	10
Houston Pilots D - 37/38	10	10	10	10	10	10	10	10	10	10	10	10	10	10	10	10	10	10	10	9	7.9	10	10	10
Houston Pilots C - 25/26	10	10	10	10	10	10	10	10	10	10	10	10	10	10	10	10	10	10	10	10	7.9	10	10	10
Houston Pilots B - 11/12	10	10	10	10	10	10	10	10	10	10	10	10	10	10	10	10	10	10	10	9	6.9	10	10	10
Houston Pilots A - 1 & 2 Bravo	10	10	10	10	10	10	10	10	10	10	10	10	10	10	10	10	10	10	10	6.9	6.9	7.9	9	10

NOTE: This is automated data that may/may not agree with the official BAM thinking that's found on the daily slides or special visibility report slides. This data should be used as a guide only

Houston Pilots Wind Chart



Sustained Wind 10 Knots
Gusts 15 Knots
Wind from the SE



Wind	Sat 1 pm	Sat 2 pm	Sat 3 pm	Sat 4 pm	Sat 5 pm	Sat 6 pm	Sat 7 pm	Sat 8 pm	Sat 9 pm	Sat 10 pm	Sat 11 pm	Sun 12 am	Sun 1 am	Sun 2 am	Sun 3 am	Sun 4 am	Sun 5 am	Sun 6 am	Sun 7 am	Sun 8 am	Sun 9 am	Sun 10 am	Sun 11 am	Sun 12 pm
Houston Pilots N - 610 Bridge	9 18 ↑	10 20 ↑	10 21 ↑	12 22 ↑	12 23 ↑	12 23 ↑	13 23 ↑	13 23 ↑	12 22 ↑	10 21 ↑	10 21 ↑	9 20 ↑	8 18 ↑	8 17 ↑	7 15 ↑	7 15 ↑	6 15 ↑	6 14 ↑	6 13 ↑	6 13 ↑	6 14 ↑	7 14 ↑	8 15 ↑	8 16 ↑
Houston Pilots M - Kinder 1	9 18 ↑	10 20 ↑	10 21 ↑	12 22 ↑	12 23 ↑	12 23 ↑	13 23 ↑	13 23 ↑	12 22 ↑	10 21 ↑	10 21 ↑	9 20 ↑	8 17 ↑	8 17 ↑	7 15 ↑	7 15 ↑	6 14 ↑	6 14 ↑	6 13 ↑	6 13 ↑	6 14 ↑	7 14 ↑	8 15 ↑	8 16 ↑
Houston Pilots L - Greens Bayou	9 18 ↑	10 20 ↑	10 21 ↑	12 22 ↑	12 22 ↑	13 23 ↑	13 23 ↑	12 23 ↑	10 22 ↑	10 21 ↑	10 20 ↑	9 18 ↑	8 17 ↑	8 16 ↑	7 15 ↑	6 15 ↑	6 14 ↑	6 14 ↑	6 13 ↑	6 12 ↑	6 13 ↑	7 14 ↑	8 15 ↑	8 16 ↑
Houston Pilots K - Shell Crude	9 18 ↑	10 20 ↑	10 21 ↑	12 22 ↑	12 22 ↑	13 23 ↑	13 23 ↑	12 22 ↑	10 21 ↑	10 20 ↑	10 20 ↑	9 18 ↑	8 17 ↑	8 16 ↑	7 15 ↑	7 15 ↑	6 14 ↑	6 14 ↑	6 13 ↑	6 12 ↑	6 13 ↑	7 14 ↑	8 15 ↑	8 16 ↑
Houston Pilots J - Lynchburg Ferries	9 18 ↑	10 20 ↑	10 21 ↑	12 22 ↑	12 22 ↑	13 23 ↑	13 23 ↑	12 22 ↑	10 21 ↑	10 20 ↑	10 20 ↑	9 18 ↑	8 17 ↑	8 16 ↑	7 15 ↑	6 14 ↑	6 14 ↑	6 13 ↑	6 13 ↑	6 12 ↑	6 13 ↑	7 14 ↑	8 15 ↑	8 16 ↑
Houston Pilots I - Exxon 3	12 20 ↑	13 20 ↑	13 22 ↑	14 23 ↑	15 23 ↑	16 24 ↑	16 24 ↑	15 23 ↑	15 23 ↑	15 22 ↑	15 21 ↑	14 21 ↑	13 20 ↑	13 18 ↑	12 17 ↑	10 16 ↑	10 15 ↑	10 15 ↑	9 14 ↑	9 14 ↑	9 15 ↑	9 15 ↑	10 15 ↑	10 17 ↑
Houston Pilots H - Morgans Point	12 20 ↑	13 21 ↑	13 22 ↑	14 23 ↑	15 23 ↑	16 24 ↑	15 24 ↑	15 23 ↑	15 22 ↑	15 21 ↑	15 21 ↑	14 21 ↑	13 20 ↑	13 18 ↑	12 17 ↑	10 16 ↑	10 15 ↑	10 15 ↑	9 14 ↑	9 14 ↑	9 15 ↑	9 15 ↑	10 15 ↑	10 17 ↑
Houston Pilots G - 75/76	13 21 ↑	13 22 ↑	14 23 ↑	15 24 ↑	16 25 ↑	16 25 ↑	17 25 ↑	16 24 ↑	16 23 ↑	16 23 ↑	16 23 ↑	15 23 ↑	15 22 ↑	15 21 ↑	15 20 ↑	14 18 ↑	13 17 ↑	13 17 ↑	12 16 ↑	10 16 ↑	10 16 ↑	10 16 ↑	10 16 ↑	10 17 ↑
Houston Pilots F - 63/64	13 21 ↑	13 22 ↑	14 22 ↑	15 24 ↑	16 24 ↑	16 25 ↑	16 24 ↑	16 23 ↑	16 23 ↑	15 23 ↑	15 22 ↑	15 22 ↑	15 22 ↑	15 21 ↑	15 20 ↑	14 18 ↑	13 17 ↑	13 17 ↑	13 16 ↑	12 16 ↑	10 16 ↑	10 16 ↑	10 16 ↑	10 17 ↑
Houston Pilots E - 51/52	13 22 ↑	14 22 ↑	14 22 ↑	15 24 ↑	16 24 ↑	16 24 ↑	16 23 ↑	16 23 ↑	16 23 ↑	16 23 ↑	16 23 ↑	16 23 ↑	15 23 ↑	15 22 ↑	15 22 ↑	15 21 ↑	14 20 ↑	13 18 ↑	13 17 ↑	13 17 ↑	12 17 ↑	12 17 ↑	12 17 ↑	13 20 ↑
Houston Pilots D - 37/38	13 22 ↑	14 22 ↑	14 22 ↑	15 23 ↑	16 23 ↑	16 24 ↑	16 23 ↑	16 23 ↑	16 22 ↑	16 22 ↑	16 22 ↑	16 23 ↑	16 23 ↑	15 23 ↑	15 23 ↑	15 22 ↑	15 21 ↑	14 18 ↑	13 17 ↑	13 17 ↑	13 17 ↑	13 17 ↑	13 18 ↑	13 20 ↑
Houston Pilots C - 25/26	13 21 ↑	13 21 ↑	14 22 ↑	15 22 ↑	16 22 ↑	16 23 ↑	16 22 ↑	16 22 ↑	16 22 ↑	16 22 ↑	16 22 ↑	15 22 ↑	15 22 ↑	15 22 ↑	15 22 ↑	14 21 ↑	14 20 ↑	13 18 ↑	13 17 ↑	13 17 ↑	13 17 ↑	13 17 ↑	13 18 ↑	13 20 ↑
Houston Pilots B - 11/12	13 20 ↑	13 20 ↑	13 21 ↑	14 21 ↑	14 21 ↑	14 21 ↑	14 21 ↑	13 21 ↑	13 21 ↑	14 21 ↑	14 21 ↑	14 21 ↑	14 22 ↑	14 21 ↑	13 21 ↑	13 21 ↑	13 20 ↑	13 18 ↑	12 17 ↑	10 17 ↑	10 17 ↑	12 17 ↑	12 17 ↑	13 18 ↑
Houston Pilots A - 1 & 2 Bravo	13 20 ↑	13 18 ↑	13 20 ↑	14 20 ↑	14 21 ↑	14 21 ↑	14 21 ↑	15 21 ↑	15 22 ↑	15 22 ↑	16 23 ↑	16 23 ↑	16 24 ↑	16 24 ↑	16 23 ↑	15 23 ↑	15 22 ↑	15 21 ↑	14 20 ↑	13 18 ↑	13 18 ↑	13 18 ↑	13 18 ↑	13 18 ↑

NOTE: This is automated data that may/may not agree with the official BAM thinking that's found on the daily slides.
This data should be used as a guide only.

Houston Pilots: SAT. 6/7/2025

Forecast Discussion

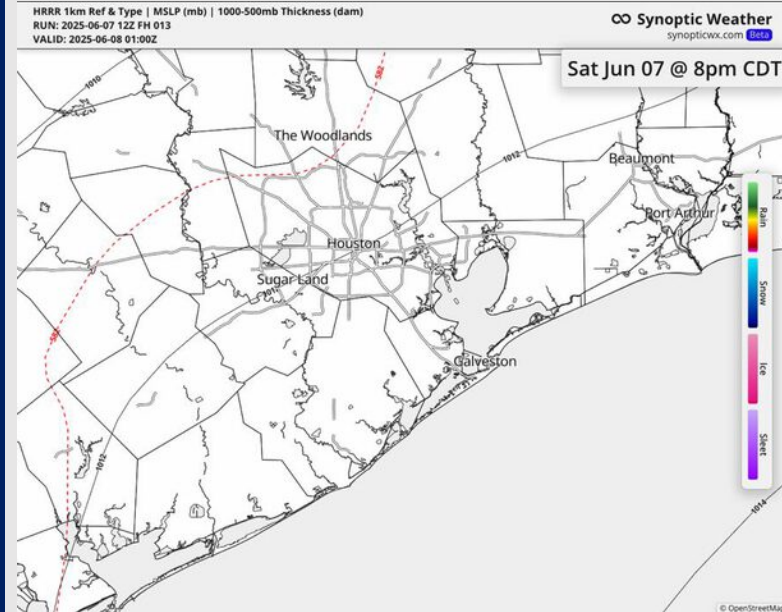
Precip: Favoring dry conditions for the rest of the day.

Wind: Winds will be out of the S/SW for the remainder of the day. **N of Morgan's Point:** Winds will be at 7 - 13 kts. **S of Morgan's Point:** Winds will be at 12 - 17 kts.

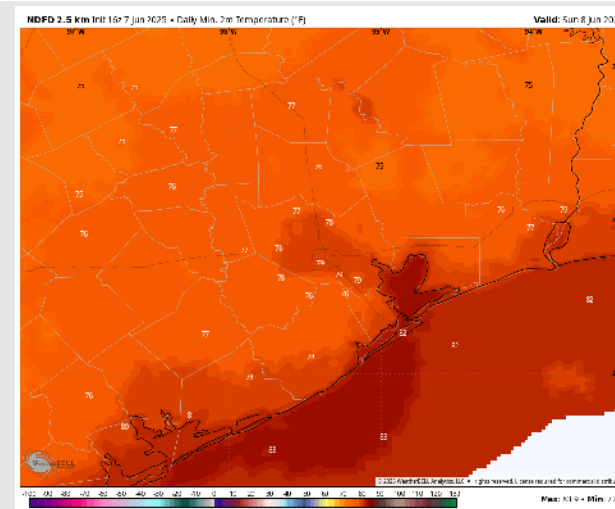
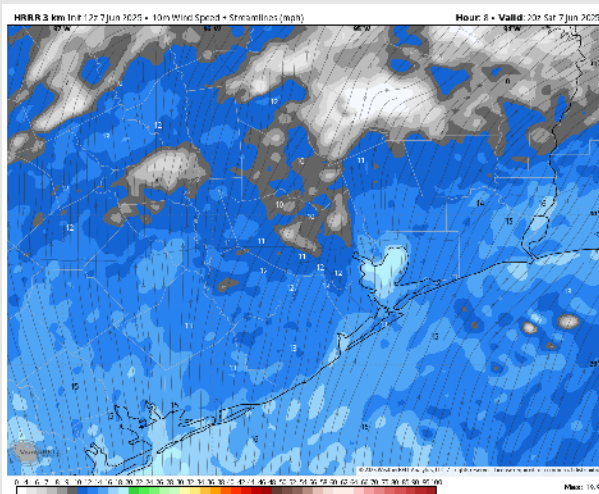
Low Temps: **N of Morgan's Point:** Upper 70s F. **S of Morgan's Point:** Low 80s F.

Visibility: No visibility concerns for the rest of today.

Precip Image: 8 PM CT



Wind Speed:
3 PM CT



Low Temps
SUN AM

Houston Pilots: SUN. 6/8/2025

Forecast Discussion

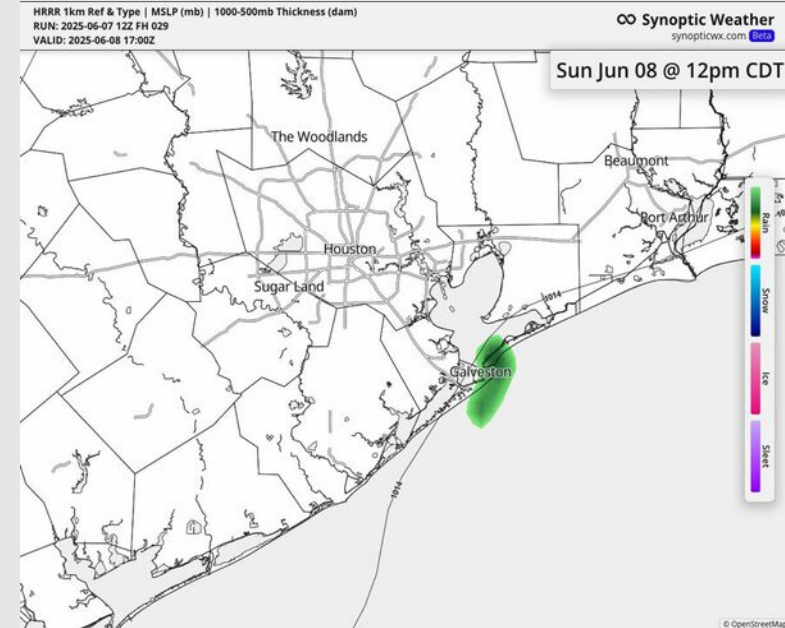
Precip: Isolated showers will be possible from 11 AM to 2 PM for locations S of Morgan's Point. Dry conditions favored outside of this window.

Wind: Winds will be out of the S/SW Sunday. **N of Morgan's Point:** Winds will be at 4-8 kts through 8 AM before increasing to 7 – 12 kts the rest of Sunday. **S of Morgan's Point:** Winds will be at 12 - 17kts throughout the entire day. **Wind gusts of 20 – 25 kts will be possible for ALL stations after 6 AM Sunday.**

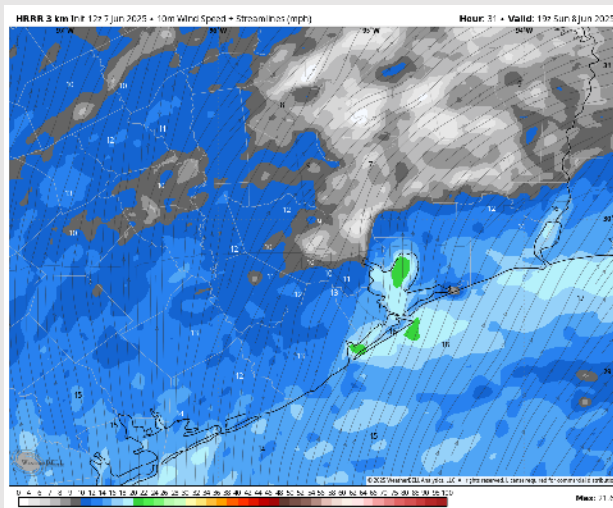
High Temps: **N of Morgan's Point:** Mid 90s F. **S of Morgan's Point:** High 80s F.

Visibility: No visibility concerns Sunday.

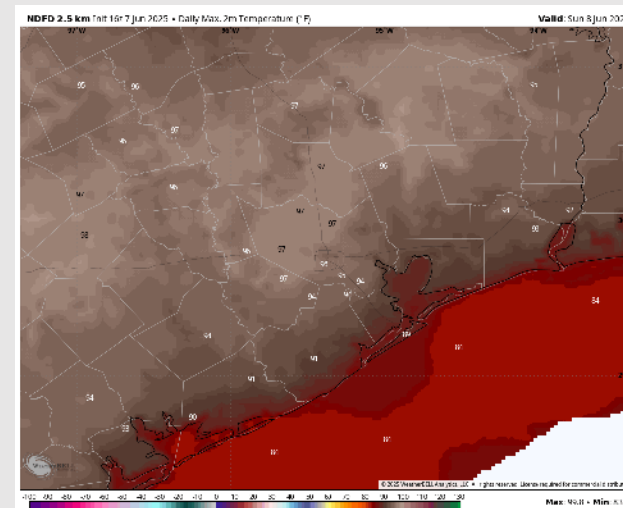
Precip Image: 2 PM CT



Wind Speed
2 PM CT



High Temps
Sunday



Houston Pilots: MON. 6/9/2025

Forecast Discussion

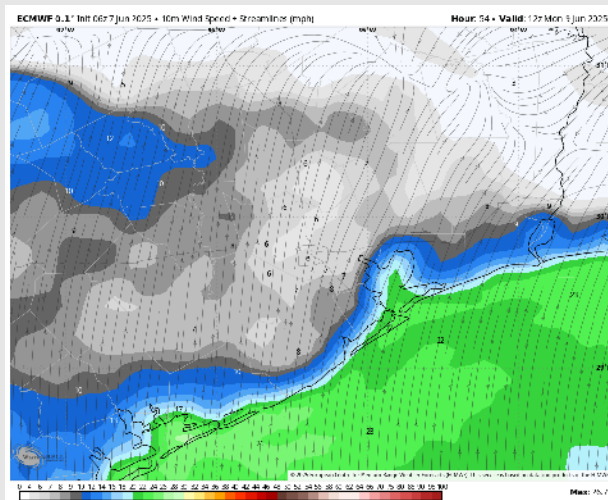
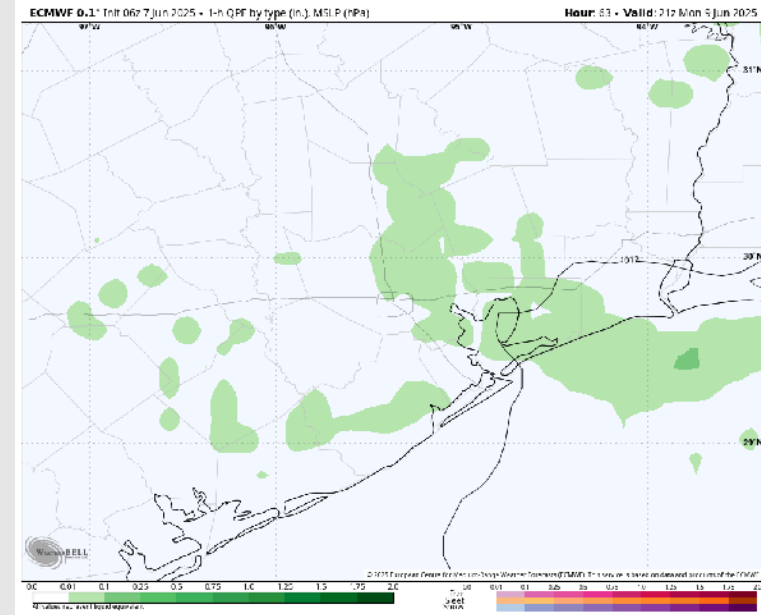
Precip: Scattered showers and storms will be possible across the area from 10 AM through 6 PM Monday, with dry conditions favored beyond 6 PM CT.

Wind: Winds will be out of the S/SW Monday. **N of Morgan's Point:** Winds will be at 5 – 10 kts. **S of Morgan's Point:** Winds will be at 16 – 21 kts through 10 AM CT MON before decreasing to 12 – 17 kts for the rest of the day MON. **Wind gusts of 24 – 29 kts will be possible S of Morgan's Point through 10 AM MON.**

High Temps: **N of Morgan's Point:** Mid 90s F. **S of Morgan's Point:** Upper 80s F.

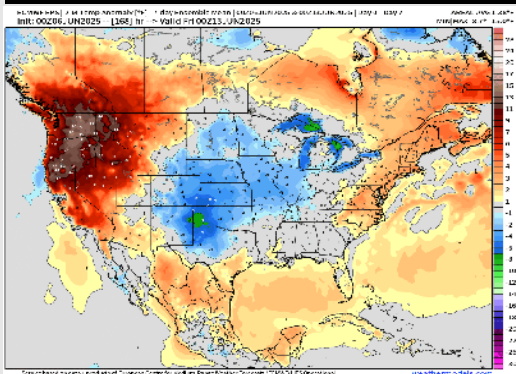
Visibility: No visibility concerns Monday.

Precip Image: 10AM CT

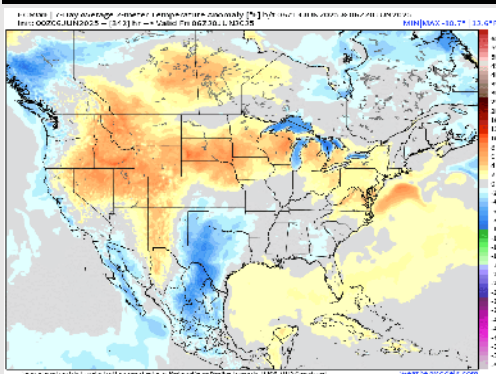


Houston Pilots: 6/7/25

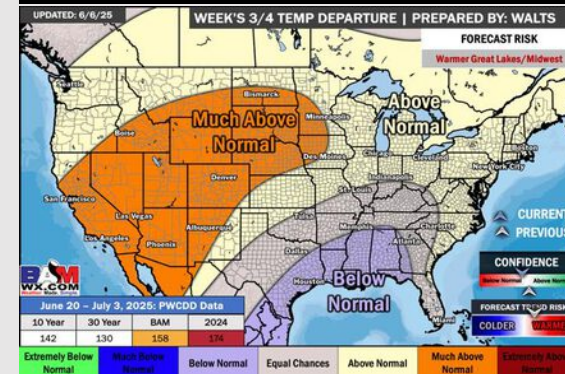
Next 7 Day Temperature Departure



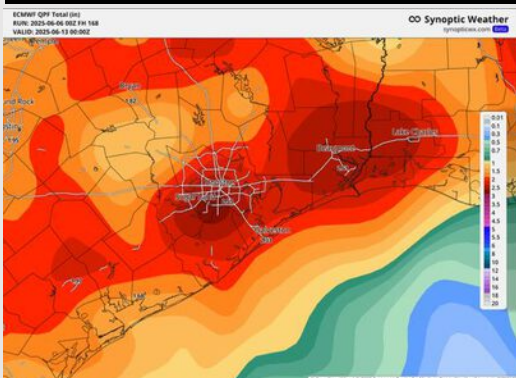
8-14 Day Temperature Departure



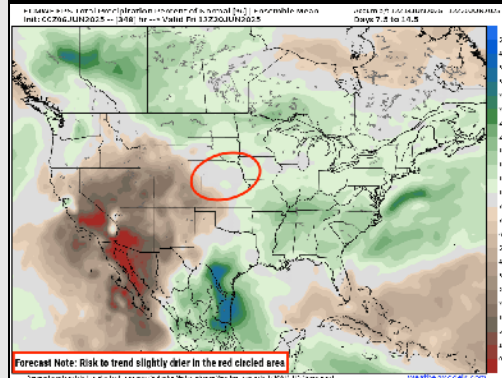
15-30 Day Temperature Departure



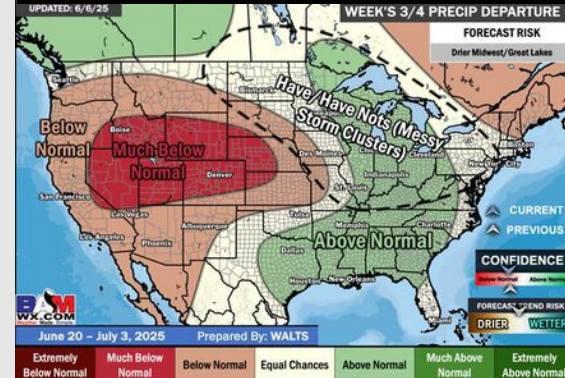
Next 7 Day Total Precipitation



8-14 Day % of Average Precip.



15-30 Day % of Average Precip.



- Temps are expected to be slightly above normal the next 7 days. Isolated rain chances over the weekend, with heavier/widespread rain chances early next week.
- Near to slightly below normal temps and near to slightly above normal rainfall is favored for days 8 – 14.
- Below normal temperatures are favored late June into early July along with above normal rainfall chances.