

Houston Pilots Forecast Package

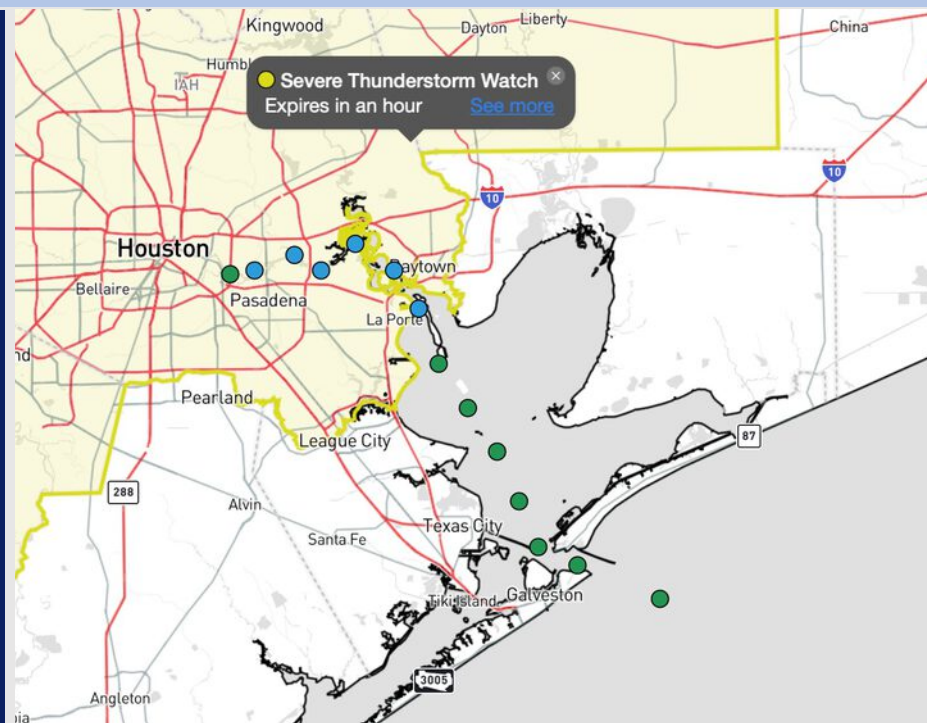


Updated: 9:00 PM CT
Sunday, June 1, 2025

Forecaster: Tyler Riggles

Weather Headlines

- Only low-end rain chances favored over the next 72 hours, with majority of coverage missing Stations until Wednesday.
- Wind gusts of 20 – 25 MPH will be possible on Tuesday.



Current Radar: 8:30 PM CT

As always, please do not hesitate to reach out to us with any forecast questions at (317)-560-8122. Press 1 for forecast questions.

You can also access real-time forecast updates and 24/7 meteorological chat assistance on your [Clarity](#) app. Click [here](#) for login assistance.



Houston Pilots Visibility Chart (miles)



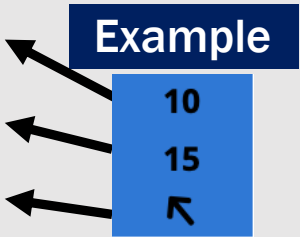
Visibility	Sun 10 pm	Sun 11 pm	Mon 12 am	Mon 1 am	Mon 2 am	Mon 3 am	Mon 4 am	Mon 5 am	Mon 6 am	Mon 7 am	Mon 8 am	Mon 9 am	Mon 10 am	Mon 11 am	Mon 12 pm	Mon 1 pm	Mon 2 pm	Mon 3 pm	Mon 4 pm	Mon 5 pm	Mon 6 pm	Mon 7 pm	Mon 8 pm	Mon 9 pm
Houston Pilots N - 610 Bridge	10	10	10	10	10	10	10	10	9	7.9	5.9	10	10	10	10	10	10	10	10	10	10	10	10	10
Houston Pilots M - Kinder 1	10	10	10	10	10	10	10	10	9	7.9	6.9	10	10	10	10	10	10	10	10	10	10	10	10	10
Houston Pilots L - Greens Bayou	10	10	10	10	10	10	10	10	9	9	5.9	10	10	10	10	10	10	10	10	10	10	10	10	10
Houston Pilots K - Shell Crude	10	10	10	10	10	10	10	10	9	9	6.9	10	10	10	10	10	10	10	10	10	10	10	10	10
Houston Pilots J - Lynchburg Ferries	10	10	10	10	10	10	10	10	7.9	9	5.9	10	10	10	10	10	10	10	10	10	10	10	10	10
Houston Pilots I - Exxon 3	10	10	10	10	10	10	10	10	7.9	10	6.9	10	10	10	10	10	10	10	10	10	10	10	10	10
Houston Pilots H - Morgans Point	10	10	10	10	10	10	10	10	10	10	6.9	10	10	10	10	10	10	10	10	10	10	10	10	10
Houston Pilots G - 75/76	10	10	10	10	10	10	10	10	10	10	9	10	10	10	10	10	10	10	10	10	10	10	10	10
Houston Pilots F - 63/64	10	10	10	10	10	10	10	10	10	10	9	10	10	10	10	10	10	10	10	10	10	10	10	10
Houston Pilots E - 51/52	10	10	10	10	10	10	10	10	10	10	9	10	10	10	10	10	10	10	10	10	10	10	10	10
Houston Pilots D - 37/38	10	10	10	10	10	10	10	10	10	10	10	10	10	10	10	10	10	10	10	10	10	10	10	10
Houston Pilots C - 25/26	10	10	10	10	10	10	10	10	10	10	10	10	10	10	10	10	10	10	10	10	10	10	10	10
Houston Pilots B - 11/12	10	10	10	10	10	10	10	10	10	10	10	10	10	10	10	10	10	10	10	10	10	10	10	10
Houston Pilots A - 1 & 2 Bravo	10	10	10	10	10	10	10	10	10	10	9	10	10	10	10	10	10	10	10	10	10	10	10	10

NOTE: This is automated data that may/may not agree with the official BAM thinking that's found on the daily slides or special visibility report slides. This data should be used as a guide only

Houston Pilots Wind Chart



Sustained Wind 10 Knots
Gusts 15 Knots
Wind from the SE



Wind	Sun 10 pm	Sun 11 pm	Mon 12 am	Mon 1 am	Mon 2 am	Mon 3 am	Mon 4 am	Mon 5 am	Mon 6 am	Mon 7 am	Mon 8 am	Mon 9 am	Mon 10 am	Mon 11 am	Mon 12 pm	Mon 1 pm	Mon 2 pm	Mon 3 pm	Mon 4 pm	Mon 5 pm	Mon 6 pm	Mon 7 pm	Mon 8 pm	Mon 9 pm
Houston Pilots N - 610 Bridge	7 13 ↑	6 12 ↑	6 10 ↑	5 9 ↑	3 8 ↑	3 7 ↑	3 6 ↑	3 7 ↑	2 5 ↖	2 5 ↖	2 6 ↖	3 7 ↖	3 7 ↖	6 9 ↖	13 16 ↖	8 15 ↖	9 17 ↖	9 18 ↖	10 20 ↖	10 21 ↖	10 22 ↖	10 21 ↖	10 21 ↖	10 20 ↖
Houston Pilots M - Kinder 1	7 13 ↑	6 12 ↑	6 10 ↑	5 9 ↑	3 8 ↑	3 7 ↑	3 6 ↑	3 6 ↑	2 5 ↖	2 5 ↖	2 6 ↖	3 7 ↖	3 7 ↖	5 9 ↖	7 13 ↖	8 15 ↖	9 17 ↖	9 18 ↖	10 20 ↖	10 21 ↖	10 22 ↖	10 21 ↖	10 21 ↖	9 20 ↖
Houston Pilots L - Greens Bayou	6 12 ↑	6 12 ↑	5 9 ↑	3 8 ↑	3 8 ↑	3 6 ↑	3 6 ↑	2 6 ↖	2 5 ↖	2 5 ↖	2 6 ↖	3 7 ↖	3 7 ↖	5 9 ↖	7 13 ↖	8 15 ↖	9 17 ↖	10 18 ↖	10 20 ↖	10 21 ↖	10 21 ↖	10 20 ↖	10 20 ↖	9 18 ↖
Houston Pilots K - Shell Crude	6 12 ↑	6 12 ↑	5 9 ↑	3 8 ↑	3 7 ↑	3 6 ↑	3 6 ↑	2 6 ↖	2 5 ↖	2 5 ↖	2 6 ↖	3 7 ↖	3 7 ↖	5 9 ↖	7 13 ↖	8 15 ↖	9 17 ↖	10 18 ↖	10 20 ↖	10 21 ↖	10 21 ↖	10 20 ↖	10 20 ↖	9 18 ↖
Houston Pilots J - Lynchburg Ferries	6 12 ↑	6 10 ↑	5 9 ↑	3 8 ↑	3 7 ↑	3 6 ↑	2 5 ↖	2 6 ↖	2 5 ↖	1 5 ↖	2 5 ↖	2 6 ↖	3 7 ↖	5 9 ↖	7 13 ↖	8 15 ↖	9 17 ↖	10 17 ↖	10 20 ↖	10 21 ↖	10 21 ↖	10 20 ↖	10 20 ↖	9 18 ↖
Houston Pilots I - Exxon 3	9 14 ↑	8 13 ↑	8 12 ↑	6 10 ↑	6 9 ↑	5 8 ↑	5 7 ↑	3 7 ↑	3 6 ↑	3 6 ↑	3 7 ↖	5 7 ↖	6 8 ↖	6 10 ↖	8 14 ↖	9 16 ↖	10 18 ↖	12 18 ↖	13 20 ↖	13 21 ↖	14 22 ↖	14 21 ↖	14 21 ↖	13 20 ↖
Houston Pilots H - Morgans Point	9 14 ↑	8 13 ↑	8 12 ↑	6 10 ↑	6 9 ↑	6 8 ↑	5 7 ↑	3 7 ↑	3 6 ↑	3 6 ↑	3 7 ↖	5 7 ↖	6 8 ↖	7 10 ↖	8 14 ↖	9 16 ↖	10 18 ↖	12 18 ↖	13 21 ↖	13 21 ↖	14 22 ↖	14 21 ↖	14 20 ↖	13 20 ↖
Houston Pilots G - 75/76	10 15 ↑	10 14 ↑	8 13 ↑	8 12 ↑	7 10 ↑	6 9 ↑	6 8 ↑	6 8 ↑	5 7 ↑	5 7 ↑	5 7 ↑	6 8 ↑	6 9 ↖	8 12 ↖	8 15 ↖	10 16 ↖	10 20 ↖	12 20 ↖	13 21 ↖	14 22 ↖	14 22 ↖	15 22 ↖	14 21 ↖	14 20 ↖
Houston Pilots F - 63/64	10 15 ↑	10 14 ↑	8 13 ↑	8 12 ↑	7 10 ↑	6 9 ↑	6 9 ↑	6 8 ↑	6 7 ↑	5 7 ↑	5 7 ↑	6 8 ↑	6 10 ↖	8 12 ↖	8 15 ↖	10 16 ↖	10 20 ↖	12 20 ↖	13 21 ↖	13 22 ↖	14 22 ↖	14 21 ↖	14 21 ↖	14 20 ↖
Houston Pilots E - 51/52	10 15 ↑	9 14 ↑	8 13 ↑	8 12 ↑	8 12 ↑	7 10 ↑	6 9 ↑	6 8 ↑	6 8 ↑	6 8 ↑	6 7 ↑	6 8 ↑	7 10 ↖	8 12 ↖	9 15 ↖	10 16 ↖	12 18 ↖	12 18 ↖	13 21 ↖	13 21 ↖	13 21 ↖	14 20 ↖	14 20 ↖	13 20 ↖
Houston Pilots D - 37/38	10 14 ↑	9 14 ↑	8 13 ↑	8 12 ↑	8 12 ↑	7 10 ↑	6 9 ↑	6 8 ↑	6 8 ↑	6 8 ↑	6 7 ↑	6 8 ↑	6 9 ↖	8 12 ↖	9 15 ↖	10 16 ↖	10 18 ↖	12 18 ↖	13 20 ↖	13 21 ↖	13 21 ↖	13 20 ↖	13 20 ↖	13 20 ↖
Houston Pilots C - 25/26	9 14 ↑	8 13 ↑	8 13 ↑	8 12 ↑	8 12 ↑	7 10 ↑	6 9 ↑	6 8 ↑	6 8 ↑	6 8 ↑	6 7 ↑	6 8 ↑	6 9 ↖	8 12 ↖	9 15 ↖	10 16 ↖	10 17 ↖	12 17 ↖	12 18 ↖	13 20 ↖	13 20 ↖	13 20 ↖	13 18 ↖	13 18 ↖
Houston Pilots B - 11/12	8 13 ↑	8 12 ↑	7 12 ↑	7 12 ↑	7 10 ↑	6 10 ↑	6 9 ↑	6 8 ↑	5 8 ↑	5 8 ↑	5 7 ↑	6 8 ↑	6 9 ↖	7 10 ↖	8 14 ↖	9 15 ↖	10 16 ↖	10 17 ↖	12 17 ↖	12 18 ↖	12 18 ↖	12 18 ↖	12 17 ↖	12 17 ↖
Houston Pilots A - 1 & 2 Bravo	9 14 ↑	9 14 ↑	8 13 ↑	8 13 ↑	8 13 ↑	8 12 ↑	7 10 ↑	7 9 ↑	6 9 ↑	6 9 ↑	6 8 ↑	6 9 ↑	7 10 ↖	8 12 ↖	8 14 ↖	9 15 ↖	10 16 ↖	10 16 ↖	10 16 ↖	12 17 ↖	13 18 ↖	13 18 ↖	13 18 ↖	13 18 ↖

NOTE: This is automated data that may/may not agree with the official BAM thinking that's found on the daily slides.
This data should be used as a guide only.

Houston Pilots: MON. 6/2/2025

Forecast Discussion

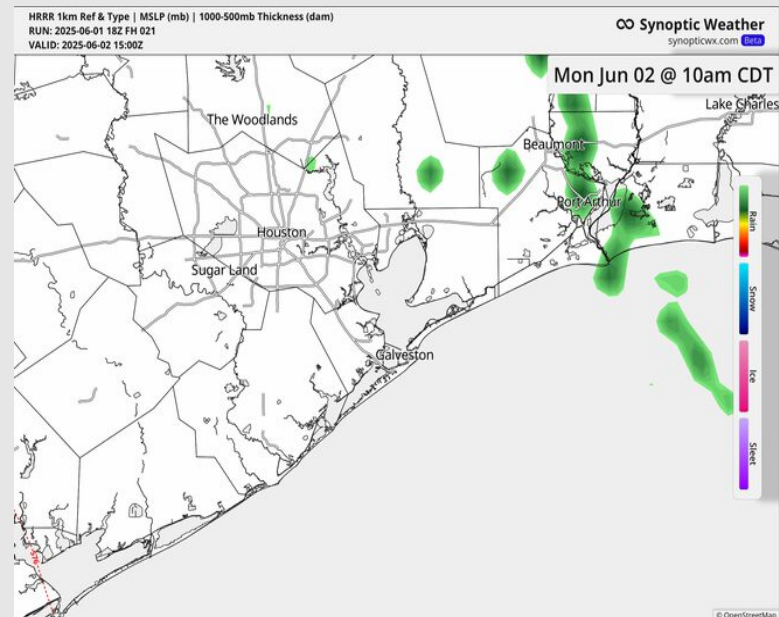
Precip: Favoring mostly dry conditions throughout the day. Currently favoring showers/storms to stay off to the east.

Wind: Winds will start out of the South before shifting to being from the SE after 8 AM. **N of Morgan's Point:** Winds will be at 2-6 kts through 2 PM before increasing to 5-10 kts. **S of Morgan's Point:** Winds will be at 3-7 kts through 4 PM before increasing to 9-14 kts.

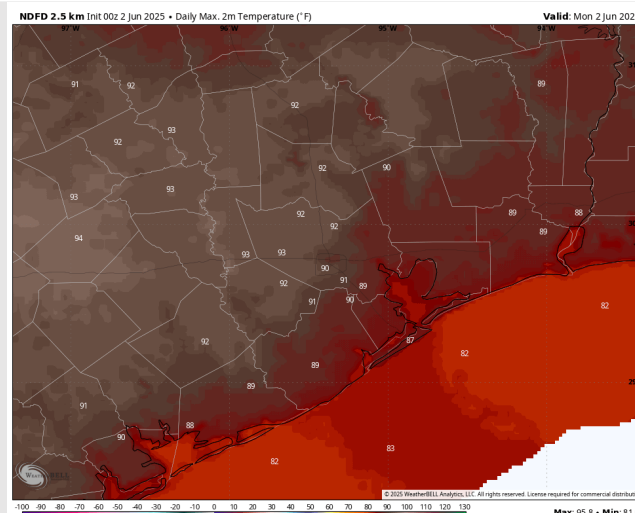
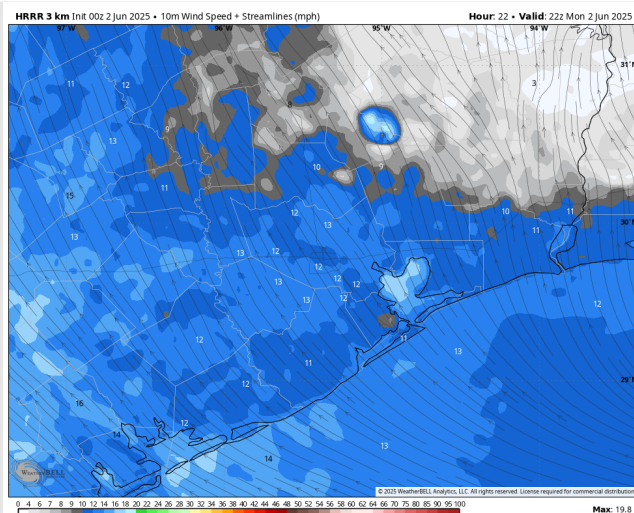
High Temps: **N of Morgan's Point:** Low 90s F. **S of Morgan's Point:** Mid 80s F.

Visibility: No visibility concerns today.

Precip Image: 10 AM CT



Wind Speed
5 PM CT



High Temps
Today

Houston Pilots: TUE. 6/3/2025

Forecast Discussion

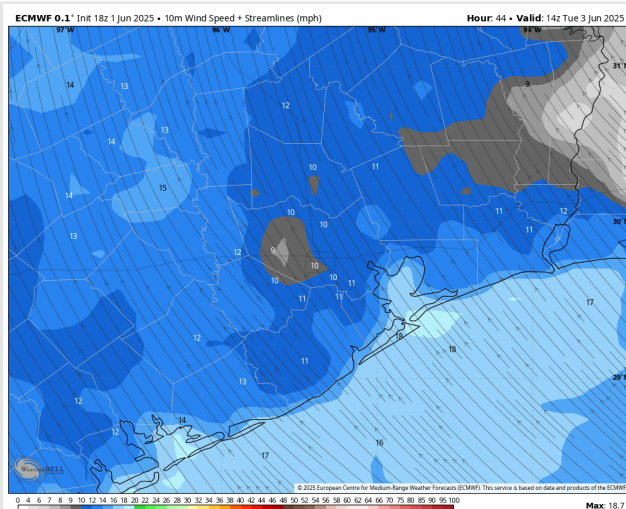
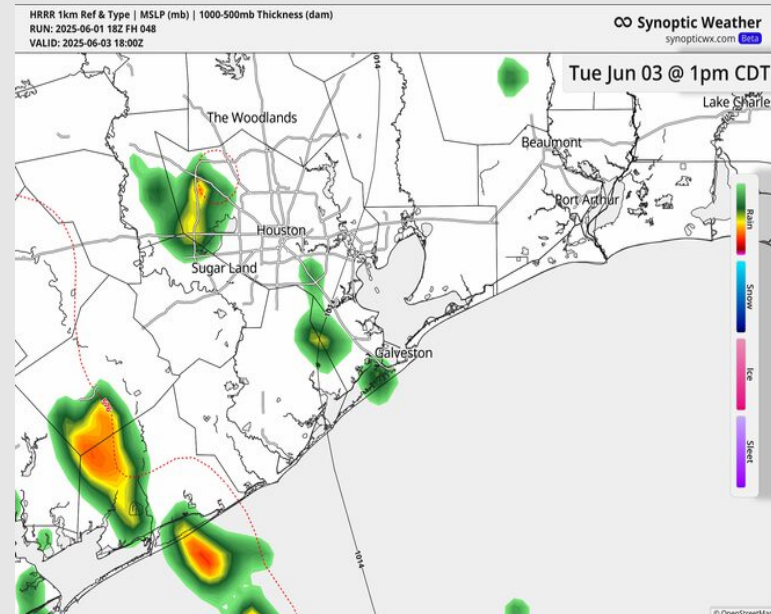
Precip: Isolated showers will be possible from 11 AM to 4 PM, however the majority of coverage likely stays to the West of Stations.

Wind: Winds will be out of the SE throughout Tuesday. **N of Morgan's Point:** Winds will be at 5 – 10 kts. **S of Morgan's Point:** Winds will be at 12 – 17 kts. **Intermittent wind gusts of 20 – 25 kts in play for all Stations throughout the day.**

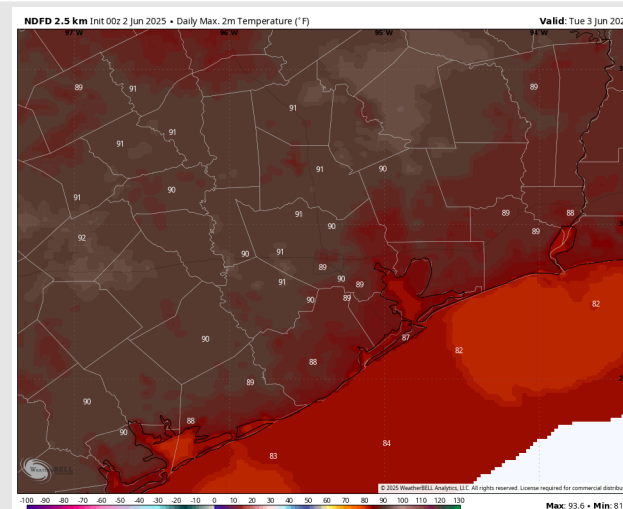
High Temps: **N of Morgan's Point:** Near 90 F. **S of Morgan's Point:** Upper 80s F.

Visibility: No visibility concerns for Tuesday.

Precip Image: 1 PM CT



Wind Speed:
9 AM CT



High Temps
Tuesday

Houston Pilots: WED. 6/4/2025

Forecast Discussion

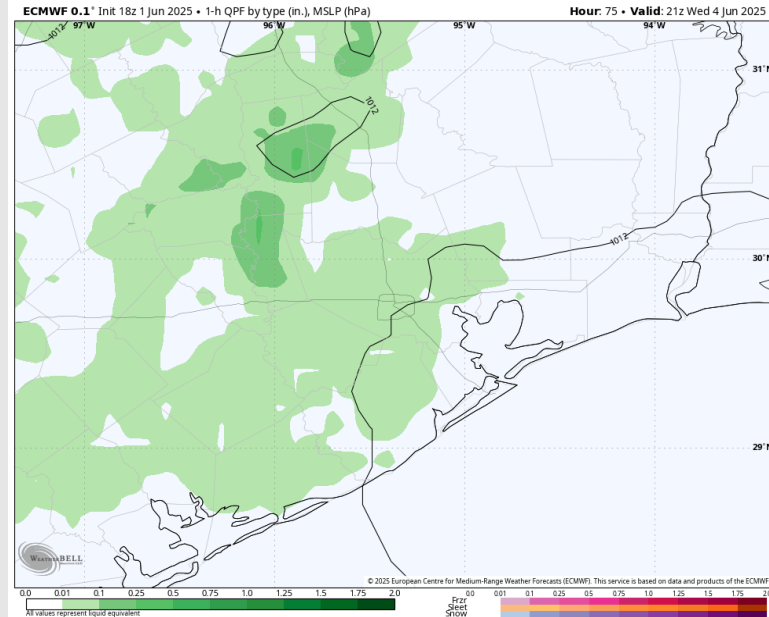
Precip: Scattered showers in play for all Stations from 11 AM to 6 PM.

Wind: Winds will be out of the SE through Wednesday. **N of Morgan's Point:** Winds will be at 3 – 8 kts throughout Wednesday. **S of Morgan's Point:** Winds will at 12 – 17 kts will gradually decrease to 4 - 9 kts through 8 AM, settling there for the rest of the day.

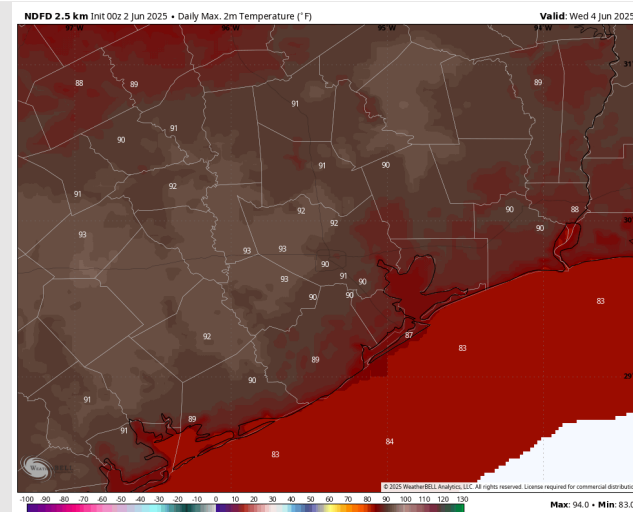
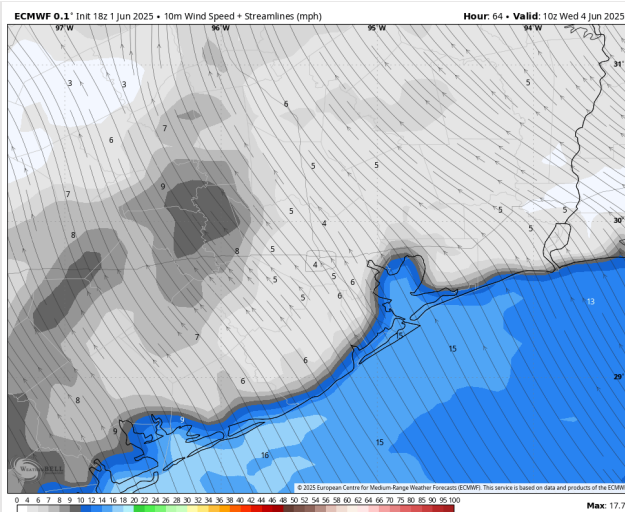
High Temps: **N of Morgan's Point:** Low 90s F. **S of Morgan's Point:** High 80s F.

Visibility: No visibility concerns for Wednesday.

Precip Image: 4 PM CT



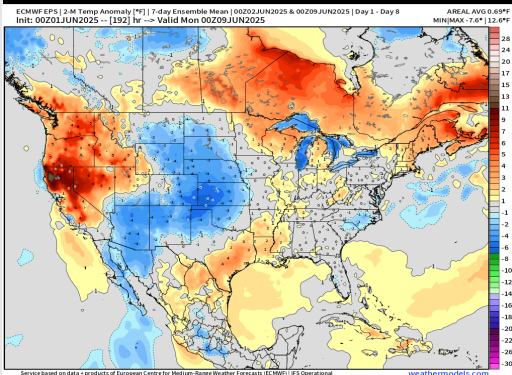
Wind Speed:
5 AM CT



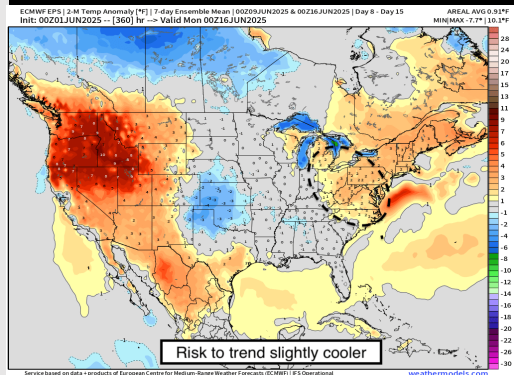
High Temps
Wednesday

Houston Pilots: 6/2/25

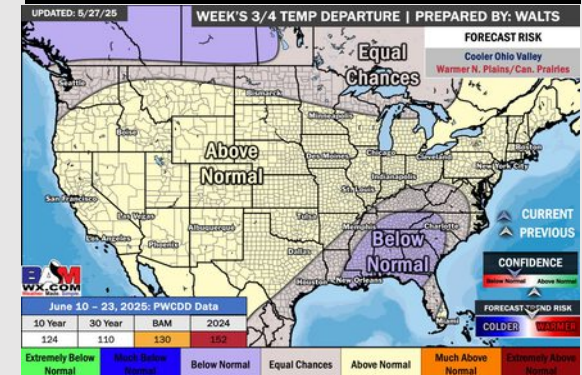
Next 7 Day Temperature Departure



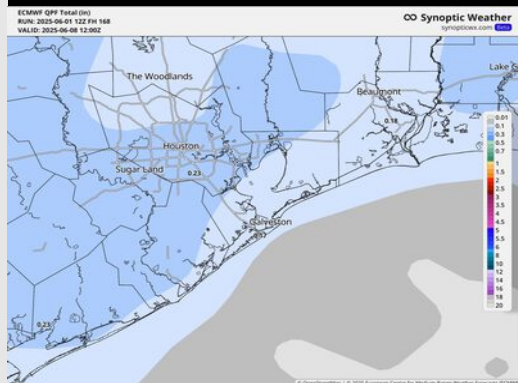
8-14 Day Temperature Departure



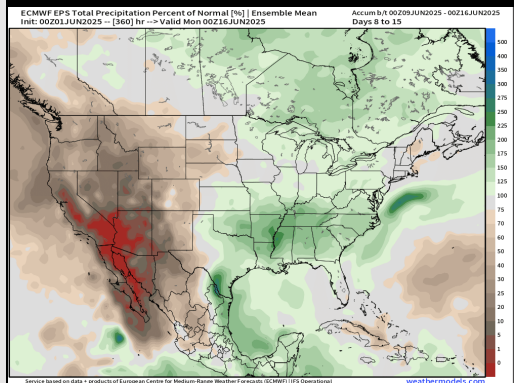
15-30 Day Temperature Departure



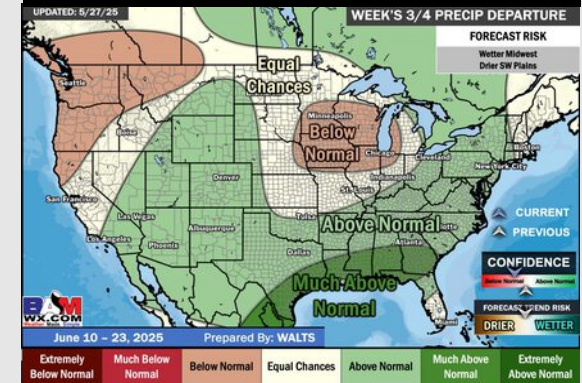
Next 7 Day Total Precipitation



8-14 Day % of Average Precip.



15-30 Day % of Average Precip.



- Temps are expected to be above normal the next 7 days. Scattered rain chances throughout the week.
- Above normal temps and well above normal rainfall is favored for days 8 – 14.
- Slightly below normal temperatures are favored for mid to late June along with much above normal rainfall chances.