

Houston Pilots Forecast Package



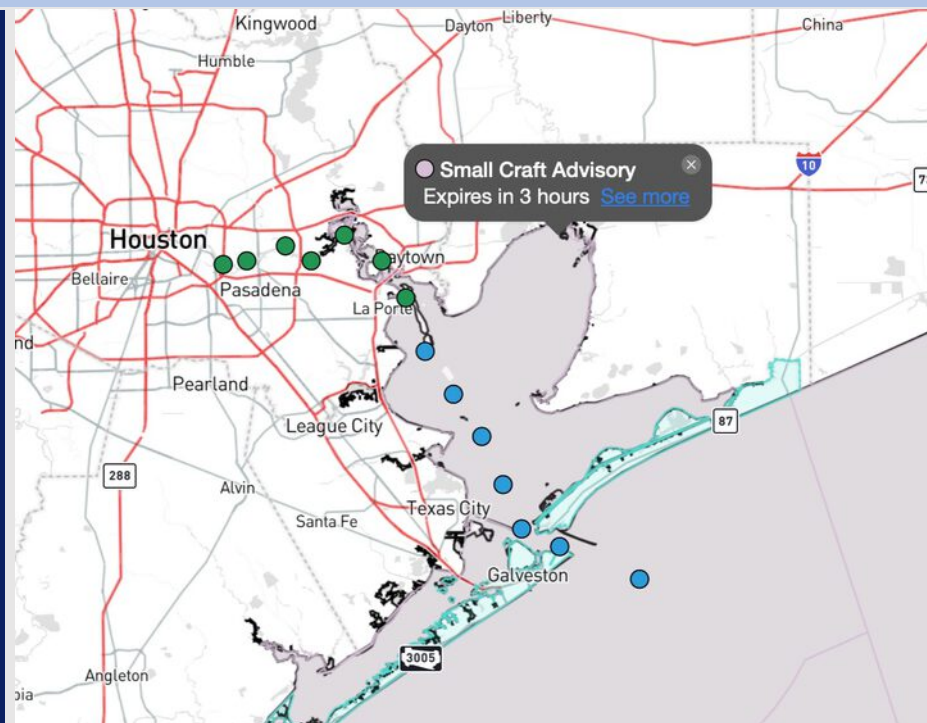
Updated: 10:00 PM CT

Monday, May 19, 2025

Forecaster: Tyler Riggles

Weather Headlines

- **Choppy waters of 4 – 5' will be possible at the Boarding Station today.**
- **Isolated rain chances will work across the area this evening.**
- **Wind gusts of 20 – 25+ kts will be possible at times over the next 48 hours.**



Current Radar: 9:59 PM CT

As always, please do not hesitate to reach out to us with any forecast questions at **(317)-560-8122**. Press **1** for forecast questions.

You can also access real-time forecast updates and 24/7 meteorological chat assistance on your **Clarity** app. Click [here](#) for login assistance.



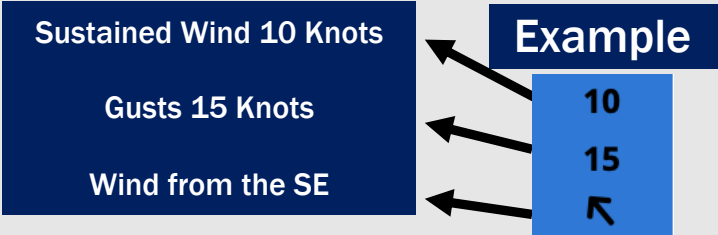
Houston Pilots Visibility Chart (miles)



Visiblity	Mon 11 pm	Tue 12 am	Tue 1 am	Tue 2 am	Tue 3 am	Tue 4 am	Tue 5 am	Tue 6 am	Tue 7 am	Tue 8 am	Tue 9 am	Tue 10 am	Tue 11 am	Tue 12 pm	Tue 1 pm	Tue 2 pm	Tue 3 pm	Tue 4 pm	Tue 5 pm	Tue 6 pm	Tue 7 pm	Tue 8 pm	Tue 9 pm	Tue 10 pm
Houston Pilots N - 610 Bridge	10	10	10	10	10	10	10	10	10	9	7.9	9	10	10	10	10	10	10	10	10	10	10	10	10
Houston Pilots M - Kinder 1	10	10	10	10	10	10	10	10	10	9	7.9	9	10	10	10	10	10	10	10	10	10	10	10	10
Houston Pilots L - Greens Bayou	10	10	10	10	10	10	10	10	10	9	7.9	9	10	10	10	10	10	10	10	10	10	10	10	10
Houston Pilots K - Shell Crude	10	10	10	10	10	10	10	10	10	9	7.9	9	10	10	10	10	10	10	10	10	10	10	10	10
Houston Pilots J - Lynchburg Ferries	10	10	10	10	10	10	10	10	10	9	7.9	9	10	10	10	10	10	10	10	10	10	10	10	10
Houston Pilots I - Exxon 3	10	10	10	10	10	10	10	10	10	9	6.9	9	10	10	10	10	10	10	10	10	10	10	10	10
Houston Pilots H - Morgans Point	10	10	10	10	10	10	10	10	10	7.9	6.9	7.9	9	10	10	10	10	10	10	10	10	10	10	10
Houston Pilots G - 75/76	6.9	6.9	6.9	6.9	6.9	7.9	9	10	10	6.9	5.9	6.9	6.9	6.9	6.9	6.9	6.9	6.9	6.9	6.9	6.9	6.9	9	9
Houston Pilots F - 63/64	6.9	6.9	6.9	6.9	6.9	7.9	7.9	10	10	6.9	5.9	5.9	6.9	6.9	6.9	6.9	6.9	6.9	6.9	6.9	5.9	5.9	9	9
Houston Pilots E - 51/52	5.9	5.9	5.9	5.9	6.9	6.9	6.9	9	9	6.9	4.9	5.9	5.9	6.9	6.9	6.9	5.9	5.9	5.9	5.9	4.9	4.9	9	9
Houston Pilots D - 37/38	4.9	5.9	5.9	5.9	6.9	6.9	6.9	9	9	6.9	4.9	5.9	5.9	5.9	6.9	5.9	5.9	5.9	4.9	4.9	4.9	4.9	9	9
Houston Pilots C - 25/26	4.9	4.9	5.9	5.9	5.9	6.9	6.9	7.9	6.9	6.9	4.9	4.9	5.9	5.9	5.9	5.9	5.9	5.9	4.9	4.9	4.9	4.9	9	9
Houston Pilots B - 11/12	4.9	4.9	4.9	4.9	5.9	6.9	6.9	6.9	6.9	6.9	4.9	4.9	4.9	5.9	5.9	4.9	4.9	4.9	4.9	4.9	3.9	4.9	9	9
Houston Pilots A - 1 & 2 Bravo	4.9	4.9	4.9	4.9	4.9	5.9	5.9	5.9	5.9	4.9	3.9	4.9	4.9	4.9	4.9	3.9	4.9	3.9	3.9	3.9	2.9	2.9	9	9

NOTE: This is automated data that may/may not agree with the official BAM thinking that's found on the daily slides or special visibility report slides. This data should be used as a guide only

Houston Pilots Wind Chart



Wind	Mon 11 pm	Tue 12 am	Tue 1 am	Tue 2 am	Tue 3 am	Tue 4 am	Tue 5 am	Tue 6 am	Tue 7 am	Tue 8 am	Tue 9 am	Tue 10 am	Tue 11 am	Tue 12 pm	Tue 1 pm	Tue 2 pm	Tue 3 pm	Tue 4 pm	Tue 5 pm	Tue 6 pm	Tue 7 pm	Tue 8 pm	Tue 9 pm	Tue 10 pm
Houston Pilots N - 610 Bridge	14 28 ↑	13 28 ↑	13 25 ↑	12 23 ↑	10 23 ↑	10 21 ↑	9 20 ↑	8 18 ↑	8 16 ↑	7 15 ↑	7 15 ↑	8 15 ↑	8 17 ↑	8 17 ↑	8 18 ↑	8 17 ↑	8 17 ↑	8 15 →	8 15 →	8 15 ↑	7 15 ↑	7 14 ↖	6 13 ↖	6 10 ↖
Houston Pilots M - Kinder 1	14 28 ↑	13 26 ↑	13 25 ↑	12 23 ↑	10 23 ↑	10 21 ↑	9 20 ↑	8 18 ↑	8 16 ↑	7 15 ↑	7 15 ↑	8 17 ↑	8 17 ↑	8 17 ↑	8 18 ↑	8 17 ↑	8 17 ↑	8 15 →	8 15 →	8 15 ↑	7 15 ↑	7 14 ↖	6 12 ↖	6 10 ↖
Houston Pilots L - Greens Bayou	14 28 ↑	13 26 ↑	13 25 ↑	12 23 ↑	10 23 ↑	10 21 ↑	9 20 ↑	8 18 ↑	8 16 ↑	7 15 ↑	7 15 ↑	8 17 ↑	8 17 ↑	8 17 ↑	8 18 ↑	8 17 ↑	8 17 ↑	8 15 →	8 15 →	8 15 ↑	7 15 ↑	7 13 ↖	6 12 ↖	6 10 ↖
Houston Pilots K - Shell Crude	14 28 ↑	13 26 ↑	13 25 ↑	12 23 ↑	10 23 ↑	10 22 ↑	9 20 ↑	8 18 ↑	8 16 ↑	7 15 ↑	7 15 ↑	8 17 ↑	8 17 ↑	8 17 ↑	8 18 ↑	8 17 ↑	8 17 ↑	8 16 ↑	8 15 ↑	8 15 ↑	7 15 ↑	7 14 ↖	6 12 ↖	6 10 ↖
Houston Pilots J - Lynchburg Ferries	13 26 ↑	13 26 ↑	13 25 ↑	12 23 ↑	10 22 ↑	10 21 ↑	9 20 ↑	8 18 ↑	8 16 ↑	7 15 ↑	7 15 ↑	8 17 ↑	8 17 ↑	8 17 ↑	8 17 ↑	8 16 ↑	8 16 ↑	8 16 ↑	8 16 ↑	8 15 ↑	7 15 ↑	7 14 ↖	6 12 ↖	6 10 ↖
Houston Pilots I - Exxon 3	20 28 ↑	20 28 ↑	18 26 ↑	17 25 ↑	17 24 ↑	15 23 ↑	15 22 ↑	14 21 ↑	13 18 ↑	10 17 ↑	10 16 ↑	10 17 ↑	10 18 ↑	10 18 ↑	10 18 ↑	10 17 ↑	10 17 ↑	10 17 ↑	10 17 ↑	10 16 ↑	10 15 ↑	10 14 ↑	8 12 ↖	8 10 ↖
Houston Pilots H - Morgans Point	20 28 ↑	18 28 ↑	17 26 ↑	17 25 ↑	16 24 ↑	15 23 ↑	15 22 ↑	14 21 ↑	13 20 ↑	10 17 ↑	10 16 ↑	10 17 ↑	10 18 ↑	10 18 ↑	10 18 ↑	10 18 ↑	10 17 ↑	10 17 ↑	10 16 ↑	10 16 ↑	10 16 ↑	10 14 ↑	9 12 ↖	8 10 ↖
Houston Pilots G - 75/76	21 30 ↑	21 30 ↑	20 29 ↑	20 28 ↑	18 26 ↑	17 25 ↑	17 24 ↑	15 23 ↑	15 22 ↑	13 20 ↑	13 20 ↑	13 18 ↑	13 20 ↑	13 20 ↑	12 21 ↑	12 20 ↑	12 21 ↑	12 20 ↑	12 20 ↑	13 20 ↑	13 17 ↑	12 16 ↑	10 14 ↑	9 10 ↑
Houston Pilots F - 63/64	20 29 ↑	20 29 ↑	20 29 ↑	20 28 ↑	18 26 ↑	17 25 ↑	17 24 ↑	16 24 ↑	15 22 ↑	14 21 ↑	13 20 ↑	13 20 ↑	13 20 ↑	13 20 ↑	13 21 ↑	13 20 ↑	12 21 ↑	13 20 ↑	13 20 ↑	13 20 ↑	13 18 ↑	12 17 ↑	10 16 ↑	9 14 ↑
Houston Pilots E - 51/52	21 29 ↑	21 29 ↑	20 29 ↑	20 28 ↑	20 26 ↑	18 26 ↑	17 25 ↑	17 24 ↑	15 23 ↑	15 21 ↑	14 20 ↑	14 20 ↑	13 21 ↑	13 21 ↑	13 22 ↑	13 21 ↑	13 21 ↑	13 21 ↑	13 21 ↑	13 20 ↑	13 18 ↑	13 17 ↑	10 16 ↑	9 14 ↑
Houston Pilots D - 37/38	21 29 ↑	21 29 ↑	20 29 ↑	20 28 ↑	20 26 ↑	18 26 ↑	17 25 ↑	17 24 ↑	16 23 ↑	15 22 ↑	15 21 ↑	14 20 ↑	13 20 ↑	13 21 ↑	13 22 ↑	13 21 ↑	13 21 ↑	13 21 ↑	13 21 ↑	13 20 ↑	13 18 ↑	13 17 ↑	10 16 ↑	9 14 ↑
Houston Pilots C - 25/26	20 29 ↑	20 29 ↑	20 29 ↑	20 28 ↑	18 26 ↑	17 26 ↑	17 25 ↑	17 24 ↑	16 24 ↑	15 22 ↑	15 21 ↑	14 20 ↑	13 20 ↑	13 20 ↑	13 21 ↑	13 20 ↑	13 21 ↑	13 20 ↑	13 20 ↑	13 20 ↑	13 18 ↑	12 17 ↑	10 15 ↑	9 14 ↑
Houston Pilots B - 11/12	18 28 ↑	18 28 ↑	18 28 ↑	17 26 ↑	17 26 ↑	17 26 ↑	16 25 ↑	15 24 ↑	15 23 ↑	14 22 ↑	13 21 ↑	13 20 ↑	13 20 ↑	13 20 ↑	13 20 ↑	13 20 ↑	13 20 ↑	13 20 ↑	13 18 ↑	13 18 ↑	12 16 ↑	12 15 ↑	10 13 ↑	9 10 ↑
Houston Pilots A - 1 & 2 Bravo	21 30 ↑	22 30 ↑	21 30 ↑	20 29 ↑	20 28 ↑	20 28 ↑	18 26 ↑	18 25 ↑	17 24 ↑	16 24 ↑	15 23 ↑	15 21 ↑	14 20 ↑	13 20 ↑	13 20 ↑	13 20 ↑	13 18 ↑	13 18 ↑	13 18 ↑	13 18 ↑	12 17 ↑	12 17 ↑	10 15 ↑	9 14 ↑

NOTE: This is automated data that may/may not agree with the official BAM thinking that's found on the daily slides.
This data should be used as a guide only.

Houston Pilots: TUE. 5/20/2025

Forecast Discussion

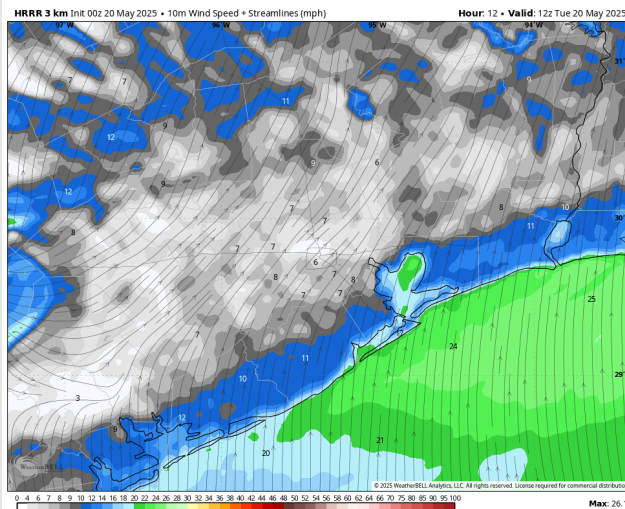
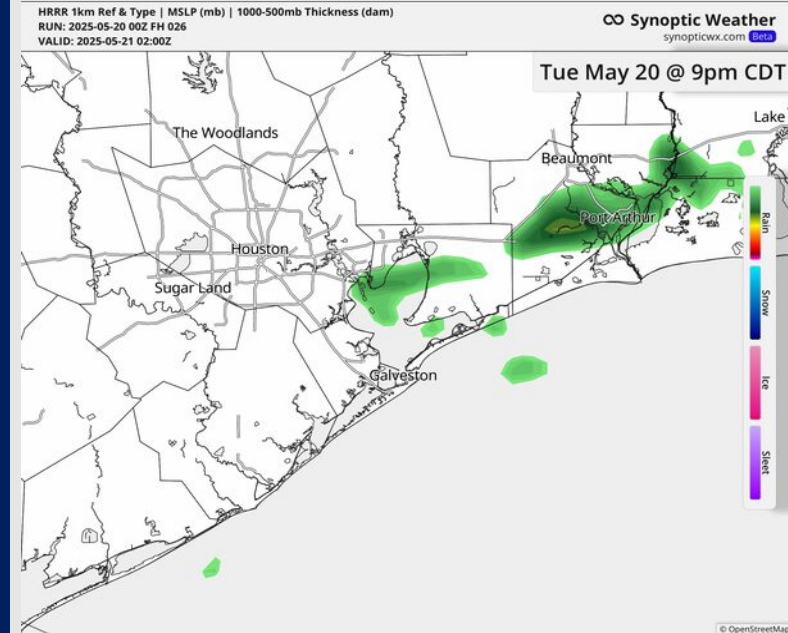
Precip: Favoring dry conditions throughout the day with isolated showers possible after 8PM.

Wind: Winds will be out of the S/SW throughout the day. **N of Morgan's Point:** Winds will be at 5 – 10 kts. **S of Morgan's Point:** Winds will be at 15 – 20 kts through 9 AM, decreasing to 10 - 15kts after that time. **Wind gusts of 23 - 27 kts in play for all Stations through 8 AM. A few lingering gusts up to 20 kts will be possible for Stations S. of Morgan's Point the rest of the day.**

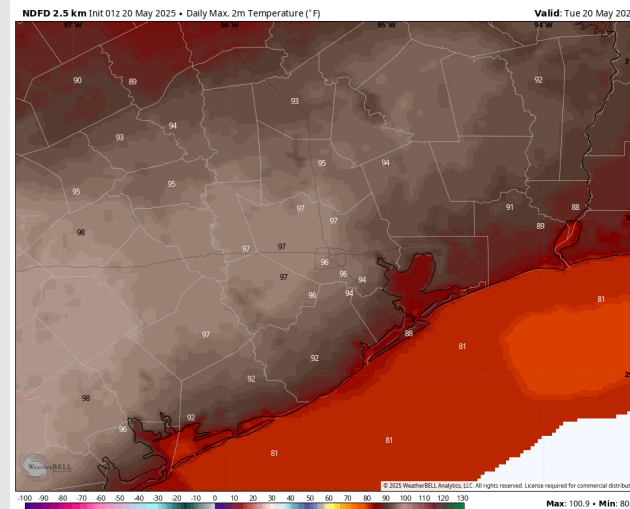
High Temps: **N of Morgan's Point:** Mid 90s F. **S of Morgan's Point:** Upper 80s F.

Visibility: No visibility concerns for today.

Precip Image: 9 PM CT



Wind Speed:
7 AM CT



High Temps
Today

Houston Pilots: WED. 5/21/2025

Forecast Discussion

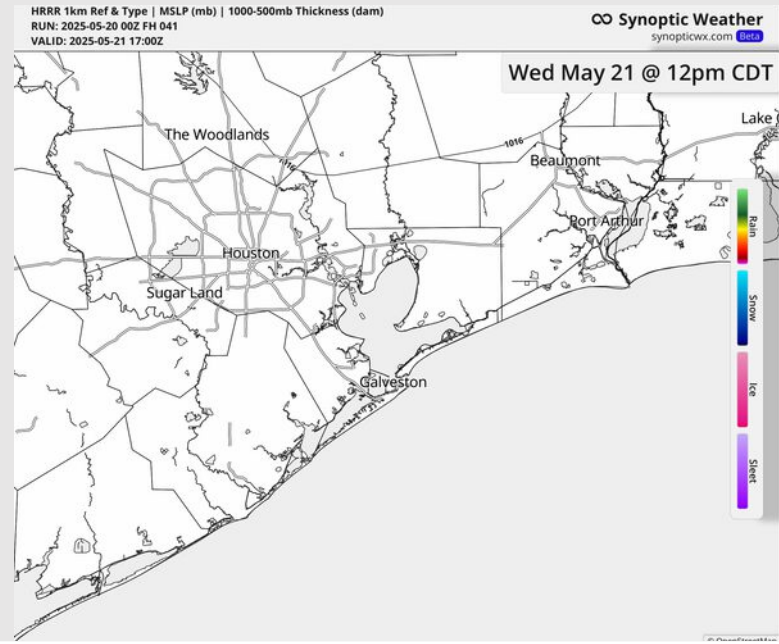
Precip: Favoring dry conditions Wednesday.

Wind: Winds will be out of the NE, rotating clockwise to be out of the SE after 1PM. **N of Morgan's Point:** Winds will be at 3 - 8 kts. **S of Morgan's Point:** Winds will be at 10 - 15 kts through 12PM, decreasing to 5 - 10 kts after then. **Wind gusts up to 20 kts will be possible for Stations S. of Morgan's Point through 1PM.**

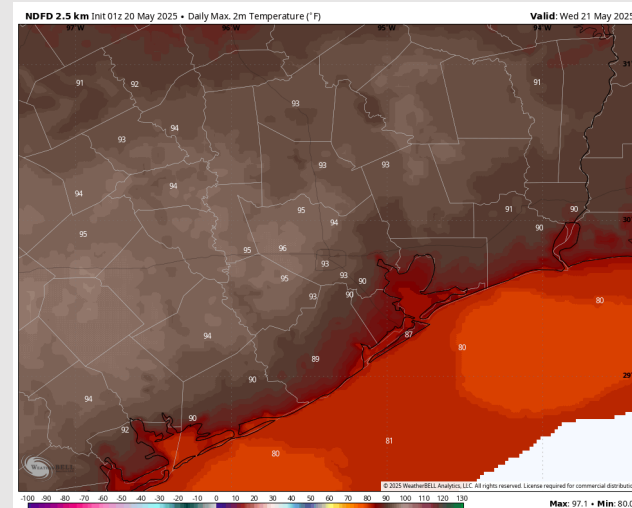
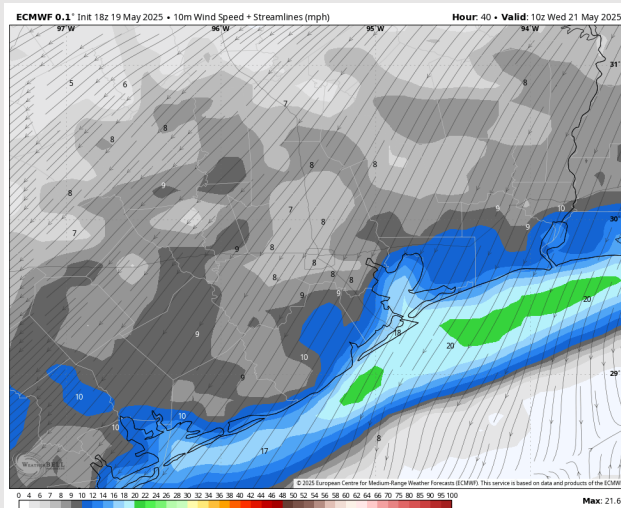
High Temps: **N of Morgan's Point:** Low 90s F. **S of Morgan's Point:** Mid 80s F.

Visibility: No visibility concerns for Wednesday.

Precip Image: 12 PM CT



Wind Speed
5 AM CT



High Temps
Wednesday

Houston Pilots: THU. 5/22/2025

Forecast Discussion

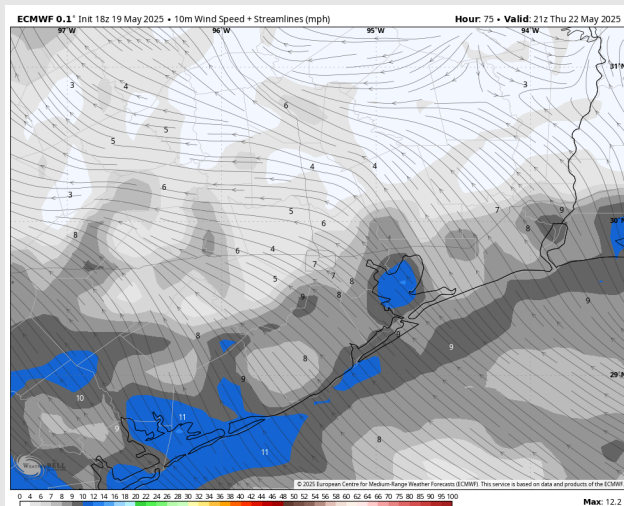
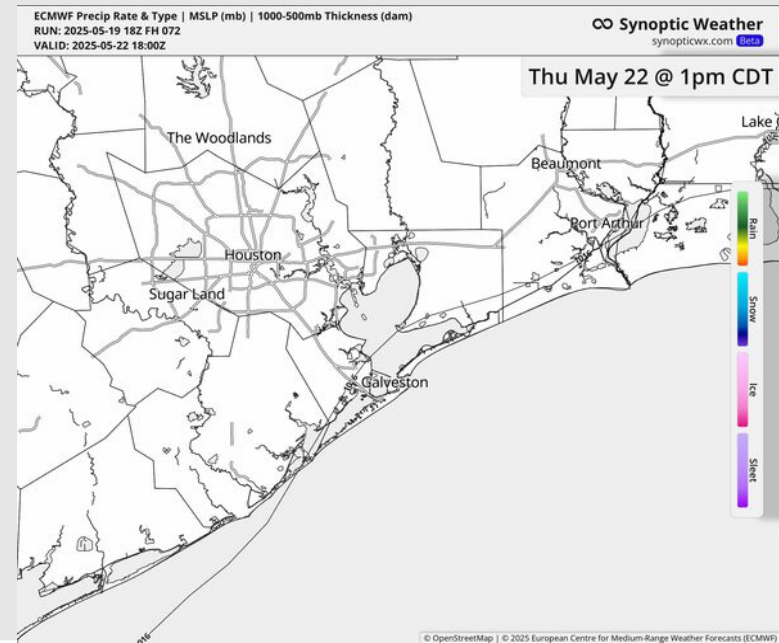
Precip: Favoring dry conditions for Thursday.

Wind: Winds will be variable through 12 PM before settling out of the SE. **N of Morgan's Point:** Winds will be at 2 – 7 kts throughout the day. **S of Morgan's Point:** Winds will be at 4 – 9 kts throughout Thursday.

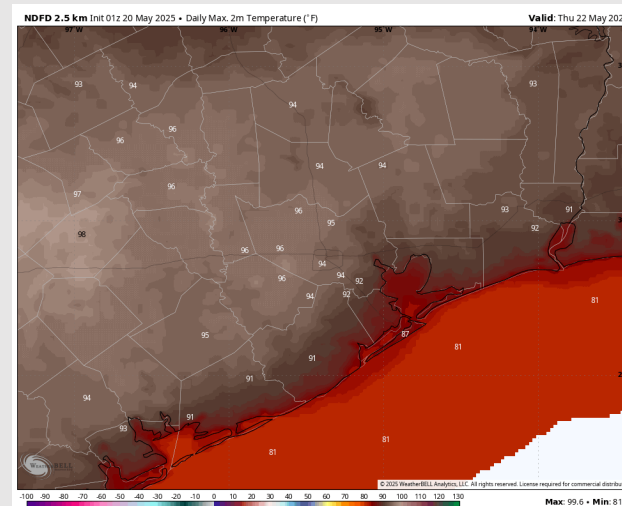
High Temps: **N of Morgan's Point:** Mid 90s F. **S of Morgan's Point:** Mid-Low 80s F.

Visibility: Not anticipating any visibility concerns for Thursday.

Precip Image: 1 PM CT



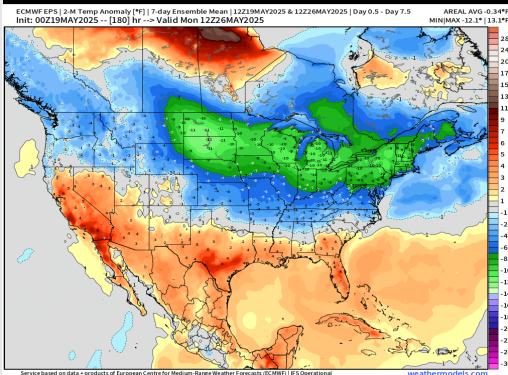
Wind Speed:
4 PM CT



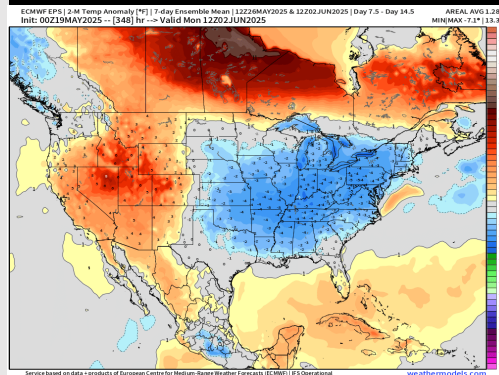
High Temps
Thursday

Houston Pilots: 5/20/25

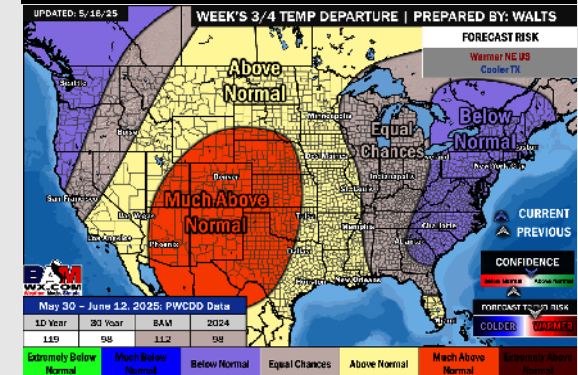
Next 7 Day Temperature Departure



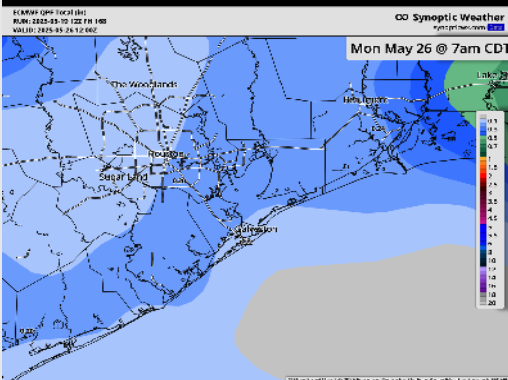
8-14 Day Temperature Departure



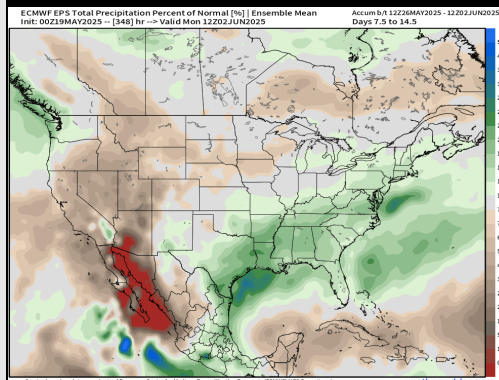
15-30 Day Temperature Departure



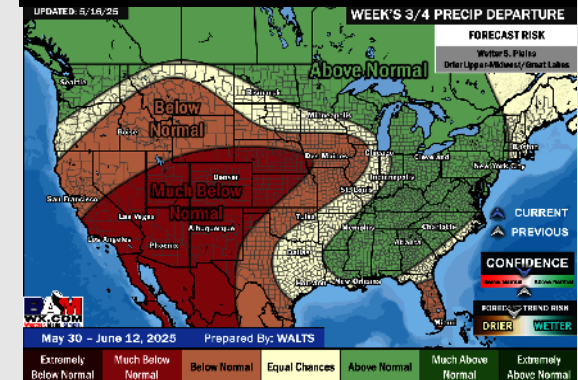
Next 7 Day Total Precipitation



8-14 Day % of Average Precip.



15-30 Day % of Average Precip.



- Temps are expected to be above normal the next 7 days. Isolated rain chances favored today and then again over the weekend.
- Near normal temps and much above normal rainfall is favored for days 8 – 14.
- Above normal temperatures and near normal precipitation chances are favored for the end of May/begin June.