

Houston Pilots Forecast Package



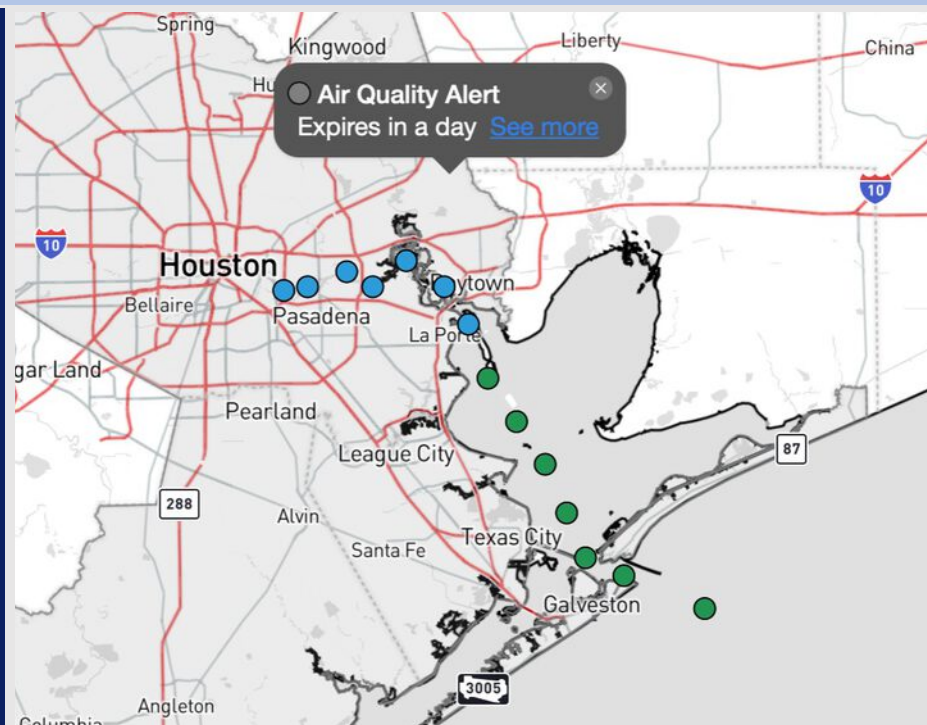
Updated: 10:00 PM CT

Sunday, May 11, 2025

Forecaster: Tyler Riggles

Weather Headlines

- Favoring dry conditions through the week. Scattered rain chances expected to return over the weekend.
- **Non-Thunderstorm wind gusts up to 25-30 kts will be possible for all Stations on Tuesday and Wednesday.**



Current Radar: 9:56 PM CT

As always, please do not hesitate to reach out to us with any forecast questions at (317)-560-8122. Press 1 for forecast questions.

You can also access real-time forecast updates and 24/7 meteorological chat assistance on your [Clarity](#) app. Click [here](#) for login assistance.



Houston Pilots Visibility Chart (miles)



Visibility	Sun 11 pm	Mon 12 am	Mon 1 am	Mon 2 am	Mon 3 am	Mon 4 am	Mon 5 am	Mon 6 am	Mon 7 am	Mon 8 am	Mon 9 am	Mon 10 am	Mon 11 am	Mon 12 pm	Mon 1 pm	Mon 2 pm	Mon 3 pm	Mon 4 pm	Mon 5 pm	Mon 6 pm	Mon 7 pm	Mon 8 pm	Mon 9 pm	Mon 10 pm
Houston Pilots N - 610 Bridge	10	10	10	10	10	10	10	10	10	9	10	10	10	10	10	10	10	10	10	10	10	10	10	10
Houston Pilots M - Kinder 1	10	10	10	10	10	10	10	10	10	9	10	10	10	10	10	10	10	10	10	10	10	10	10	10
Houston Pilots L - Greens Bayou	10	10	10	10	10	10	10	10	10	9	10	10	10	10	10	10	10	10	10	10	10	10	10	10
Houston Pilots K - Shell Crude	10	10	10	10	10	10	10	10	10	9	10	10	10	10	10	10	10	10	10	10	10	10	10	10
Houston Pilots J - Lynchburg Ferries	10	10	10	10	10	10	10	10	10	9	10	10	10	10	10	10	10	10	10	10	10	10	10	10
Houston Pilots I - Exxon 3	10	10	10	10	10	10	10	10	10	9	10	10	10	10	10	10	10	10	10	10	10	10	10	10
Houston Pilots H - Morgans Point	10	10	10	10	10	10	10	10	10	9	10	10	10	10	10	10	10	10	10	10	10	10	10	10
Houston Pilots G - 75/76	10	10	10	10	10	10	10	10	10	10	10	10	10	10	10	10	10	10	10	10	10	10	10	10
Houston Pilots F - 63/64	10	10	10	10	10	10	10	10	10	10	10	10	10	10	10	10	10	10	10	10	10	10	10	10
Houston Pilots E - 51/52	10	10	10	10	10	10	10	10	10	10	10	10	10	10	10	10	10	10	10	10	10	10	10	10
Houston Pilots D - 37/38	10	10	10	10	10	10	10	10	10	10	10	10	10	10	10	10	10	10	10	10	10	10	10	10
Houston Pilots C - 25/26	10	10	10	10	10	10	10	10	10	10	10	10	10	10	10	10	10	10	10	10	10	10	10	10
Houston Pilots B - 11/12	10	10	10	10	10	10	10	10	10	10	10	10	10	10	10	10	10	10	10	10	10	10	10	10
Houston Pilots A - 1 & 2 Bravo	10	10	10	10	10	10	10	10	10	10	10	10	10	10	10	10	10	10	10	10	10	10	10	10

NOTE: This is automated data that may/may not agree with the official BAM thinking that's found on the daily slides or special visibility report slides. This data should be used as a guide only

Houston Pilots Wind Chart



Forecast Confidence

Above Normal

Below Normal

Sustained Wind 10 Knots

Gusts 15 Knots

Wind from the SE

Example

10

15

Wind	Sun 11 pm	Mon 12 am	Mon 1 am	Mon 2 am	Mon 3 am	Mon 4 am	Mon 5 am	Mon 6 am	Mon 7 am	Mon 8 am	Mon 9 am	Mon 10 am	Mon 11 am	Mon 12 pm	Mon 1 pm	Mon 2 pm	Mon 3 pm	Mon 4 pm	Mon 5 pm	Mon 6 pm	Mon 7 pm	Mon 8 pm	Mon 9 pm	Mon 10 pm
Houston Pilots N - 610 Bridge	3 8 ↘	3 7 ↘	3 6 ↘	2 6 ↓	2 6 ↓	2 6 ↓	3 7 ↘	3 7 ↘	3 7 ↘	3 7 ↘	3 8 ↘	3 8 ↘	5 9 ↘	6 12 ↘	6 14 ↘	7 15 ↘	7 15 ↘	7 15 ↘	7 14 ↘	7 13 ↘	6 12 ↘	6 9 ↘	5 8 ↘	3 8 ↗
Houston Pilots M - Kinder 1	3 8 ↘	3 7 ↘	3 6 ↘	2 6 ↓	2 6 ↓	2 6 ↓	3 7 ↘	3 7 ↘	3 7 ↘	3 7 ↘	3 8 ↘	3 8 ↘	5 9 ↘	6 12 ↘	7 13 ↘	7 15 ↘	7 15 ↘	7 15 ↘	7 14 ↘	7 14 ↘	6 12 ↘	6 9 ↘	5 8 ↘	3 8 ↗
Houston Pilots L - Greens Bayou	3 8 ↘	3 7 ↘	3 6 ↘	2 6 ↓	2 6 ↓	2 6 ↓	3 7 ↘	3 7 ↘	3 7 ↘	3 7 ↘	3 7 ↘	3 8 ↘	5 9 ↘	6 12 ↘	6 13 ↘	7 14 ↘	7 15 ↘	7 15 ↘	7 14 ↘	7 13 ↘	6 10 ↘	6 8 ↘	3 8 ↗	3 8 ↗
Houston Pilots K - Shell Crude	3 8 ↘	3 7 ↘	3 6 ↘	2 6 ↓	2 6 ↓	2 6 ↓	3 7 ↘	3 7 ↘	3 7 ↘	3 7 ↘	3 7 ↘	3 8 ↘	5 9 ↘	6 12 ↘	6 13 ↘	7 14 ↘	7 15 ↘	7 15 ↘	7 14 ↘	7 13 ↘	6 10 ↘	6 8 ↘	3 8 ↗	3 8 ↗
Houston Pilots J - Lynchburg Ferries	3 8 ↘	3 6 ↘	2 6 ↓	2 6 ↓	2 5 ↓	2 6 ↓	2 6 ↓	2 6 ↓	2 6 ↓	3 7 ↘	3 7 ↘	3 8 ↘	5 9 ↘	6 12 ↘	6 13 ↘	7 14 ↘	7 14 ↘	7 15 ↘	7 14 ↘	6 13 ↘	6 10 ↘	5 9 ↘	3 8 ↗	3 8 ↗
Houston Pilots I - Exxon 3	6 9 ↘	6 8 ↘	5 7 ↘	5 7 ↓	3 7 ↓	3 7 ↓	5 7 ↘	5 7 ↘	5 8 ↘	6 8 ↘	6 9 ↘	6 9 ↘	6 10 ↘	7 12 ↘	8 13 ↘	8 14 ↘	8 15 ↘	8 15 ↘	8 14 ↘	8 14 ↘	8 12 ↘	7 10 ↘	6 9 ↘	6 9 ↗
Houston Pilots H - Morgans Point	6 10 ↘	6 8 ↘	5 7 ↘	5 7 ↓	5 7 ↓	5 7 ↓	5 7 ↘	5 7 ↘	5 8 ↘	6 9 ↘	6 9 ↘	6 9 ↘	6 10 ↘	6 12 ↘	7 13 ↘	8 14 ↘	8 15 ↘	8 15 ↘	8 14 ↘	8 14 ↘	8 12 ↘	7 10 ↘	6 10 ↘	6 10 ↗
Houston Pilots G - 75/76	8 12 ↘	7 10 ↘	6 8 ↘	6 8 ↓	6 8 ↓	6 8 ↓	6 8 ↘	6 8 ↘	7 9 ↘	7 9 ↘	7 9 ↘	7 10 ↘	7 12 ↘	7 13 ↘	8 14 ↘	8 15 ↘	8 15 ↘	8 15 ↘	8 15 ↘	8 15 ↘	8 13 ↘	8 12 ↘	8 12 ↘	8 12 ↗
Houston Pilots F - 63/64	8 12 ↘	7 10 ↘	6 9 ↘	6 8 ↓	6 8 ↓	6 8 ↓	6 8 ↘	6 9 ↘	7 9 ↘	7 10 ↘	7 10 ↘	7 10 ↘	7 12 ↘	7 13 ↘	8 13 ↘	8 14 ↘	8 14 ↘	8 15 ↘	8 14 ↘	8 14 ↘	8 13 ↘	8 13 ↘	8 12 ↘	8 13 ↗
Houston Pilots E - 51/52	8 12 ↘	7 10 ↘	7 9 ↘	6 9 ↓	6 8 ↓	6 8 ↓	7 9 ↘	7 9 ↘	7 9 ↘	8 10 ↘	7 10 ↘	7 12 ↘	8 12 ↘	8 13 ↘	8 13 ↘	8 14 ↘	7 14 ↘	7 14 ↘	8 14 ↘	8 14 ↘	8 13 ↘	8 13 ↘	8 13 ↘	8 14 ↗
Houston Pilots D - 37/38	8 12 ↘	7 10 ↘	7 9 ↘	6 9 ↓	6 8 ↓	6 8 ↓	7 9 ↘	7 9 ↘	7 10 ↘	8 10 ↘	7 10 ↘	7 12 ↘	8 12 ↘	8 13 ↘	8 13 ↘	8 13 ↘	7 14 ↘	7 14 ↘	8 14 ↘	8 14 ↘	8 13 ↘	8 13 ↘	8 13 ↘	9 14 ↗
Houston Pilots C - 25/26	8 12 ↘	7 10 ↘	6 9 ↘	6 9 ↓	6 8 ↓	6 8 ↓	7 9 ↘	7 9 ↘	7 10 ↘	8 10 ↘	8 10 ↘	7 12 ↘	8 12 ↘	8 13 ↘	7 13 ↘	7 13 ↘	7 13 ↘	7 14 ↘	7 14 ↘	8 13 ↘	8 13 ↘	8 13 ↘	8 13 ↘	9 14 ↗
Houston Pilots B - 11/12	7 12 ↘	6 10 ↘	6 9 ↘	6 9 ↓	6 9 ↓	6 9 ↓	6 10 ↘	6 10 ↘	7 10 ↘	7 10 ↘	7 10 ↘	7 12 ↘	7 12 ↘	7 12 ↘	7 12 ↘	7 13 ↘	7 12 ↘	7 12 ↘	7 12 ↘	8 13 ↘	8 13 ↘	8 13 ↘	8 13 ↘	8 14 ↗
Houston Pilots A - 1 & 2 Bravo	8 13 ↘	8 12 ↘	8 10 ↘	7 10 ↓	7 10 ↓	8 12 ↘	8 12 ↘	8 12 ↘	8 13 ↘	9 13 ↘	8 13 ↘	8 13 ↘	8 13 ↘	8 13 ↘	8 12 ↘	8 13 ↘	7 12 ↘	7 13 ↘	7 13 ↘	7 13 ↘	8 13 ↘	8 13 ↘	9 14 ↘	10 15 ↗

NOTE: This is automated data that may/may not agree with the official BAM thinking that's found on the daily slides.
This data should be used as a guide only.

Houston Pilots: MON. 5/12/2025

Forecast Discussion

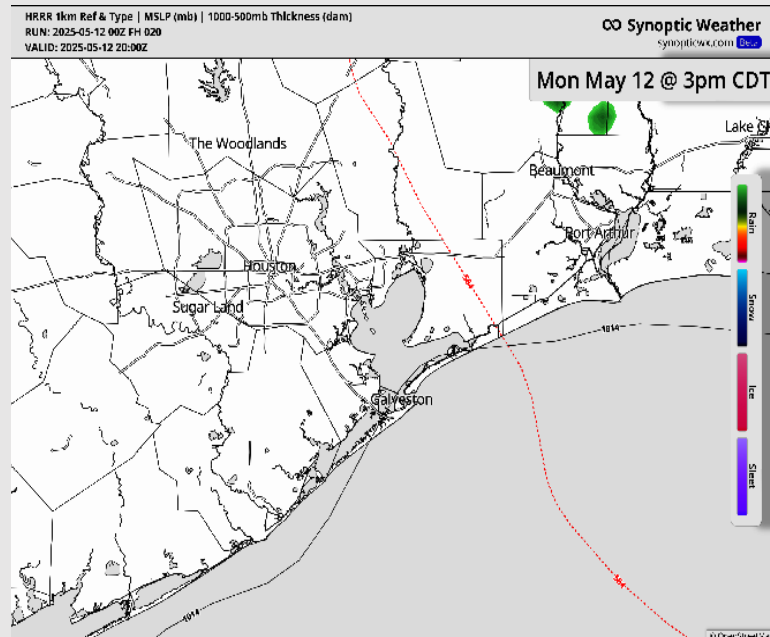
Precip: Favoring dry conditions for today.

Wind: Winds will be out of the N/NW through 7PM before shifting clockwise out of the S. **N of Morgan's Point:** Winds will be at 3 – 8 kts. **S of Morgan's Point:** Winds will be at 5 - 10 kts.


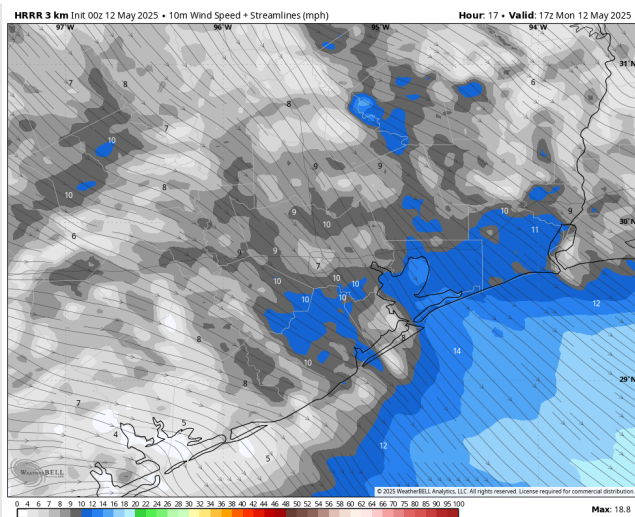
High Temps: **N of Morgan's Point:** Mid 80s F. **S of Morgan's Point:** Near 80 F.

Visibility: No visibility concerns for today.

Precip Image: 3 PM CT



Wind Speed
12 PM CT



High Temps
Today

Houston Pilots: TUE. 5/13/2025

Forecast Discussion

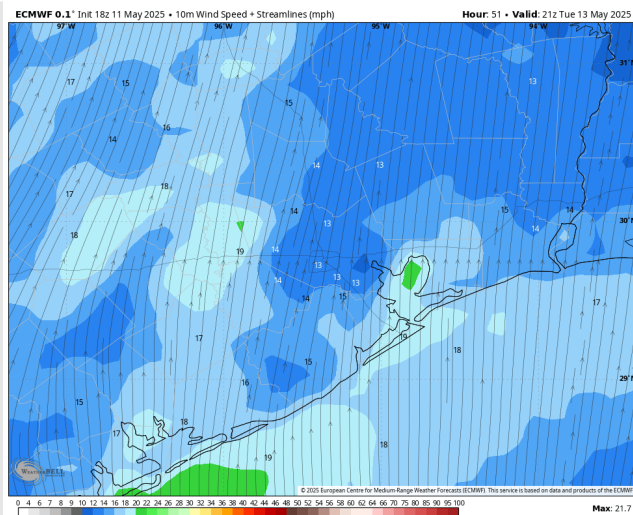
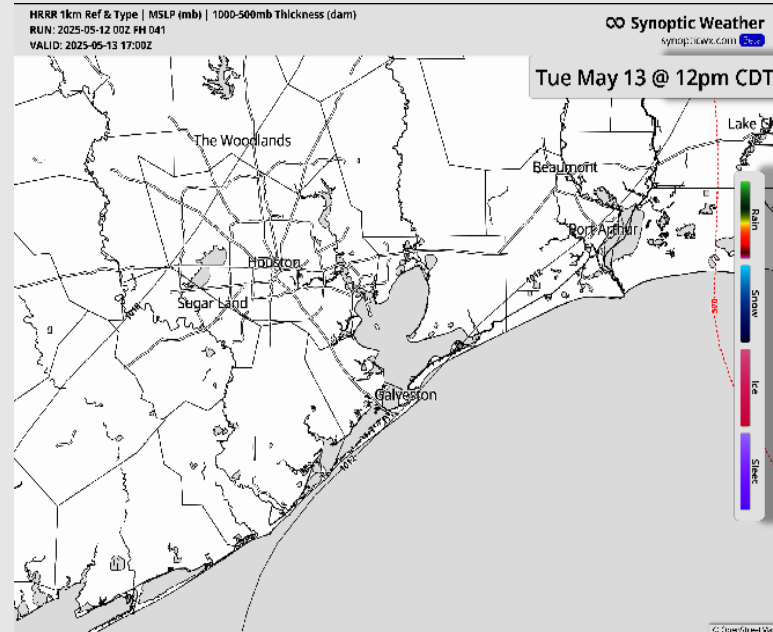
Precip: Favoring dry conditions Tuesday.

Wind: Winds will be out of the S Tuesday. **N of Morgan's Point:** Winds will be at 2 – 7 kts, increasing to 8 – 14 kts after 1PM. **S of Morgan's Point:** Winds will be at 10 - 15 kts. **Wind gusts up to 25 kts will be possible for all Stations Tuesday.**

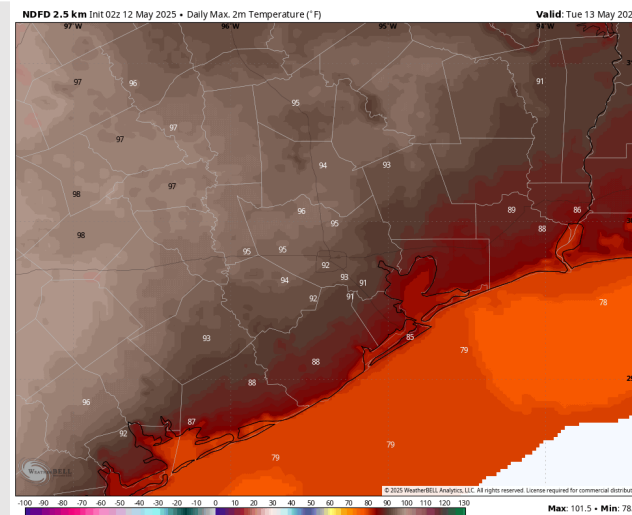
High Temps: **N of Morgan's Point:** High 80s to low 90s F. **S of Morgan's Point:** Upper 80s F.

Visibility: No visibility concerns for Tuesday.

Precip Image: 12 PM CT



Wind Speed:
4 PM CT



High Temps
Tuesday

Houston Pilots: WED. 5/14/2025

Forecast Discussion

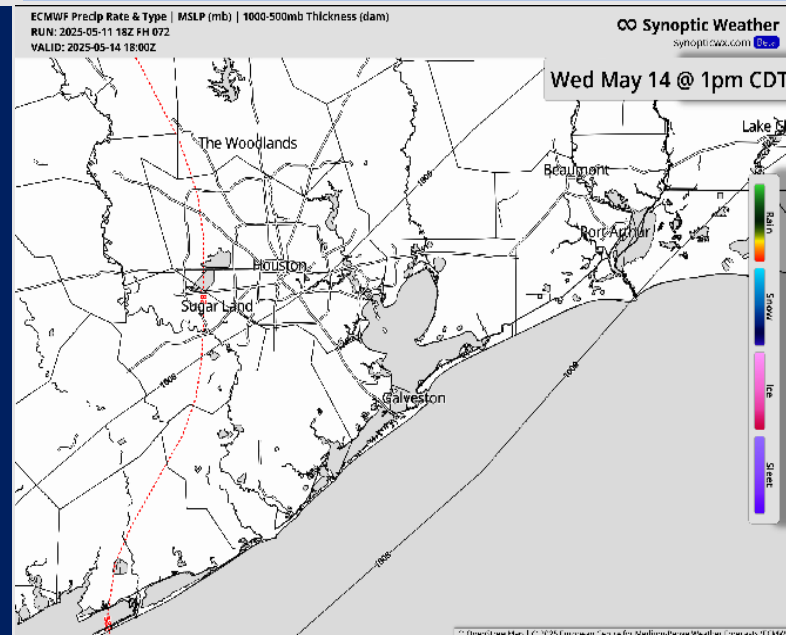
Precip: Favoring dry conditions for Wednesday.

Wind: Winds will be out of the S/SW throughout Wednesday. **N of Morgan's Point:** Winds will be at 7 – 12 kts throughout the day. **S of Morgan's Point:** Winds will be at 17 - 22 kts throughout Wednesday. **Wind gusts of 25 – 30 kts will be in play for all Stations throughout the day.**

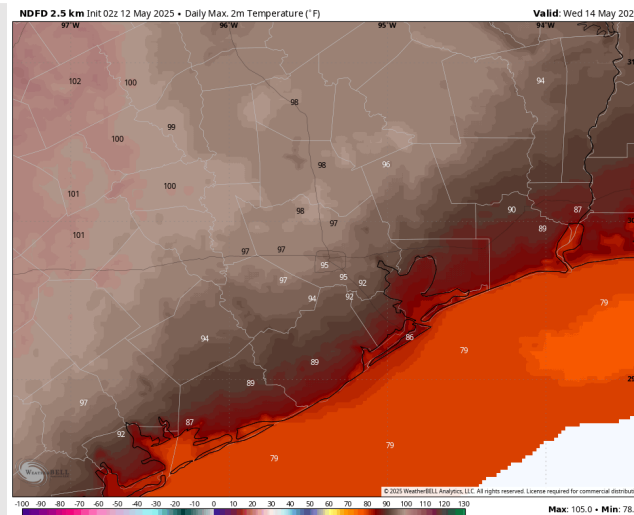
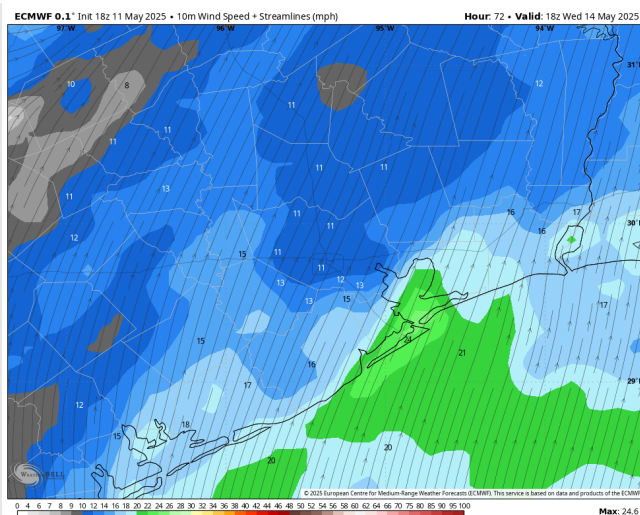
High Temps: **N of Morgan's Point:** Mid 90s F. **S of Morgan's Point:** Mid 80s F.

Visibility: No visibility concerns for Wednesday.

Precip Image: 1 PM CT



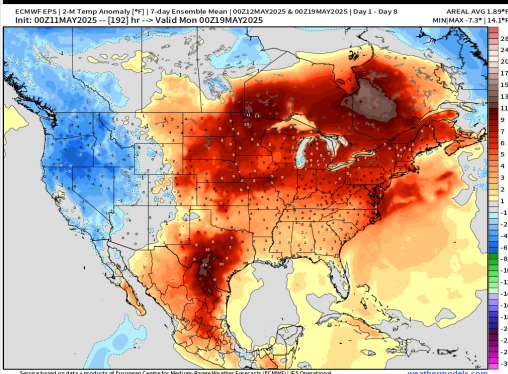
Wind Speed:
1 PM CT



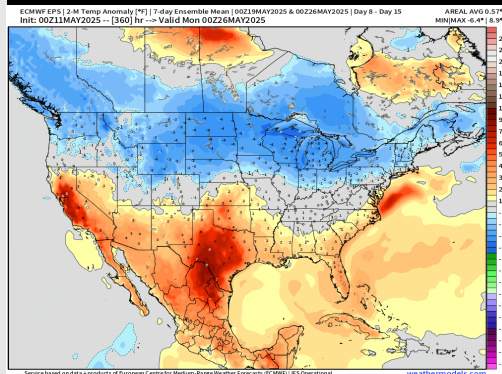
High Temps
Wednesday

Houston Pilots: 5/12/25

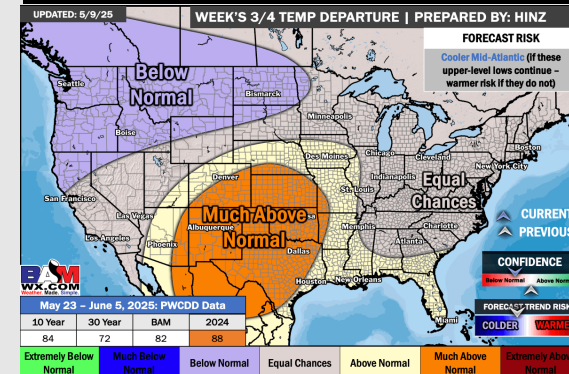
Next 7 Day Temperature Departure



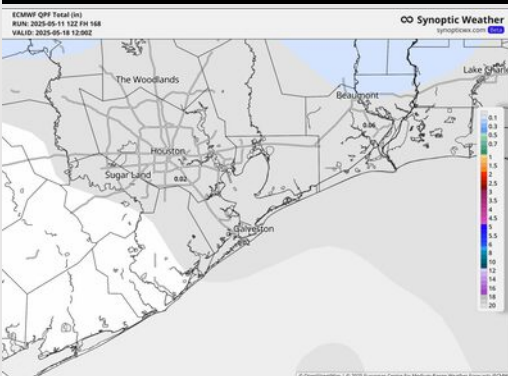
8-14 Day Temperature Departure




15-30 Day Temperature Departure



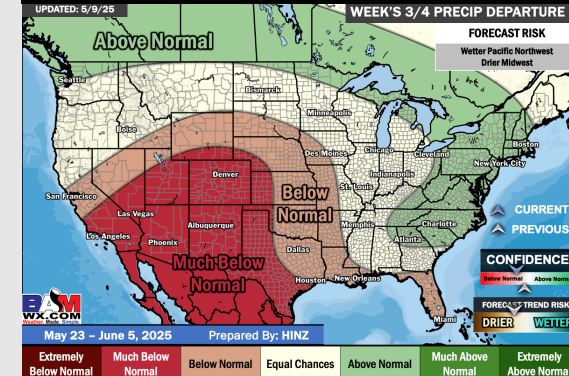
Next 7 Day Total Precipitation



8-14 Day % of Average Precip.



15-30 Day % of Average Precip.



- Temps are expected to be above normal the next 7 days. Scattered rain showers expected this weekend into early next week.
- Much above normal temps and below normal rainfall is favored for days 8 – 14.
- Above normal temperatures and below to much below normal precipitation chances are favored for the end of May/begin June.