

Houston Pilots Forecast Package



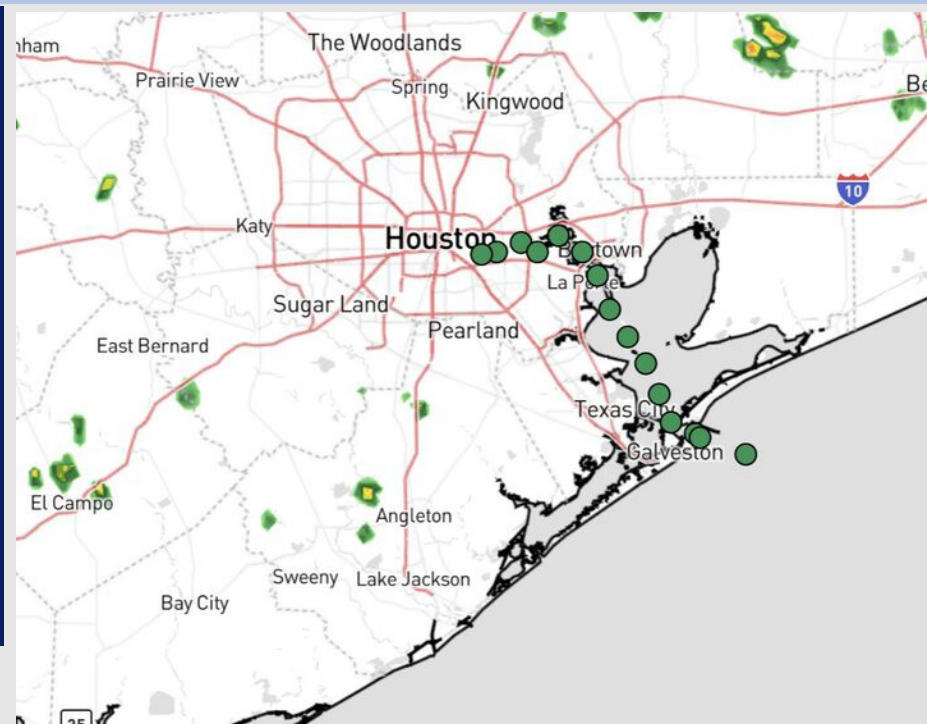
Updated: 12:00 PM CT

Friday, April 25, 2025

Forecaster: Adam Feick

Weather Headlines

- Dry conditions to end the week and start the weekend with rain chances returning on Sunday.
- Not favoring any fog concerns the next few days.



Current Radar: 11:40 AM CT

As always, please do not hesitate to reach out to us with any forecast questions at **(317)-560-8122**. **Press 1 for forecast questions.**

You can also access real-time forecast updates and 24/7 meteorological chat assistance on your **Clarity** app. Click [here](#) for login assistance.



Houston Pilots Visibility Chart (miles)



Visibility	Fri 1 pm	Fri 2 pm	Fri 3 pm	Fri 4 pm	Fri 5 pm	Fri 6 pm	Fri 7 pm	Fri 8 pm	Fri 9 pm	Fri 10 pm	Fri 11 pm	Sat 12 am	Sat 1 am	Sat 2 am	Sat 3 am	Sat 4 am	Sat 5 am	Sat 6 am	Sat 7 am	Sat 8 am	Sat 9 am	Sat 10 am	Sat 11 am	Sat 12 pm
Houston Pilots N - 610 Bridge	10	10	10	10	10	10	10	10	10	10	10	9	7.9	6.9	6.9	6.9	6.9	6.9	6.9	4.9	4.9	6.9	10	10
Houston Pilots M - Kinder 1	10	10	10	10	10	10	10	10	10	10	10	7.9	7.9	6.9	6.9	6.9	6.9	6.9	5.9	4.9	4.9	6.9	10	10
Houston Pilots L - Greens Bayou	10	10	10	10	10	10	10	10	10	10	9	6.9	6.9	6.9	6.9	6.9	6.9	5.9	4.9	3.9	3.9	6.9	9	10
Houston Pilots K - Shell Crude	10	10	10	9	9	10	10	10	10	10	9	6.9	6.9	6.9	6.9	6.9	6.9	5.9	4.9	3.9	3.9	6.9	9	10
Houston Pilots J - Lynchburg Ferries	10	10	10	10	10	10	10	10	10	10	9	6.9	6.9	6.9	6.9	6.9	6.9	5.9	4.9	3.9	3.9	6.9	7.9	9
Houston Pilots I - Exxon 3	9	9	9	9	9	10	10	10	9	9	7.9	6.9	6.9	6.9	6.9	6.9	6.9	5.9	4.9	3.9	3.9	6.9	7.9	9
Houston Pilots H - Morgans Point	9	9	9	9	9	10	10	10	9	9	7.9	6.9	6.9	6.9	6.9	6.9	6.9	5.9	4.9	3.9	3.9	5.9	7.9	9
Houston Pilots G - 75/76	6.9	6.9	6.9	6.9	6.9	7.9	7.9	7.9	7.9	9	7.9	7.9	6.9	6.9	6.9	6.9	4.9	4.9	4.9	3.9	2.9	4.9	5.9	10
Houston Pilots F - 63/64	6.9	6.9	6.9	6.9	6.9	7.9	7.9	7.9	7.9	9	7.9	7.9	6.9	6.9	6.9	6.9	4.9	4.9	4.9	3.9	2.9	4.9	5.9	10
Houston Pilots E - 51/52	6.9	6.9	6.9	6.9	6.9	6.9	7.9	7.9	6.9	9	7.9	6.9	6.9	6.9	6.9	6.9	4.9	4.9	4.9	3.9	2.9	4.9	4.9	10
Houston Pilots D - 37/38	6.9	6.9	6.9	6.9	6.9	6.9	7.9	7.9	6.9	9	7.9	6.9	6.9	6.9	6.9	6.9	5.9	4.9	4.9	3.9	2.9	4.9	4.9	10
Houston Pilots C - 25/26	6.9	6.9	6.9	6.9	6.9	6.9	7.9	7.9	6.9	9	7.9	6.9	7.9	6.9	6.9	6.9	5.9	4.9	4.9	3.9	2.9	4.9	4.9	10
Houston Pilots B - 11/12	5.9	6.9	6.9	6.9	5.9	6.9	6.9	6.9	6.9	7.9	7.9	6.9	6.9	6.9	6.9	6.9	5.9	5.9	4.9	4.9	2.9	3.9	4.9	10
Houston Pilots A - 1 & 2 Bravo	5.9	5.9	5.9	5.9	5.9	6.9	6.9	6.9	6.9	7.9	6.9	6.9	6.9	6.9	6.9	6.9	5.9	4.9	4.9	4.9	2.9	3.9	4.9	10

NOTE: This is automated data that may/may not agree with the official BAM thinking that's found on the daily slides or special visibility report slides. This data should be used as a guide only

Houston Pilots Wind Chart



Sustained Wind 10 Knots
Gusts 15 Knots
Wind from the SE



Wind	Fri 1 pm	Fri 2 pm	Fri 3 pm	Fri 4 pm	Fri 5 pm	Fri 6 pm	Fri 7 pm	Fri 8 pm	Fri 9 pm	Fri 10 pm	Fri 11 pm	Sat 12 am	Sat 1 am	Sat 2 am	Sat 3 am	Sat 4 am	Sat 5 am	Sat 6 am	Sat 7 am	Sat 8 am	Sat 9 am	Sat 10 am	Sat 11 am	Sat 12 pm
Houston Pilots N - 610 Bridge	8 16 ↖	9 17 ↖	9 17 ↖	9 17 ↖	9 18 ↖	9 17 ↖	9 17 ↖	8 16 ↖	8 15 ↖	6 13 ↖	6 12 ↖	6 10 ↖	5 9 ↖	5 9 ↖	3 8 ↖	3 8 ↖	3 8 ↖	3 8 ↖	3 8 ↖	3 9 ↖	5 9 ↖	6 12 ↖	7 14 ↖	8 16 ↖
Houston Pilots M - Kinder 1	8 16 ↖	9 17 ↖	9 17 ↖	9 17 ↖	9 18 ↖	9 17 ↖	9 17 ↖	8 16 ↖	8 15 ↖	6 12 ↖	6 12 ↖	6 10 ↖	5 9 ↖	5 9 ↖	3 8 ↖	3 8 ↖	3 8 ↖	3 8 ↖	3 8 ↖	3 9 ↖	5 9 ↖	6 12 ↖	7 14 ↖	8 15 ↖
Houston Pilots L - Greens Bayou	8 16 ↖	9 17 ↖	9 17 ↖	10 17 ↖	10 18 ↖	9 17 ↖	9 17 ↖	8 16 ↖	7 14 ↖	6 12 ↖	6 12 ↖	5 10 ↖	5 9 ↖	5 9 ↖	3 8 ↖	3 8 ↖	3 8 ↖	7 7 ↖	3 7 ↖	3 8 ↖	5 9 ↖	6 12 ↖	7 14 ↖	8 15 ↖
Houston Pilots K - Shell Crude	8 16 ↖	9 17 ↖	9 17 ↖	10 17 ↖	10 18 ↖	10 17 ↖	9 17 ↖	8 15 ↖	8 14 ↖	6 12 ↖	6 12 ↖	6 10 ↖	5 9 ↖	5 9 ↖	3 8 ↖	3 8 ↖	3 8 ↖	7 7 ↖	3 7 ↖	3 8 ↖	5 9 ↖	6 12 ↖	7 14 ↖	8 15 ↖
Houston Pilots J - Lynchburg Ferries	8 16 ↖	9 17 ↖	10 17 ↖	10 17 ↖	10 18 ↖	10 17 ↖	9 17 ↖	8 16 ↖	7 14 ↖	6 12 ↖	6 10 ↖	5 10 ↖	5 9 ↖	3 8 ↖	3 7 ↖	3 7 ↖	3 7 ↖	3 7 ↖	3 7 ↖	3 8 ↖	5 9 ↖	6 12 ↖	7 13 ↖	8 15 ↖
Houston Pilots I - Exxon 3	10 17 ↖	10 17 ↖	10 18 ↖	12 18 ↖	12 18 ↖	12 18 ↖	12 18 ↖	10 16 ↖	10 15 ↖	8 13 ↖	8 13 ↖	7 12 ↖	7 10 ↖	7 10 ↖	6 9 ↖	6 9 ↖	6 9 ↖	6 9 ↖	6 9 ↖	6 9 ↖	6 10 ↖	8 13 ↖	8 14 ↖	9 16 ↖
Houston Pilots H - Morgans Point	10 17 ↖	10 17 ↖	10 18 ↖	12 18 ↖	12 20 ↖	12 18 ↖	12 18 ↖	10 16 ↖	10 15 ↖	8 13 ↖	8 13 ↖	7 12 ↖	7 10 ↖	7 10 ↖	6 10 ↖	6 9 ↖	6 9 ↖	6 9 ↖	6 9 ↖	6 9 ↖	7 10 ↖	8 13 ↖	8 14 ↖	9 16 ↖
Houston Pilots G - 75/76	10 18 ↖	12 18 ↖	12 20 ↖	12 20 ↖	13 21 ↖	13 20 ↖	13 20 ↖	12 17 ↖	10 15 ↖	9 14 ↖	8 13 ↖	8 13 ↖	8 12 ↖	8 13 ↖	8 12 ↖	8 12 ↖	8 12 ↖	8 12 ↖	8 12 ↖	8 12 ↖	8 13 ↖	9 13 ↖	10 15 ↖	10 17 ↖
Houston Pilots F - 63/64	10 18 ↖	12 18 ↖	12 20 ↖	12 20 ↖	12 20 ↖	13 20 ↖	12 18 ↖	12 17 ↖	10 15 ↖	9 14 ↖	8 13 ↖	8 13 ↖	8 13 ↖	8 13 ↖	8 13 ↖	8 12 ↖	8 12 ↖	8 12 ↖	8 12 ↖	8 12 ↖	8 13 ↖	9 14 ↖	10 15 ↖	10 17 ↖
Houston Pilots E - 51/52	12 18 ↖	12 18 ↖	12 20 ↖	12 18 ↖	12 18 ↖	12 18 ↖	12 17 ↖	10 16 ↖	10 15 ↖	9 14 ↖	8 13 ↖	8 13 ↖	8 13 ↖	8 13 ↖	8 13 ↖	8 13 ↖	8 13 ↖	8 12 ↖	8 12 ↖	8 12 ↖	8 13 ↖	9 14 ↖	10 15 ↖	10 17 ↖
Houston Pilots D - 37/38	10 18 ↖	12 18 ↖	12 18 ↖	12 18 ↖	12 18 ↖	10 17 ↖	10 17 ↖	10 15 ↖	10 15 ↖	9 13 ↖	8 13 ↖	8 13 ↖	8 13 ↖	8 13 ↖	8 13 ↖	8 13 ↖	8 13 ↖	8 12 ↖	8 12 ↖	8 12 ↖	8 13 ↖	9 14 ↖	10 15 ↖	10 17 ↖
Houston Pilots C - 25/26	10 17 ↖	12 17 ↖	10 17 ↖	10 17 ↖	10 17 ↖	10 16 ↖	10 16 ↖	10 15 ↖	9 14 ↖	8 13 ↖	8 13 ↖	8 13 ↖	8 13 ↖	8 13 ↖	8 13 ↖	8 13 ↖	8 13 ↖	8 12 ↖	8 12 ↖	8 12 ↖	8 13 ↖	9 13 ↖	9 15 ↖	10 16 ↖
Houston Pilots B - 11/12	10 16 ↖	10 17 ↖	10 16 ↖	10 16 ↖	10 16 ↖	10 16 ↖	10 15 ↖	9 14 ↖	8 13 ↖	8 12 ↖	8 13 ↖	8 12 ↖	8 12 ↖	8 12 ↖	8 12 ↖	8 13 ↖	8 13 ↖	8 12 ↖	8 12 ↖	8 12 ↖	8 13 ↖	8 13 ↖	9 14 ↖	10 15 ↖
Houston Pilots A - 1 & 2 Bravo	10 16 ↖	10 16 ↖	10 15 ↖	10 16 ↖	10 15 ↖	9 15 ↖	10 15 ↖	9 15 ↖	9 14 ↖	8 13 ↖	8 13 ↖	8 13 ↖	9 13 ↖	9 14 ↖	9 14 ↖	9 14 ↖	9 14 ↖	9 13 ↖	8 13 ↖	9 13 ↖	9 13 ↖	9 14 ↖	9 15 ↖	9 15 ↖

NOTE: This is automated data that may/may not agree with the official BAM thinking that's found on the daily slides.
This data should be used as a guide only.

Houston Pilots: FRI. 4/25/2025

Forecast Discussion

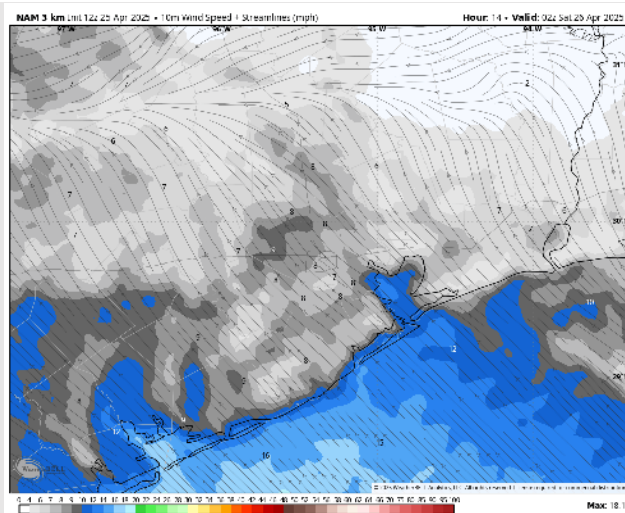
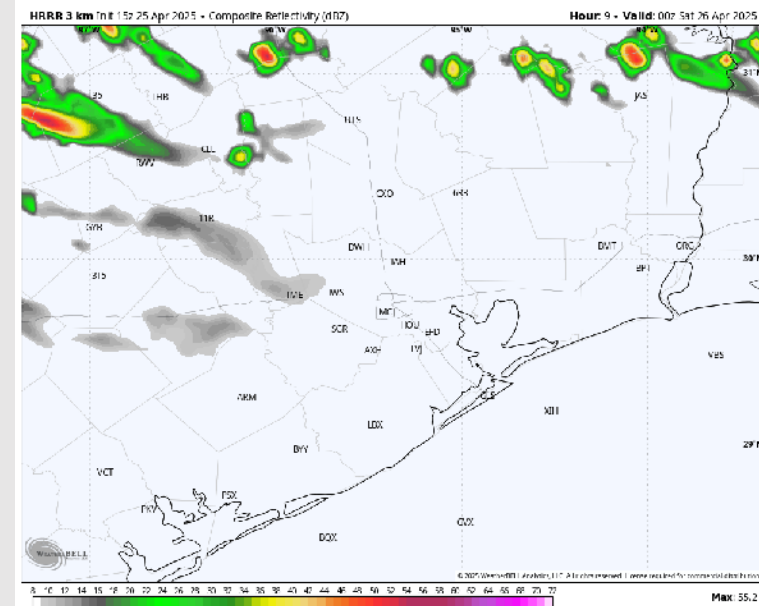
Precip: Favoring dry conditions the rest of the day.

Wind: Winds will be out of the SE through the rest of the day. **N of Morgan's Point:** Winds will be at 4 - 9 kts through the rest of the day. **S of Morgan's Point:** Winds will be at 9 - 14 kts through the rest of the day.

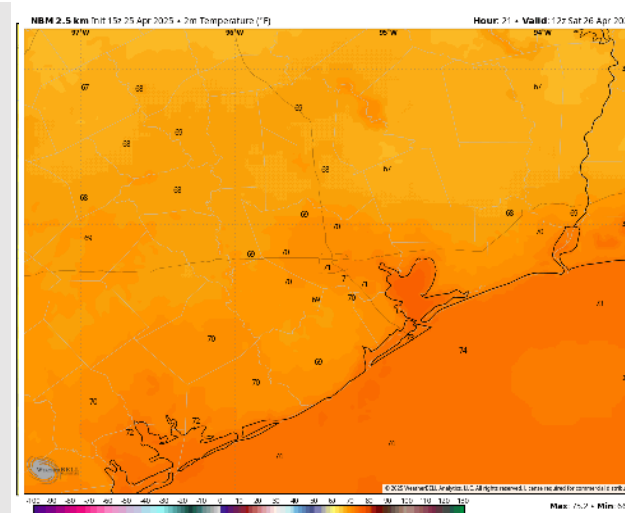
Low Temps: **N of Morgan's Point:** Low 70s F. **S of Morgan's Point:** Mid to low 70s F.

Visibility: No fog concerns for the rest of the day.

Precip Image: 7 PM CT



Wind Speed:
9 PM CT



Low Temps
SAT AM

Houston Pilots: SAT. 4/26/2025

Forecast Discussion

Precip: Favoring dry conditions for the day on Saturday.

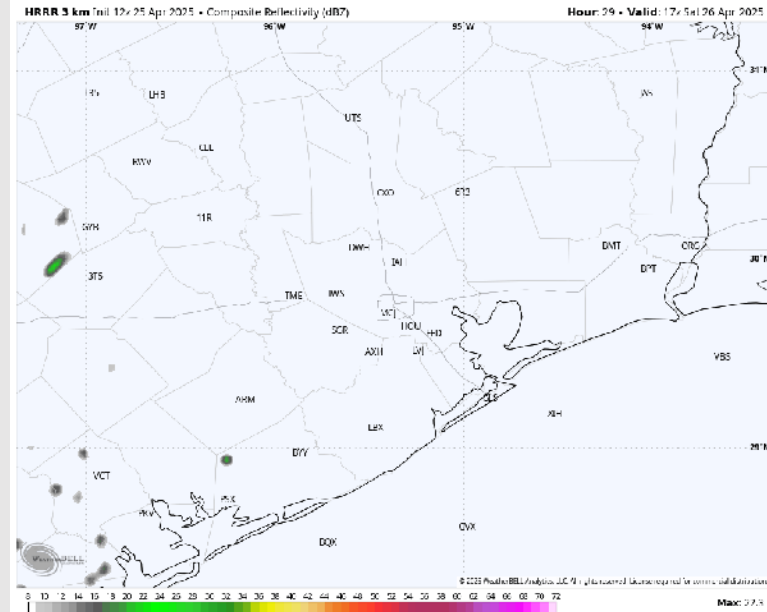
Wind: Winds will be out of the SE throughout Saturday.

N of Morgan's Point: Winds will be at 4 – 10 kts for Saturday. **S of Morgan's Point:** Winds will be at 8 – 13 kts for Saturday.

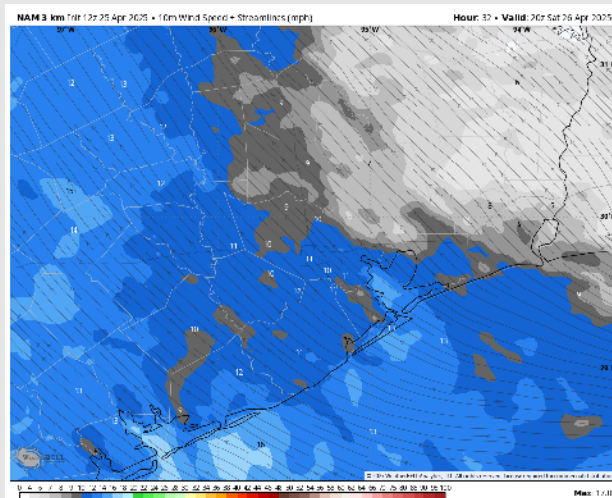
High Temps: **N of Morgan's Point:** Mid to low 80s F. **S of Morgan's Point:** Upper 70s F.

Visibility: Not anticipating fog concerns Saturday.


Precip Image: 12 PM CT



Wind Speed:
3 PM CT



High Temps
Saturday



Houston Pilots: SUN. 4/27/2025

Forecast Discussion

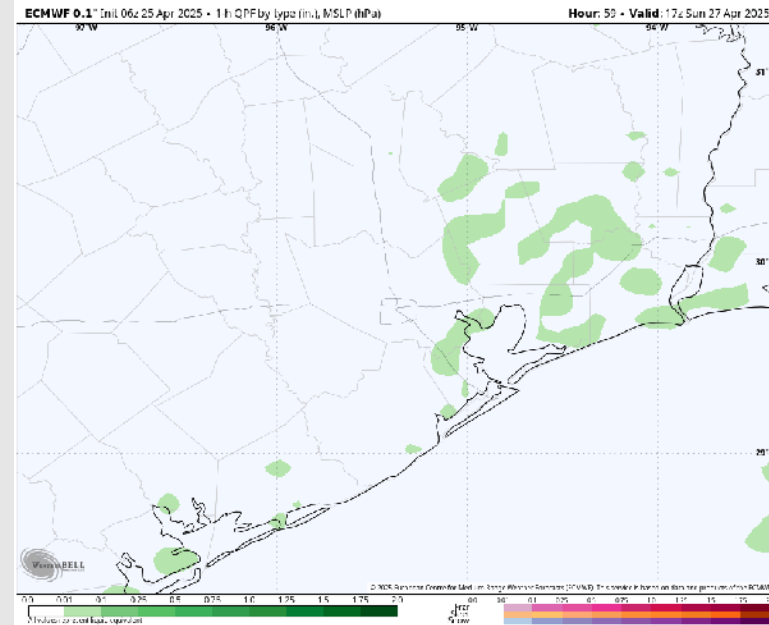
Precip: Isolated (20%) showers will be possible from 9AM – 5PM.

Wind: Winds will be out of the S/SE for Sunday. **N of Morgan's Point:** Winds will be at 4– 10 kts throughout the day Sunday. **S of Morgan's Point:** Winds will be at 9 – 14 kts throughout the day Sunday.

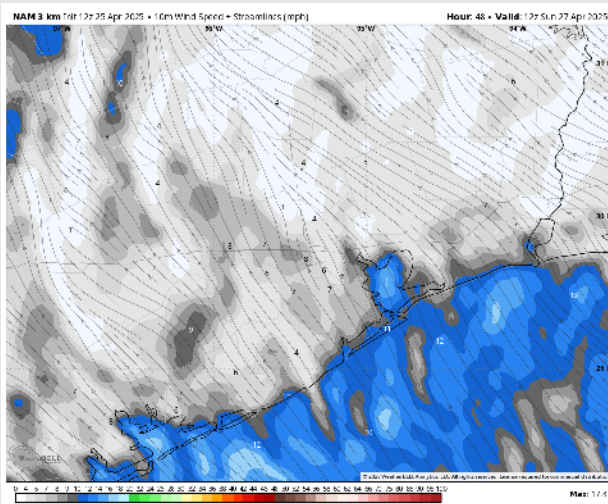
High Temps: **N of Morgan's Point:** Mid 80s F. **S of Morgan's Point:** Upper 70s F to Low 80s F.

Visibility: No fog concerns for Sunday.


Precip Image: 12 PM CT



Wind Speed
7 AM CT

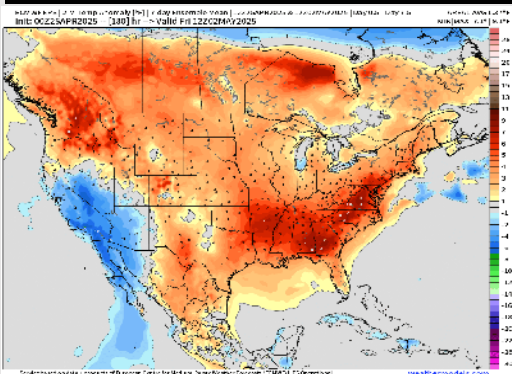


High Temps
Sunday

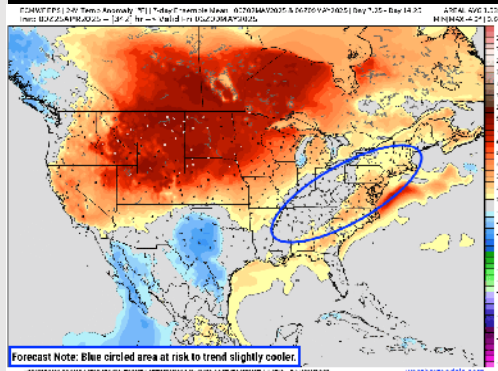


Houston Pilots: 4/25/25

Next 7 Day Temperature Departure

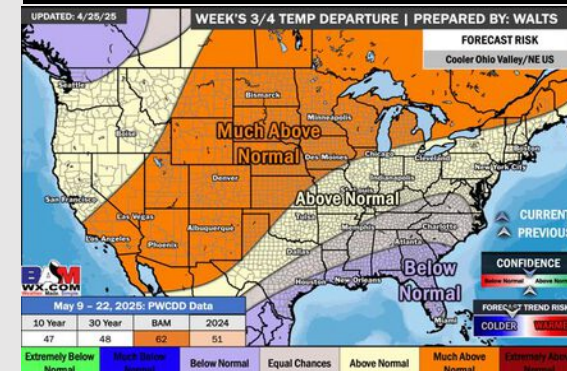


8-14 Day Temperature Departure

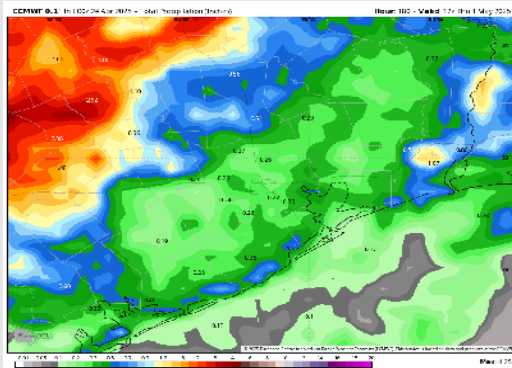


Forecast Note: Blue circled area at risk to trend slightly cooler.

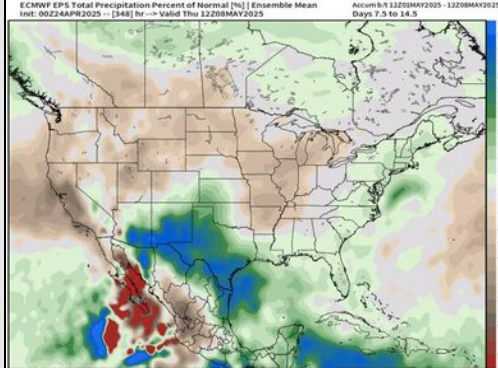
15-30 Day Temperature Departure



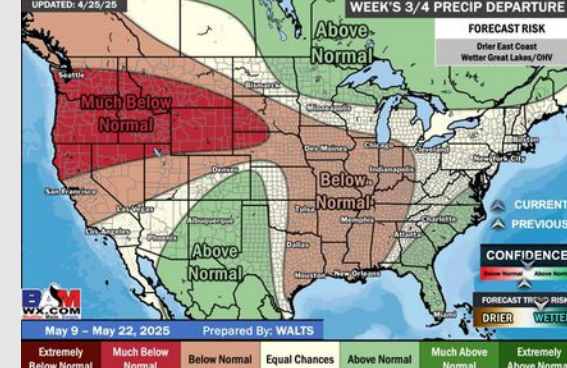
Next 7 Day Total Precipitation



8-14 Day % of Average Precip.



15-30 Day % of Average Precip.



- Temps are expected to be above normal the next 7 days. Scattered rain showers expected to end the weekend and through early next week.
- Near normal temps and well above normal rainfall is favored 8 - 14 days from now.
- Below normal temperatures and below normal precipitation chances are favored for early to mid May.