

# Houston Pilots Forecast Package

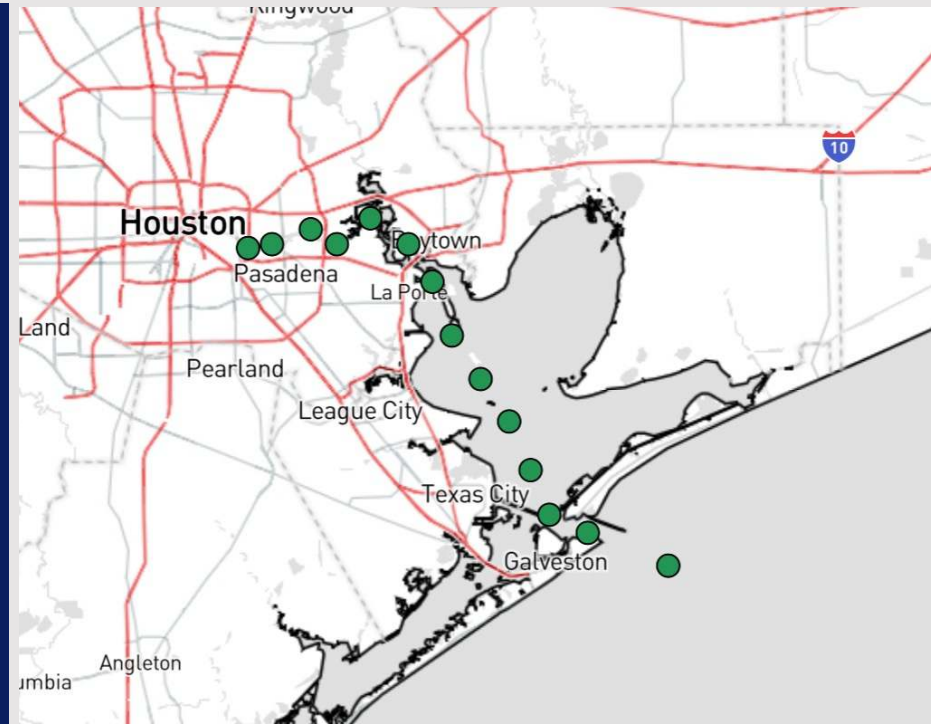


Updated: 10:15 PM CT  
Sunday, April 13, 2025

Forecaster: Tyler Riggles

## Weather Headlines

- Dry conditions and calmer winds are favored the next 7 days.
- Not currently favoring any fog over the next few days.



Current Radar: 10:13 PM CT

As always, please do not hesitate to reach out to us with any forecast questions at [\(317\)-560-8122](tel:317-560-8122). Press 1 for forecast questions.

You can also access real-time forecast updates and 24/7 meteorological chat assistance on your [Clarity](#) app. Click [here](#) for login assistance.



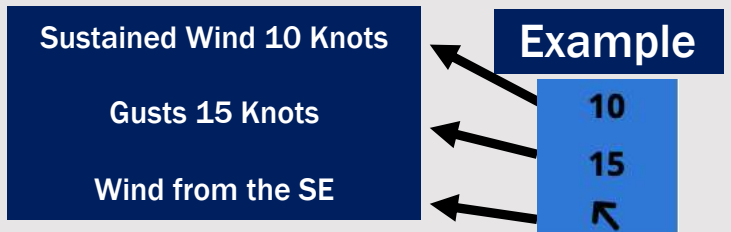
# Houston Pilots Visibility Chart (miles)



Visibility	Mon 12 am	Mon 1 am	Mon 2 am	Mon 3 am	Mon 4 am	Mon 5 am	Mon 6 am	Mon 7 am	Mon 8 am	Mon 9 am	Mon 10 am	Mon 11 am	Mon 12 pm	Mon 1 pm	Mon 2 pm	Mon 3 pm	Mon 4 pm	Mon 5 pm	Mon 6 pm	Mon 7 pm	Mon 8 pm	Mon 9 pm	Mon 10 pm	Mon 11 pm
Houston Pilots N - 610 Bridge	10	10	10	10	10	10	10	10	10	9	10	10	10	10	10	10	10	10	10	10	10	10	10	10
Houston Pilots M - Kinder 1	10	10	10	10	10	10	10	10	10	9	10	10	10	10	10	10	10	10	10	10	10	10	10	10
Houston Pilots L - Greens Bayou	10	10	10	10	10	10	10	10	10	9	10	10	10	10	10	10	10	10	10	10	10	10	10	10
Houston Pilots K - Shell Crude	10	10	10	10	10	10	10	10	10	9	10	10	10	10	10	10	10	10	10	10	10	10	10	10
Houston Pilots J - Lynchburg Ferries	10	10	10	10	10	10	10	10	10	9	10	10	10	10	10	10	10	10	10	10	10	10	10	10
Houston Pilots I - Exxon 3	10	10	10	10	10	10	10	10	10	9	10	10	10	10	10	10	10	10	10	10	10	10	10	10
Houston Pilots H - Morgans Point	10	10	10	10	10	10	10	10	10	10	10	10	10	10	10	10	10	10	10	10	10	10	10	10
Houston Pilots G - 75/76	10	10	10	10	10	10	10	10	10	10	10	10	10	10	10	10	10	10	10	10	10	10	10	10
Houston Pilots F - 63/64	10	10	10	10	10	10	10	10	10	10	10	10	10	10	10	10	10	10	10	10	10	10	10	10
Houston Pilots E - 51/52	10	10	10	10	10	10	10	10	10	10	10	10	10	10	10	10	10	10	10	10	10	10	10	10
Houston Pilots D - 37/38	10	10	10	10	10	10	10	10	10	10	10	10	10	10	10	10	10	10	10	10	10	10	10	9
Houston Pilots C - 25/26	10	10	10	10	10	10	10	10	10	10	10	10	10	10	10	10	10	10	10	10	10	10	10	9
Houston Pilots B - 11/12	10	10	10	10	10	10	10	10	10	10	10	10	10	10	10	10	10	10	10	10	10	10	10	10
Houston Pilots A - 1 & 2 Bravo	10	10	10	10	10	10	10	10	10	10	10	10	10	10	10	10	10	10	10	9	7.9	7.9	10	10

**NOTE: This is automated data that may/may not agree with the official BAM thinking that's found on the daily slides or special visibility report slides. This data should be used as a guide only**

# Houston Pilots Wind Chart



Wind	Mon 12 am	Mon 1 am	Mon 2 am	Mon 3 am	Mon 4 am	Mon 5 am	Mon 6 am	Mon 7 am	Mon 8 am	Mon 9 am	Mon 10 am	Mon 11 am	Mon 12 pm	Mon 1 pm	Mon 2 pm	Mon 3 pm	Mon 4 pm	Mon 5 pm	Mon 6 pm	Mon 7 pm	Mon 8 pm	Mon 9 pm	Mon 10 pm	Mon 11 pm
Houston Pilots N - 610 Bridge	10 ↑	10 ↑	10 ↑	10 ↑	9 ↑	8 ↑	8 ↑	8 ↑	8 ↑	8 ↑	9 ↑	10 ↑	10 ↑	12 ↑	10 ↑	12 ↑	12 ↑	12 ↑	12 ↑	12 ↑	12 ↑	10 ↑	9 ↑	8 ↑
Houston Pilots M - Kinder 1	10 ↑	10 ↑	10 ↑	10 ↑	9 ↑	8 ↑	8 ↑	8 ↑	8 ↑	8 ↑	9 ↑	10 ↑	10 ↑	12 ↑	12 ↑	12 ↑	12 ↑	12 ↑	12 ↑	12 ↑	12 ↑	10 ↑	9 ↑	8 ↑
Houston Pilots L - Greens Bayou	10 ↑	10 ↑	10 ↑	10 ↑	9 ↑	8 ↑	8 ↑	8 ↑	8 ↑	8 ↑	9 ↑	10 ↑	10 ↑	12 ↑	12 ↑	12 ↑	12 ↑	12 ↑	13 ↑	12 ↑	12 ↑	10 ↑	9 ↑	8 ↑
Houston Pilots K - Shell Crude	10 ↑	10 ↑	10 ↑	10 ↑	9 ↑	8 ↑	8 ↑	8 ↑	8 ↑	8 ↑	10 ↑	10 ↑	12 ↑	12 ↑	12 ↑	12 ↑	13 ↑	13 ↑	13 ↑	13 ↑	12 ↑	10 ↑	9 ↑	8 ↑
Houston Pilots J - Lynchburg Ferries	10 ↑	10 ↑	10 ↑	9 ↑	9 ↑	8 ↑	8 ↑	8 ↑	8 ↑	8 ↑	9 ↑	10 ↑	12 ↑	12 ↑	12 ↑	12 ↑	13 ↑	13 ↑	13 ↑	13 ↑	12 ↑	10 ↑	9 ↑	8 ↑
Houston Pilots I - Exxon 3	15 ↑	15 ↑	15 ↑	14 ↑	13 ↑	13 ↑	13 ↑	12 ↑	12 ↑	12 ↑	13 ↑	13 ↑	13 ↑	13 ↑	13 ↑	13 ↑	14 ↑	14 ↑	15 ↑	15 ↑	15 ↑	14 ↑	13 ↑	10 ↑
Houston Pilots H - Morgans Point	15 ↑	15 ↑	15 ↑	14 ↑	13 ↑	13 ↑	13 ↑	12 ↑	12 ↑	13 ↑	13 ↑	13 ↑	13 ↑	13 ↑	13 ↑	14 ↑	14 ↑	14 ↑	15 ↑	15 ↑	15 ↑	14 ↑	13 ↑	10 ↑
Houston Pilots G - 75/76	16 ↑	16 ↑	17 ↑	16 ↑	16 ↑	15 ↑	15 ↑	15 ↑	15 ↑	15 ↑	15 ↑	15 ↑	15 ↑	15 ↑	15 ↑	15 ↑	15 ↑	15 ↑	15 ↑	15 ↑	16 ↑	15 ↑	15 ↑	13 ↑
Houston Pilots F - 63/64	16 ↑	17 ↑	17 ↑	17 ↑	16 ↑	16 ↑	15 ↑	15 ↑	15 ↑	15 ↑	15 ↑	15 ↑	15 ↑	15 ↑	15 ↑	15 ↑	15 ↑	15 ↑	15 ↑	15 ↑	15 ↑	15 ↑	13 ↑	12 ↑
Houston Pilots E - 51/52	16 ↑	16 ↑	17 ↑	17 ↑	17 ↑	17 ↑	16 ↑	16 ↑	15 ↑	16 ↑	16 ↑	16 ↑	16 ↑	15 ↑	15 ↑	15 ↑	15 ↑	15 ↑	15 ↑	15 ↑	15 ↑	14 ↑	13 ↑	12 ↑
Houston Pilots D - 37/38	15 ↑	16 ↑	17 ↑	17 ↑	17 ↑	17 ↑	16 ↑	16 ↑	16 ↑	16 ↑	16 ↑	16 ↑	16 ↑	15 ↑	15 ↑	15 ↑	15 ↑	15 ↑	15 ↑	14 ↑	14 ↑	13 ↑	13 ↑	12 ↑
Houston Pilots C - 25/26	15 ↑	16 ↑	16 ↑	17 ↑	17 ↑	17 ↑	17 ↑	16 ↑	16 ↑	16 ↑	16 ↑	16 ↑	16 ↑	15 ↑	15 ↑	15 ↑	14 ↑	14 ↑	14 ↑	14 ↑	13 ↑	13 ↑	12 ↑	10 ↑
Houston Pilots B - 11/12	14 ↑	15 ↑	15 ↑	15 ↑	16 ↑	16 ↑	16 ↑	15 ↑	15 ↑	15 ↑	15 ↑	15 ↑	15 ↑	14 ↑	14 ↑	14 ↑	13 ↑	13 ↑	13 ↑	13 ↑	13 ↑	12 ↑	10 ↑	10 ↑
Houston Pilots A - 1 & 2 Bravo	15 ↑	16 ↑	17 ↑	17 ↑	17 ↑	17 ↑	17 ↑	17 ↑	17 ↑	17 ↑	17 ↑	16 ↑	16 ↑	15 ↑	14 ↑	13 ↑	13 ↑	13 ↑	13 ↑	13 ↑	13 ↑	12 ↑	12 ↑	10 ↑

**NOTE: This is automated data that may/may not agree with the official BAM thinking that's found on the daily slides. This data should be used as a guide only.**

# Houston Pilots: MON. 4/14/2025



## Forecast Discussion

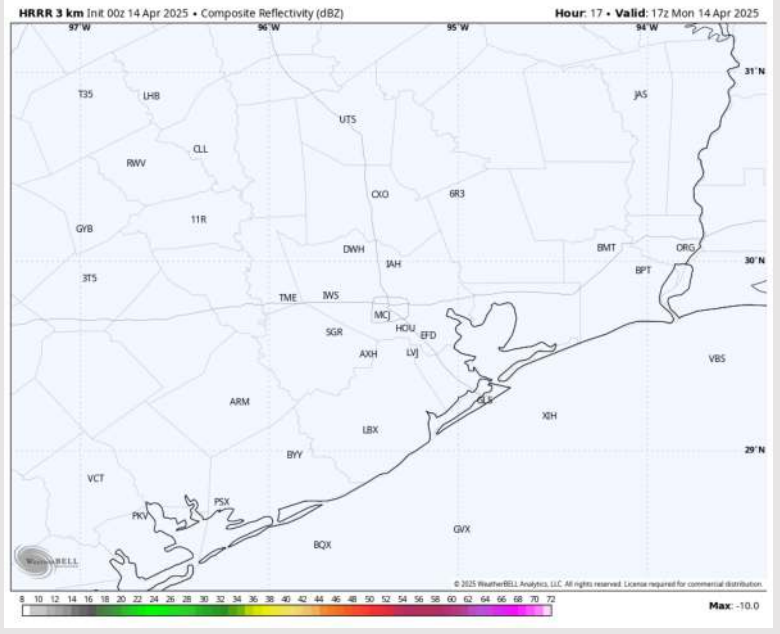
**Precip:** Favoring dry conditions for today.

**Wind:** Winds will be out of the SSW throughout the day. **N of Morgan's Point:** Winds will be at 6 - 11 kts for today. **S of Morgan's Point:** Winds will be 11-18 kts throughout the day. **Gusts can reach 25 kts through 7PM for all stations.**

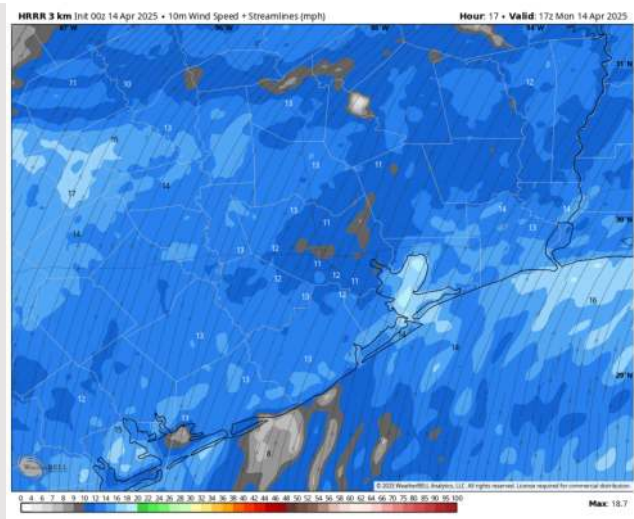
**High Temps:** **N of Morgan's Point:** Mid 80s F. **S of Morgan's Point:** Upper 70s F.

**Visibility:** Not anticipating visibility concerns for today.

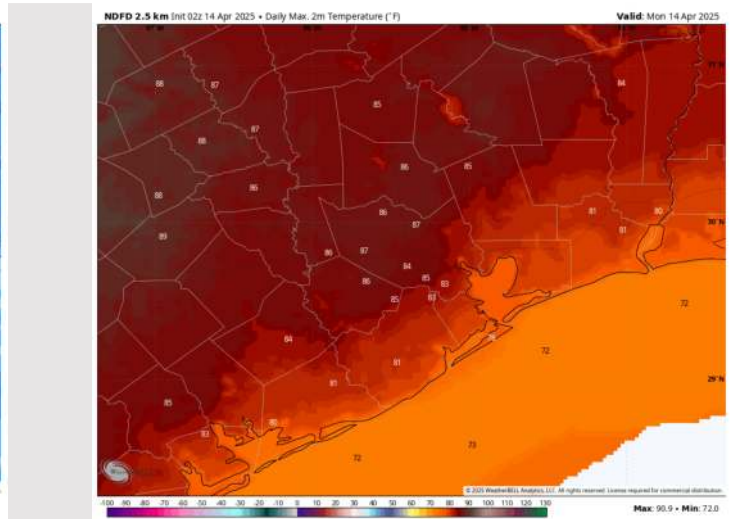
## Precip Image: 12 PM CT



## Wind Speed: 12 PM CT



Wind Speed:  
12 PM CT



High Temps  
Today

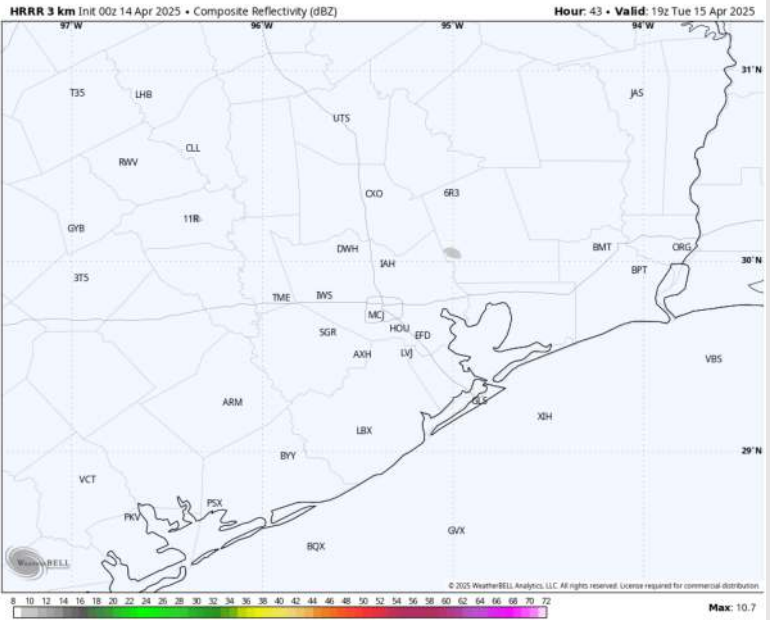
# Houston Pilots: TUE. 4/15/2025



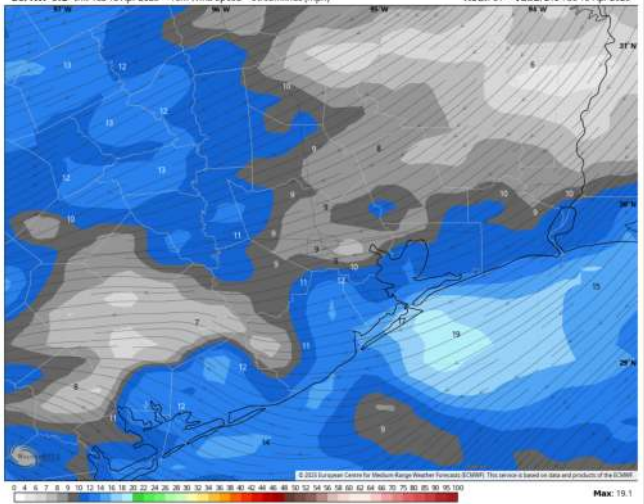
## Forecast Discussion

- Precip:** Favoring dry conditions for Tuesday.
- Wind:** Winds out of the SSW will quickly shift out of the N after 5 AM. Winds will then begin to shift clockwise after 10 AM and settle out of the E/SE after 4 PM. **N of Morgan's Point:** Winds will be at 3 - 8 kts throughout the day. **S of Morgan's Point:** Winds will be at 8 - 13 kts for Tuesday.
- High Temps:** **N of Morgan's Point:** Low 80s F. **S of Morgan's Point:** Mid 70s F.
- Visibility:** Not anticipating visibility concerns for Tuesday.

## Precip Image: 2 PM CT

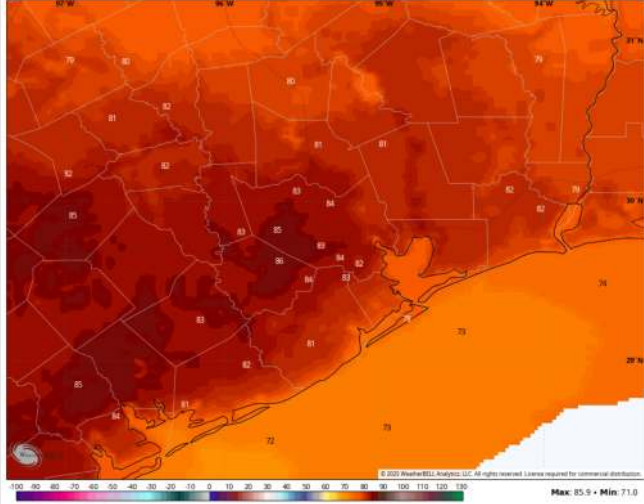


ECMWF 0.1° Init 18z 13 Apr 2025 • 10m Wind Speed • Streamlines (mph) Hour: 51 • Valid: 21z Tue 15 Apr 2025



Wind Speed  
4 PM CT

NDFD 2.5 km Init 02z 14 Apr 2025 • Daily Max. 2m Temperature (°F) Valid: Tue 15 Apr 2025



High Temps  
Tuesday

# Houston Pilots: WED. 4/16/2025



## Forecast Discussion

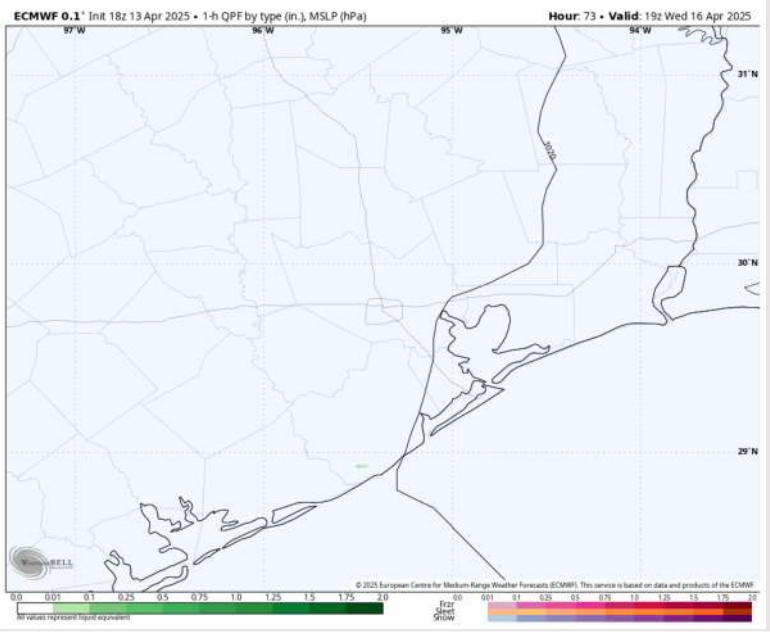
**Precip:** Dry conditions are favored for Wednesday.

**Wind:** Winds will be out of the E/SE throughout the day. **N of Morgan's Point:** Winds will be at 4 – 9 kts throughout Wednesday. **S of Morgan's Point:** Winds will be at 8 – 13 kts through 8 PM before increasing to 12 – 17 kts. **Gusts of 20 – 25 kts will be possible for ALL Stations after 10 AM.**

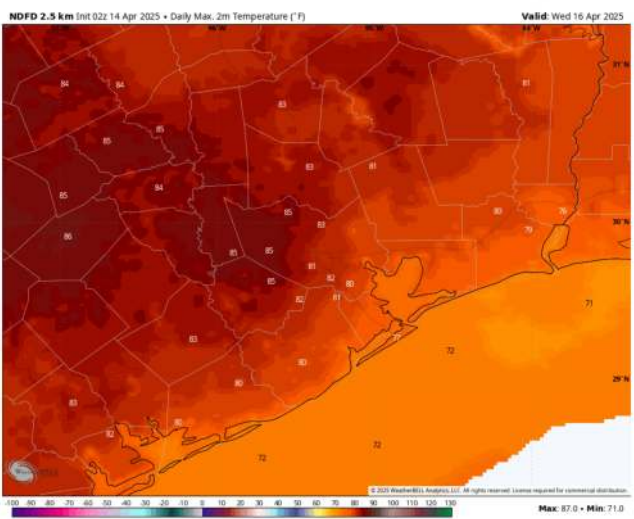
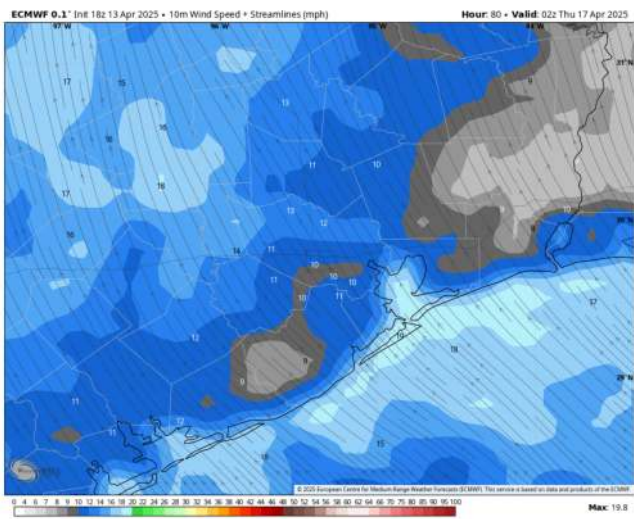
**High Temps:** **N of Morgan's Point:** Low 80s F. **S of Morgan's Point:** High 70s F.

**Visibility:** Not anticipating visibility concerns for Wednesday.

## Precip Image: 2 PM CT

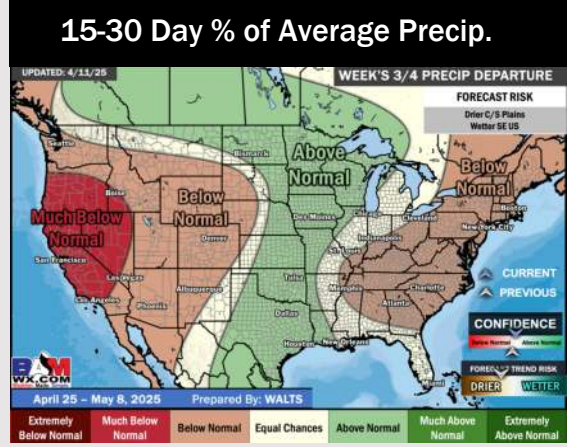
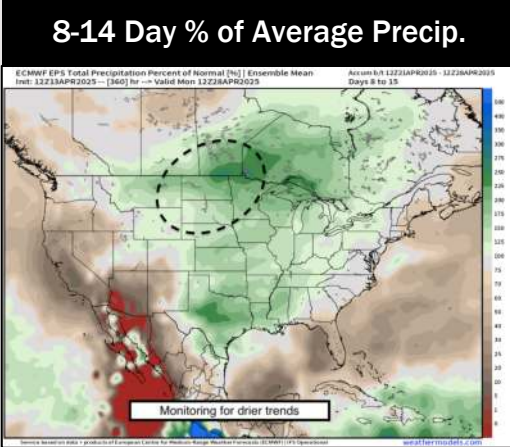
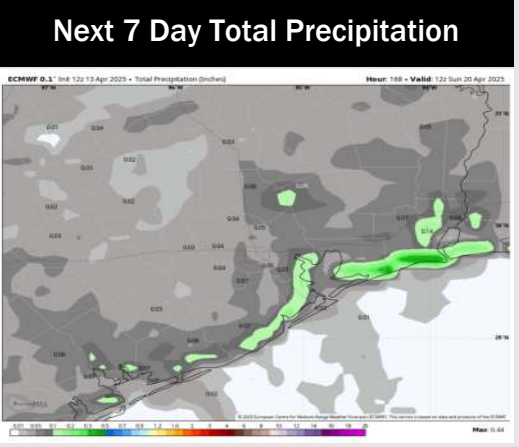
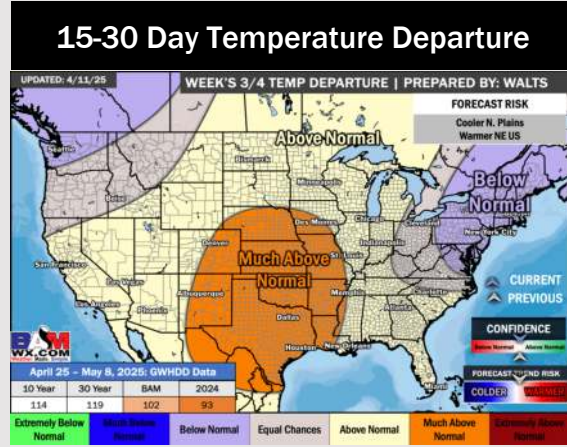
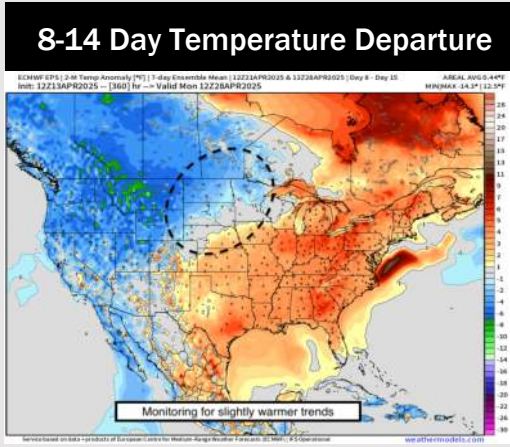
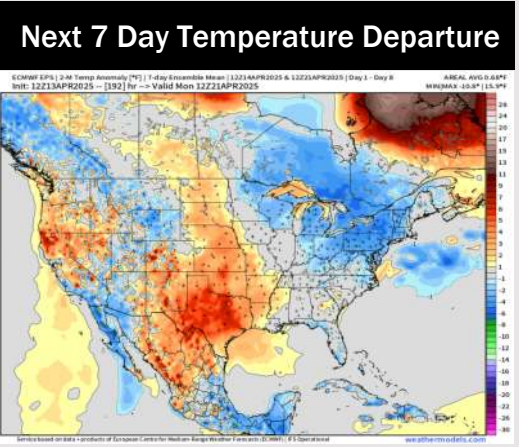


Wind Speed:  
9 PM CT



High Temps  
Wednesday

# Houston Pilots: 4/14/25



- Temps are expected to be above normal the next 7 days. Favoring mostly dry conditions over the next few days with rain working in mid-week.
- Above normal temps and above normal rainfall is favored 8 - 14 days from now.
- Much above normal temperatures and above normal precipitation is favored for the April 23 - May 8th timeframe.