

# Houston Pilots Forecast Package

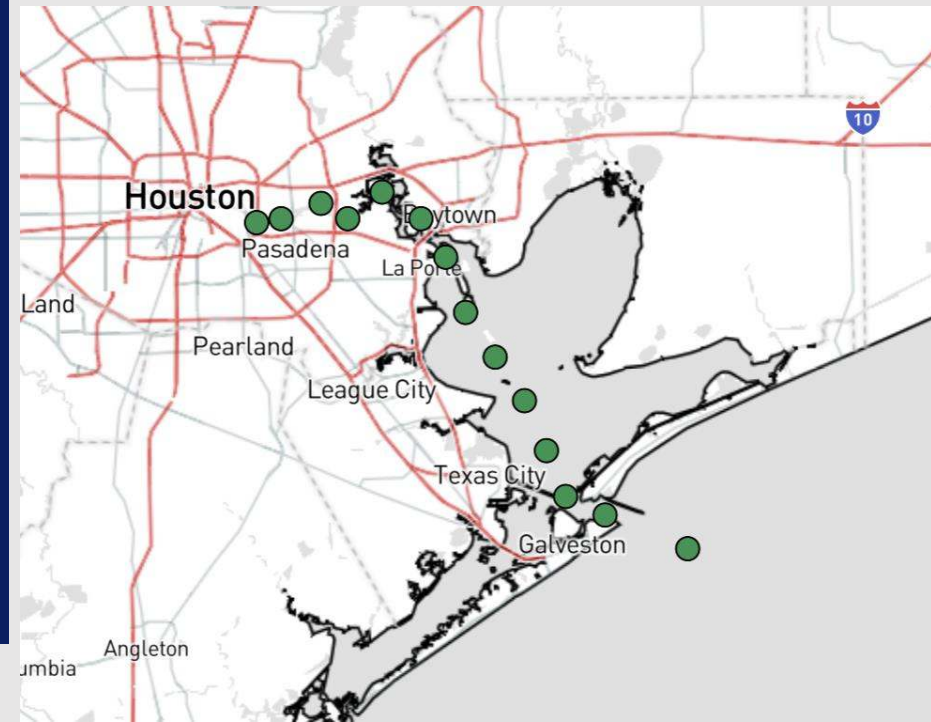


Updated: 12:00 PM CT  
Sunday, April 13, 2025

Forecaster: Adam Feick

## Weather Headlines

- Dry conditions and calmer winds are favored the next 7 days.
- Not currently favoring any fog over the next few days



Current Radar: 11:40 AM CT

As always, please do not hesitate to reach out to us with any forecast questions at [\(317\)-560-8122](tel:317-560-8122). Press 1 for forecast questions.

You can also access real-time forecast updates and 24/7 meteorological chat assistance on your [Clarity](#) app. Click [here](#) for login assistance.



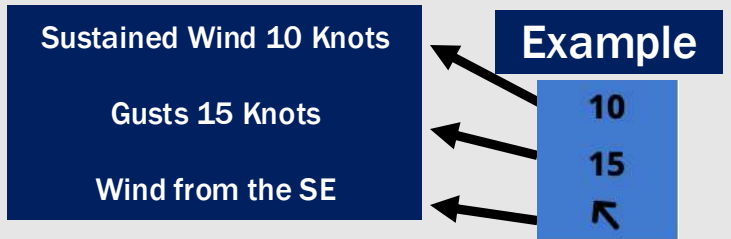
# Houston Pilots Visibility Chart (miles)



Visibility	Sun 1 pm	Sun 2 pm	Sun 3 pm	Sun 4 pm	Sun 5 pm	Sun 6 pm	Sun 7 pm	Sun 8 pm	Sun 9 pm	Sun 10 pm	Sun 11 pm	Mon 12 am	Mon 1 am	Mon 2 am	Mon 3 am	Mon 4 am	Mon 5 am	Mon 6 am	Mon 7 am	Mon 8 am	Mon 9 am	Mon 10 am	Mon 11 am	Mon 12 pm
Houston Pilots N - 610 Bridge	10	10	10	10	10	10	10	10	10	10	10	10	10	10	10	10	10	10	10	10	8	10	10	10
Houston Pilots M - Kinder 1	10	10	10	10	10	10	10	10	10	10	10	10	10	10	10	10	10	10	10	10	8	10	10	10
Houston Pilots L - Greens Bayou	10	10	10	10	10	10	10	10	10	10	10	10	10	10	10	10	10	10	10	10	8	10	10	10
Houston Pilots K - Shell Crude	10	10	10	10	10	10	10	10	10	10	10	10	10	10	10	10	10	10	10	10	8	10	10	10
Houston Pilots J - Lynchburg Ferries	10	10	10	10	10	10	10	10	10	10	10	10	10	10	10	10	10	10	10	10	8	10	10	10
Houston Pilots I - Exxon 3	10	10	10	10	10	10	10	10	10	10	10	10	10	10	10	10	10	10	10	10	8	10	10	10
Houston Pilots H - Morgans Point	10	10	10	10	10	10	10	10	10	10	10	10	10	10	10	10	10	10	10	10	8	10	10	10
Houston Pilots G - 75/76	10	10	10	10	10	10	10	10	10	10	10	10	10	10	10	10	10	10	10	10	9	10	10	10
Houston Pilots F - 63/64	10	10	10	10	10	10	10	10	10	10	10	10	10	10	10	10	10	10	10	10	9	10	10	10
Houston Pilots E - 51/52	10	10	10	10	10	10	10	10	10	10	10	10	10	10	10	10	10	10	10	10	9	10	10	10
Houston Pilots D - 37/38	10	10	10	10	10	10	10	10	10	10	10	10	10	10	10	10	10	10	10	10	9	10	10	10
Houston Pilots C - 25/26	10	10	10	10	10	10	10	10	10	10	10	10	10	10	10	10	10	10	10	10	9	10	10	10
Houston Pilots B - 11/12	10	10	10	10	10	10	10	10	10	10	10	10	10	10	10	10	10	10	10	10	9	10	10	10
Houston Pilots A - 1 & 2 Bravo	10	10	10	10	10	10	10	10	10	10	10	10	10	10	10	10	10	10	10	10	6.9	7.9	10	10

**NOTE: This is automated data that may/may not agree with the official BAM thinking that's found on the daily slides or special visibility report slides. This data should be used as a guide only**

# Houston Pilots Wind Chart



Wind	Sun 1 pm	Sun 2 pm	Sun 3 pm	Sun 4 pm	Sun 5 pm	Sun 6 pm	Sun 7 pm	Sun 8 pm	Sun 9 pm	Sun 10 pm	Sun 11 pm	Mon 12 am	Mon 1 am	Mon 2 am	Mon 3 am	Mon 4 am	Mon 5 am	Mon 6 am	Mon 7 am	Mon 8 am	Mon 9 am	Mon 10 am	Mon 11 am	Mon 12 pm
Houston Pilots N - 610 Bridge	13	13	14	14	15	15	15	13	13	13	10	10	10	10	9	8	8	8	8	8	8	9	10	10
	24	25	26	28	29	29	28	26	25	24	23	22	21	20	20	18	17	17	17	17	17	20	21	21
	↑	↑	↑	↑	↑	↑	↑	↑	↑	↑	↑	↑	↑	↑	↑	↑	↑	↑	↑	↑	↑	↑	↑	↑
Houston Pilots M - Kinder 1	13	13	14	14	15	15	15	13	13	12	10	10	10	10	9	8	8	8	8	8	8	9	10	10
	23	25	26	28	29	29	28	26	25	24	22	22	21	20	18	18	17	17	17	17	17	20	21	21
	↑	↑	↑	↑	↑	↑	↑	↑	↑	↑	↑	↑	↑	↑	↑	↑	↑	↑	↑	↑	↑	↑	↑	↑
Houston Pilots L - Greens Bayou	13	13	14	15	15	15	14	13	13	12	10	10	10	10	9	8	8	8	8	8	8	9	10	10
	23	25	26	26	28	29	28	25	24	23	22	22	21	20	18	18	17	17	17	17	17	20	21	21
	↑	↑	↑	↑	↑	↑	↑	↑	↑	↑	↑	↑	↑	↑	↑	↑	↑	↑	↑	↑	↑	↑	↑	↑
Houston Pilots K - Shell Crude	13	13	14	15	15	15	14	13	13	12	10	10	10	10	9	8	8	8	8	8	8	9	10	10
	23	25	25	26	28	29	26	25	24	23	22	21	21	20	18	18	17	17	17	17	17	20	21	21
	↑	↑	↑	↑	↑	↑	↑	↑	↑	↑	↑	↑	↑	↑	↑	↑	↑	↑	↑	↑	↑	↑	↑	↑
Houston Pilots J - Lynchburg Ferries	13	13	14	15	15	15	15	13	13	12	10	10	10	9	9	8	8	8	8	8	8	9	10	10
	23	24	25	26	28	29	26	25	24	23	22	21	20	20	18	18	17	17	17	17	17	18	20	21
	↑	↑	↑	↑	↑	↑	↑	↑	↑	↑	↑	↑	↑	↑	↑	↑	↑	↑	↑	↑	↑	↑	↑	↑
Houston Pilots I - Exxon 3	14	15	15	16	16	17	17	16	16	15	14	14	14	13	13	13	13	13	12	12	10	12	13	13
	23	24	25	26	26	28	26	25	24	23	22	22	21	21	20	20	18	18	17	17	17	20	21	21
	↑	↑	↑	↑	↑	↑	↑	↑	↑	↑	↑	↑	↑	↑	↑	↑	↑	↑	↑	↑	↑	↑	↑	↑
Houston Pilots H - Morgans Point	14	15	15	16	16	17	17	16	15	15	14	14	14	13	13	13	13	13	12	12	12	13	13	13
	23	24	25	26	26	28	26	25	24	23	22	22	22	21	20	20	20	20	18	17	18	20	21	21
	↑	↑	↑	↑	↑	↑	↑	↑	↑	↑	↑	↑	↑	↑	↑	↑	↑	↑	↑	↑	↑	↑	↑	↑
Houston Pilots G - 75/76	15	15	16	17	17	17	17	17	17	16	16	16	16	15	15	15	15	15	15	14	15	15	15	15
	24	25	26	26	29	29	28	25	25	24	23	24	23	23	23	23	22	22	22	21	21	21	22	23
	↑	↑	↑	↑	↑	↑	↑	↑	↑	↑	↑	↑	↑	↑	↑	↑	↑	↑	↑	↑	↑	↑	↑	↑
Houston Pilots F - 63/64	15	16	16	17	17	17	17	17	17	16	15	16	16	16	16	15	15	15	15	15	15	15	15	15
	24	25	26	26	28	28	26	25	24	23	23	23	23	23	23	23	22	23	22	22	22	22	23	23
	↑	↑	↑	↑	↑	↑	↑	↑	↑	↑	↑	↑	↑	↑	↑	↑	↑	↑	↑	↑	↑	↑	↑	↑
Houston Pilots E - 51/52	15	15	16	16	17	17	17	17	16	16	15	16	16	16	16	16	16	16	16	15	15	15	15	15
	24	25	25	26	26	26	26	24	24	23	23	23	23	23	23	23	23	23	23	22	22	22	23	23
	↑	↑	↑	↑	↑	↑	↑	↑	↑	↑	↑	↑	↑	↑	↑	↑	↑	↑	↑	↑	↑	↑	↑	↑
Houston Pilots D - 37/38	15	15	16	16	16	16	16	16	15	15	15	15	16	16	16	16	16	16	16	15	15	15	15	15
	23	24	25	26	26	26	25	24	23	22	22	23	23	23	23	23	23	23	23	23	23	23	23	23
	↑	↑	↑	↑	↑	↑	↑	↑	↑	↑	↑	↑	↑	↑	↑	↑	↑	↑	↑	↑	↑	↑	↑	↑
Houston Pilots C - 25/26	15	15	15	16	16	16	15	15	15	15	15	15	15	15	15	16	16	16	16	16	15	15	15	15
	23	24	24	25	25	25	24	23	23	22	22	22	23	23	23	23	23	24	23	23	23	23	22	23
	↑	↑	↑	↑	↑	↑	↑	↑	↑	↑	↑	↑	↑	↑	↑	↑	↑	↑	↑	↑	↑	↑	↑	↑
Houston Pilots B - 11/12	14	15	15	15	15	15	15	14	14	14	14	14	15	15	15	15	15	15	15	15	15	15	15	15
	22	22	23	23	23	23	22	22	22	21	21	21	22	22	22	22	23	22	23	23	22	22	22	22
	↑	↑	↑	↑	↑	↑	↑	↑	↑	↑	↑	↑	↑	↑	↑	↑	↑	↑	↑	↑	↑	↑	↑	↑
Houston Pilots A - 1 & 2 Bravo	14	15	15	15	15	15	15	15	15	15	15	15	16	16	16	17	17	17	17	17	17	16	15	15
	22	22	22	22	22	22	22	22	22	22	22	22	23	23	23	24	24	24	24	24	24	23	22	22
	↑	↑	↑	↑	↑	↑	↑	↑	↑	↑	↑	↑	↑	↑	↑	↑	↑	↑	↑	↑	↑	↑	↑	↑

**NOTE: This is automated data that may/may not agree with the official BAM thinking that's found on the daily slides. This data should be used as a guide only.**



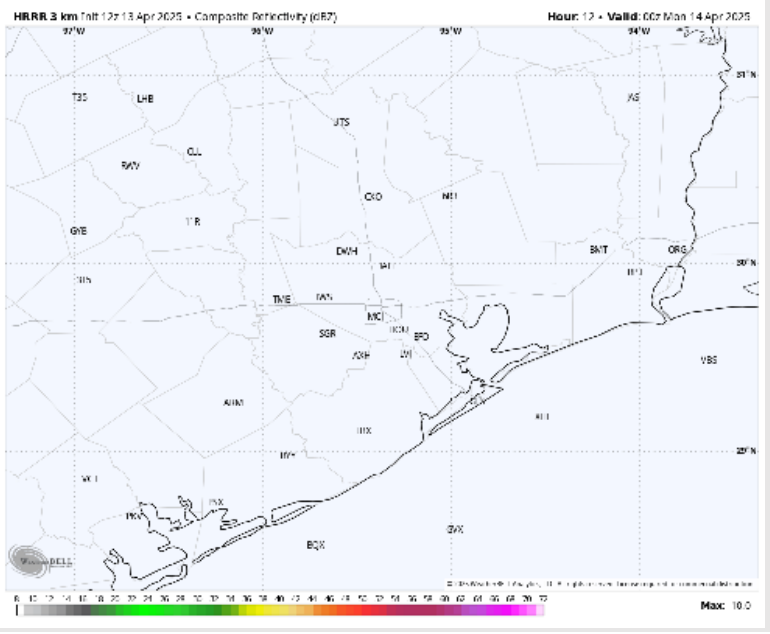
# Houston Pilots: SUN. 4/13/2025



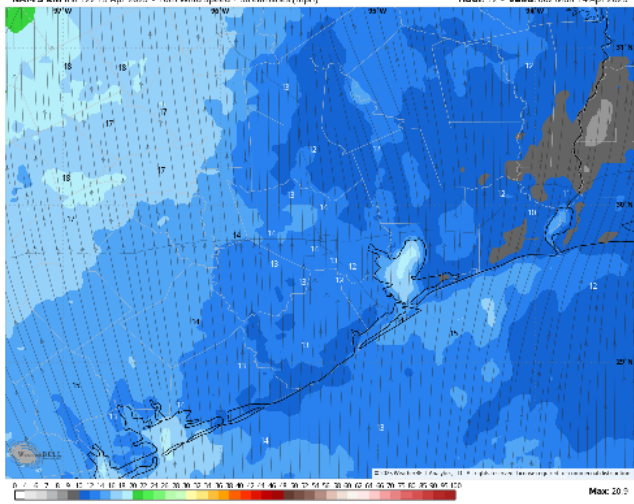
## Forecast Discussion

- Precip:** Dry conditions are favored for the rest of the day.
- Wind:** Winds will be out of the S through the rest of the day. **N of Morgan's Point:** Winds will be at 7 – 13 kts for the rest of the day . **S of Morgan's Point:** Winds will be at 12 – 18 kts through the rest of the day. **Gusts of 15 – 24 kts will be possible for ALL Stations through the rest of the day.**
- Low Temps:** **N of Morgan's Point:** Upper 60s F. **S of Morgan's Point:** Low 70s F.
- Visibility:** Not anticipating visibility concerns for the rest of the day.

## Precip Image: 7 PM CT

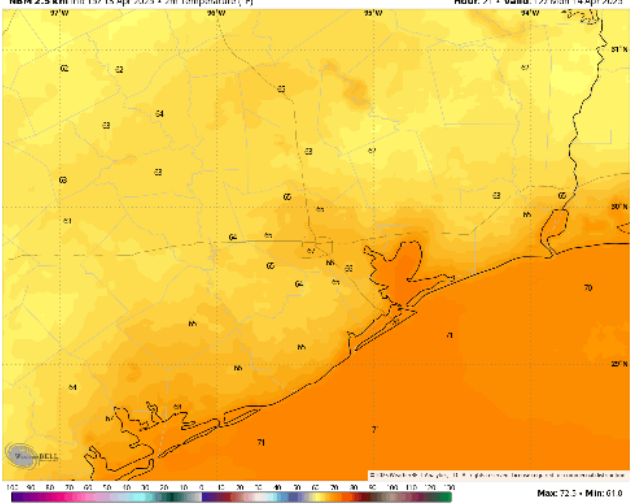


NAM 3 km Inr 12z 13 Apr 2025 + 10m Wind Speed = Streamlines (kph) Hour: 12 + Valid: 00z Mon 14 Apr 2025



Wind Speed:  
7 PM CT

NBM 2.5 km Inr 15z 13 Apr 2025 + 2m Temperature (°F) Hour: 21 + Valid: 12z Mon 14 Apr 2025



Low Temps  
MON AM

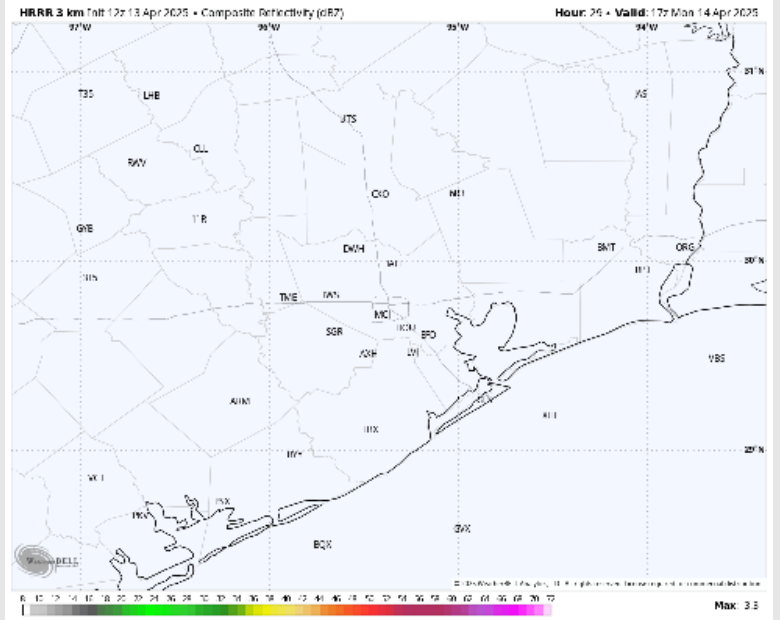
# Houston Pilots: MON. 4/14/2025



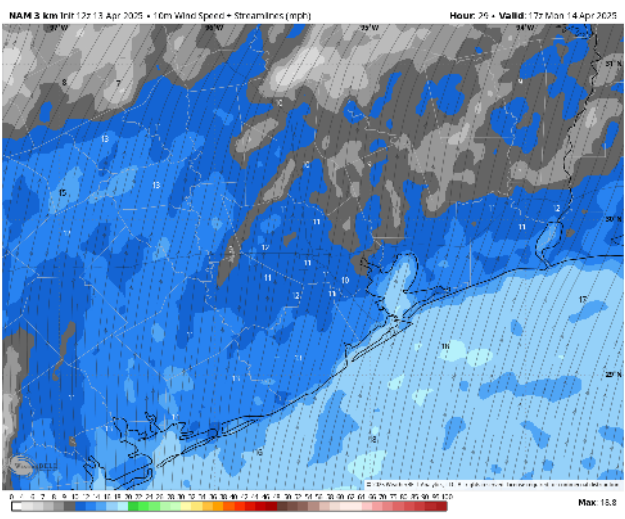
## Forecast Discussion

- Precip:** Favoring dry conditions for Monday.
- Wind:** Winds will be out of the SSW on Monday. **N of Morgan's Point:** Winds will be at 6 - 11 kts for the day on Monday. **S of Morgan's Point:** Winds will be 11-18 kts throughout the day on Monday. **Gusts can reach 25 kts through 7PM for all stations.**
- High Temps:** **N of Morgan's Point:** Mid 80s F. **S of Morgan's Point:** Upper 70s F.
- Visibility:** Not anticipating visibility concerns for Monday.


## Precip Image: 12 PM CT



## Wind Speed: 12 PM CT



## High Temps Monday



High Temps Monday

# Houston Pilots: TUE. 4/15/2025



## Forecast Discussion

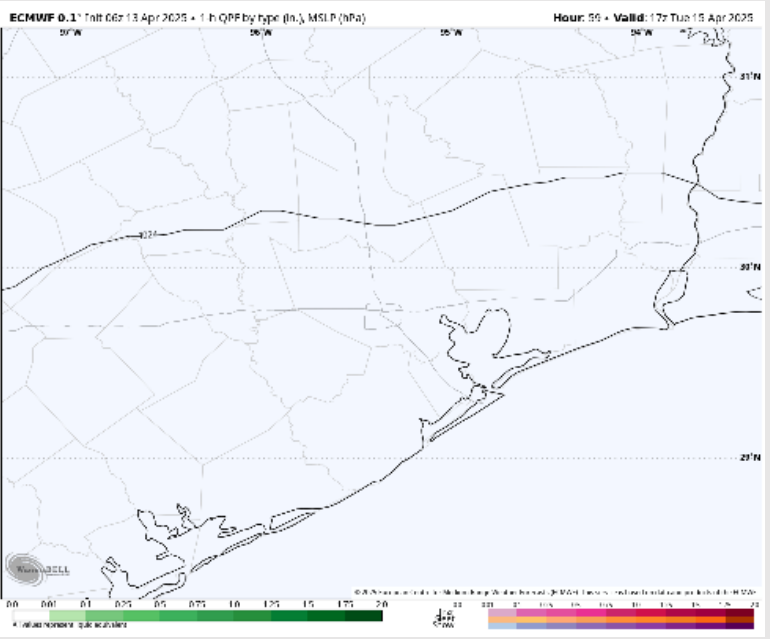
**Precip:** Favoring dry conditions for Tuesday.

**Wind:** Winds out of the SSW will quickly shift out of the N after 5 AM. Winds will then begin to shift clockwise after 10 AM and settle out of the SE after 4 PM. **N of Morgan's Point:** Winds will be at 3 - 8 kts throughout the day. **S of Morgan's Point:** Winds will be at 8 - 13 kts for Tuesday..

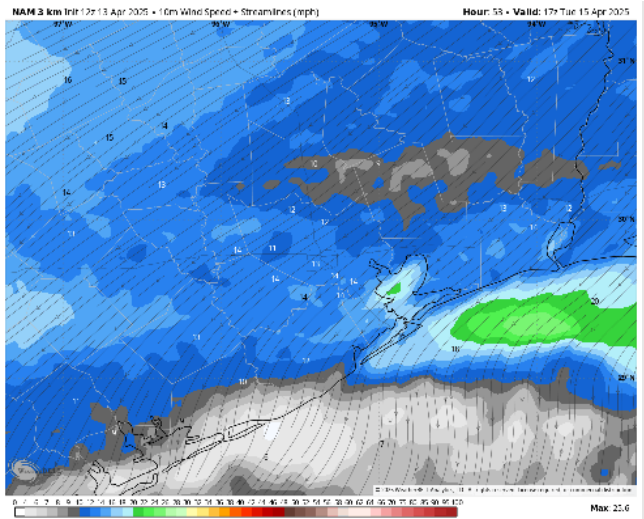
**High Temps:** **N of Morgan's Point:** Low 80s F. **S of Morgan's Point:** Mid 70s F.

**Visibility:** Not anticipating visibility concerns for Tuesday.

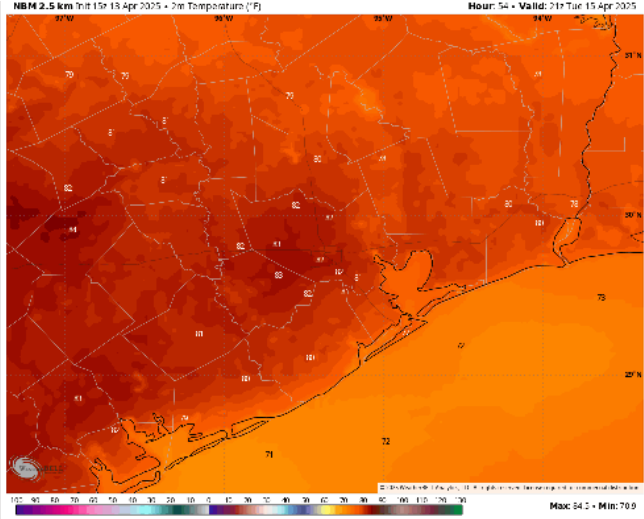
## Precip Image: 12 PM CT



Wind Speed  
12 PM CT



High Temps  
Tuesday

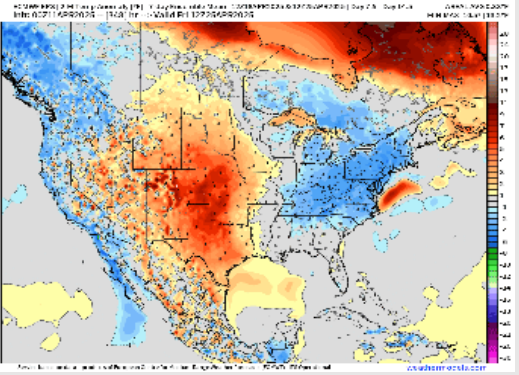




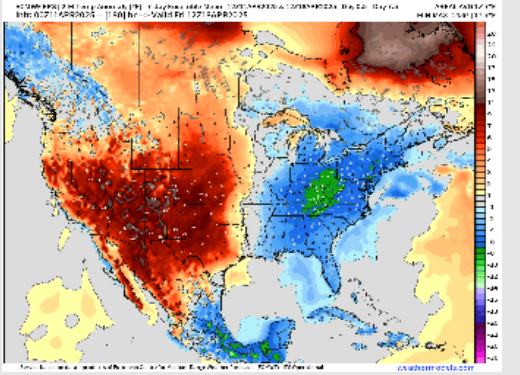
# Houston Pilots: 4/13/25



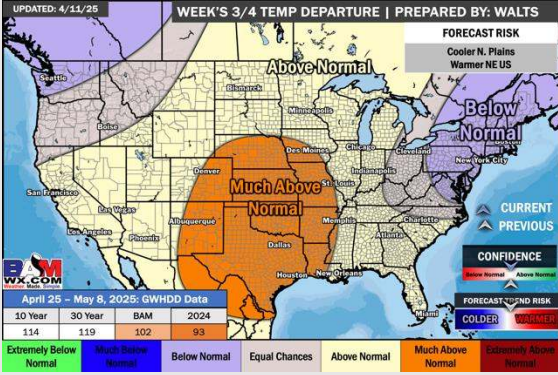
**Next 7 Day Temperature Departure**



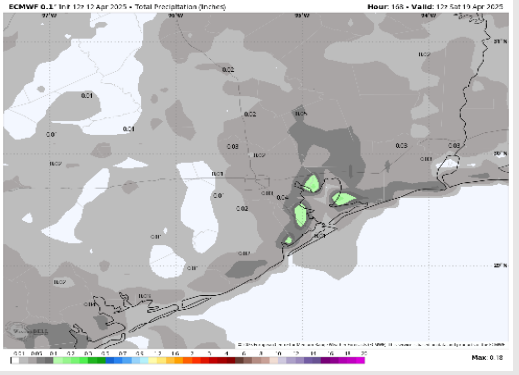
**8-14 Day Temperature Departure**



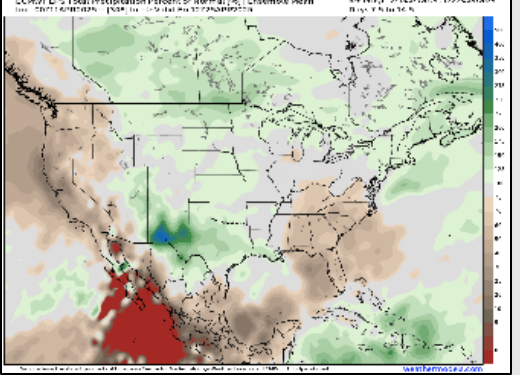
**15-30 Day Temperature Departure**



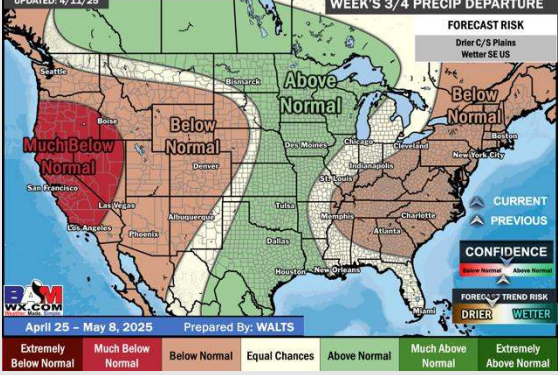
**Next 7 Day Total Precipitation**



**8-14 Day % of Average Precip.**



**15-30 Day % of Average Precip.**



- Temps are expected to be slightly above normal the next 7 days. Favoring mostly dry conditions over the next few days with rain working in mid next week.
- Above normal temps and near normal rainfall is favored 8 - 14 days from now.
- Much above normal temperatures and above normal precipitation is favored for the April 23 - May 8th timeframe.