

# Houston Pilots Forecast Package



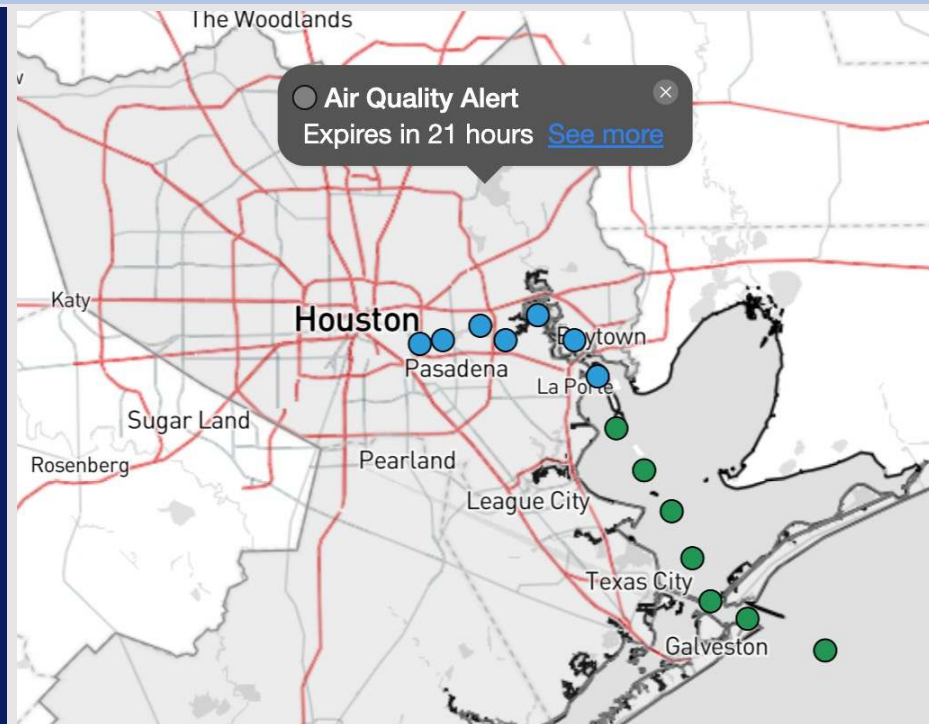
Updated: 10:00 PM CT

Friday, April 11, 2025

Forecaster: Jakeb Wagner

## Weather Headlines

- Dry conditions and calmer winds are favored the next 7 days.
- Not currently favoring any fog concerns over the next few days.



Current Radar: 9:41 PM CT

As always, please do not hesitate to reach out to us with any forecast questions at (317)-560-8122. Press 1 for forecast questions.

You can also access real-time forecast updates and 24/7 meteorological chat assistance on your [Clarity](#) app. Click [here](#) for login assistance.



# Houston Pilots Visibility Chart (miles)



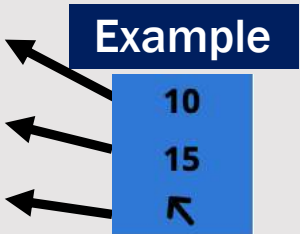
Visibility	Fri 11 pm	Sat 12 am	Sat 1 am	Sat 2 am	Sat 3 am	Sat 4 am	Sat 5 am	Sat 6 am	Sat 7 am	Sat 8 am	Sat 9 am	Sat 10 am	Sat 11 am	Sat 12 pm	Sat 1 pm	Sat 2 pm	Sat 3 pm	Sat 4 pm	Sat 5 pm	Sat 6 pm	Sat 7 pm	Sat 8 pm	Sat 9 pm	Sat 10 pm
Houston Pilots N - 610 Bridge	10	10	10	10	10	10	10	10	10	10	10	10	10	10	10	10	10	10	10	10	10	10	10	10
Houston Pilots M - Kinder 1	10	10	10	10	10	10	10	10	10	10	10	10	10	10	10	10	10	10	10	10	10	10	10	10
Houston Pilots L - Greens Bayou	10	10	10	10	10	10	10	10	10	10	10	10	10	10	10	10	10	10	10	10	10	10	10	10
Houston Pilots K - Shell Crude	10	10	10	10	10	10	10	10	10	10	10	10	10	10	10	10	10	10	10	10	10	10	10	10
Houston Pilots J - Lynchburg Ferries	10	10	10	10	10	10	10	10	10	10	10	10	10	10	10	10	10	10	10	10	10	10	10	10
Houston Pilots I - Exxon 3	10	10	10	10	10	10	10	10	10	10	10	10	10	10	10	10	10	10	10	10	10	10	10	10
Houston Pilots H - Morgans Point	10	10	10	10	10	10	10	10	10	10	10	10	10	10	10	10	10	10	10	10	10	10	10	10
Houston Pilots G - 75/76	10	10	10	10	10	10	10	10	10	10	10	10	10	10	10	10	10	10	10	10	10	10	10	10
Houston Pilots F - 63/64	10	10	10	10	10	10	10	10	10	10	10	10	10	10	10	10	10	10	10	10	10	10	10	10
Houston Pilots E - 51/52	10	10	10	10	10	10	10	10	10	10	10	10	10	10	10	10	10	10	10	10	10	10	10	10
Houston Pilots D - 37/38	10	10	10	10	10	10	10	10	10	10	10	10	10	10	10	10	10	10	10	10	10	10	10	10
Houston Pilots C - 25/26	10	10	10	10	10	10	10	10	10	10	10	10	10	10	10	10	10	10	10	10	10	10	10	10
Houston Pilots B - 11/12	10	10	10	10	10	10	10	10	10	10	10	10	10	10	10	10	10	10	10	10	10	10	10	10
Houston Pilots A - 1 & 2 Bravo	10	10	10	10	10	10	10	10	10	10	7.9	10	10	10	10	10	10	10	10	10	10	10	10	10

NOTE: This is automated data that may/may not agree with the official BAM thinking that's found on the daily slides or special visibility report slides. This data should be used as a guide only

# Houston Pilots Wind Chart



Sustained Wind 10 Knots  
Gusts 15 Knots  
Wind from the SE



Wind	Fri 11 pm	Sat 12 am	Sat 1 am	Sat 2 am	Sat 3 am	Sat 4 am	Sat 5 am	Sat 6 am	Sat 7 am	Sat 8 am	Sat 9 am	Sat 10 am	Sat 11 am	Sat 12 pm	Sat 1 pm	Sat 2 pm	Sat 3 pm	Sat 4 pm	Sat 5 pm	Sat 6 pm	Sat 7 pm	Sat 8 pm	Sat 9 pm	Sat 10 pm
Houston Pilots N - 610 Bridge	6 10 ↘	5 9 ↘	3 8 ↘	3 7 ↘	3 7 ↘	3 7 ↘	3 7 ↘	3 7 ↘	3 7 ↘	3 7 ↘	3 8 ↘	5 8 ↘	6 9 ↘	6 10 ↘	6 13 ↘	7 13 ↘	8 15 ↘	8 15 ↘	9 16 ↘	10 18 ↘	10 18 ↘	10 20 ↘	9 18 ↘	8 17 ↘
Houston Pilots M - Kinder 1	6 10 ↘	5 9 ↘	3 8 ↘	3 7 ↘	3 7 ↘	3 7 ↘	3 7 ↘	3 7 ↘	3 7 ↘	3 7 ↘	3 8 ↘	5 8 ↘	6 10 ↘	6 10 ↘	6 13 ↘	7 14 ↘	8 15 ↘	8 15 ↘	9 16 ↘	10 18 ↘	10 18 ↘	10 20 ↘	9 18 ↘	8 17 ↘
Houston Pilots L - Greens Bayou	6 10 ↘	5 9 ↘	3 8 ↘	3 7 ↘	3 7 ↘	3 7 ↘	3 7 ↘	3 7 ↘	3 7 ↘	3 7 ↘	3 8 ↘	5 8 ↘	6 10 ↘	6 10 ↘	6 13 ↘	7 14 ↘	8 15 ↘	8 15 ↘	9 16 ↘	10 18 ↘	10 18 ↘	10 18 ↘	9 17 ↘	8 16 ↘
Houston Pilots K - Shell Crude	6 10 ↘	5 9 ↘	3 8 ↘	3 7 ↘	3 7 ↘	3 7 ↘	3 7 ↘	3 7 ↘	3 7 ↘	3 7 ↘	3 8 ↘	5 8 ↘	6 10 ↘	6 10 ↘	7 13 ↘	7 14 ↘	8 15 ↘	8 15 ↘	9 16 ↘	10 18 ↘	10 18 ↘	10 18 ↘	9 17 ↘	8 16 ↘
Houston Pilots J - Lynchburg Ferries	5 9 ↘	5 8 ↘	3 8 ↘	3 7 ↘	3 7 ↘	3 6 ↘	3 7 ↘	3 7 ↘	3 6 ↘	3 7 ↘	3 8 ↘	3 8 ↘	6 9 ↘	6 10 ↘	7 13 ↘	7 14 ↘	8 15 ↘	8 15 ↘	9 16 ↘	9 17 ↘	10 18 ↘	10 18 ↘	8 17 ↘	8 16 ↘
Houston Pilots I - Exxon 3	7 12 ↘	6 10 ↘	6 9 ↘	6 8 ↘	5 8 ↘	5 8 ↘	5 7 ↘	5 7 ↘	5 8 ↘	6 8 ↘	6 9 ↘	6 9 ↘	6 10 ↘	7 12 ↘	8 14 ↘	8 15 ↘	9 15 ↘	10 16 ↘	10 17 ↘	12 18 ↘	13 18 ↘	13 18 ↘	12 17 ↘	10 16 ↘
Houston Pilots H - Morgans Point	7 12 ↘	6 10 ↘	6 9 ↘	6 9 ↘	6 8 ↘	5 8 ↘	5 7 ↘	5 7 ↘	6 8 ↘	6 8 ↘	6 9 ↘	6 9 ↘	7 10 ↘	7 12 ↘	8 14 ↘	8 15 ↘	9 15 ↘	10 16 ↘	10 17 ↘	12 18 ↘	12 18 ↘	13 18 ↘	12 17 ↘	10 16 ↘
Houston Pilots G - 75/76	8 13 ↘	8 12 ↘	7 12 ↘	7 10 ↘	6 10 ↘	6 9 ↘	6 9 ↘	6 9 ↘	7 10 ↘	7 10 ↘	7 12 ↘	8 12 ↘	8 13 ↘	8 13 ↘	8 15 ↘	9 15 ↘	10 16 ↘	10 17 ↘	12 18 ↘	13 20 ↘	13 20 ↘	13 20 ↘	13 18 ↘	12 17 ↘
Houston Pilots F - 63/64	8 13 ↘	8 12 ↘	8 12 ↘	7 10 ↘	7 10 ↘	7 10 ↘	7 9 ↘	7 10 ↘	7 10 ↘	8 10 ↘	8 12 ↘	8 12 ↘	8 13 ↘	8 14 ↘	9 15 ↘	9 15 ↘	10 16 ↘	10 17 ↘	12 18 ↘	13 20 ↘	13 18 ↘	13 18 ↘	13 17 ↘	12 16 ↘
Houston Pilots E - 51/52	8 13 ↘	8 12 ↘	8 12 ↘	8 12 ↘	7 10 ↘	7 10 ↘	7 10 ↘	7 10 ↘	7 12 ↘	8 12 ↘	8 12 ↘	8 13 ↘	8 13 ↘	9 14 ↘	9 15 ↘	10 15 ↘	10 16 ↘	10 17 ↘	12 18 ↘	12 17 ↘	13 17 ↘	13 17 ↘	12 16 ↘	12 16 ↘
Houston Pilots D - 37/38	8 13 ↘	7 12 ↘	7 12 ↘	8 12 ↘	7 10 ↘	7 10 ↘	7 10 ↘	7 10 ↘	8 12 ↘	8 12 ↘	8 13 ↘	8 13 ↘	8 14 ↘	9 14 ↘	9 15 ↘	9 15 ↘	9 16 ↘	10 16 ↘	10 17 ↘	12 17 ↘	12 17 ↘	12 16 ↘	10 16 ↘	10 16 ↘
Houston Pilots C - 25/26	7 12 ↘	7 12 ↘	7 12 ↘	7 12 ↘	7 10 ↘	7 10 ↘	7 10 ↘	7 10 ↘	8 12 ↘	8 12 ↘	8 13 ↘	8 13 ↘	8 14 ↘	9 14 ↘	9 15 ↘	9 15 ↘	9 15 ↘	9 15 ↘	10 16 ↘	10 16 ↘	10 16 ↘	10 16 ↘	10 15 ↘	10 15 ↘
Houston Pilots B - 11/12	6 12 ↘	6 10 ↘	6 10 ↘	7 10 ↘	6 10 ↘	6 10 ↘	7 10 ↘	7 10 ↘	7 12 ↘	8 12 ↘	8 13 ↘	8 13 ↘	8 13 ↘	9 14 ↘	9 14 ↘	9 15 ↘	9 15 ↘	9 15 ↘	9 14 ↘	9 15 ↘	10 15 ↘	10 15 ↘	10 14 ↘	9 15 ↘
Houston Pilots A - 1 & 2 Bravo	8 12 ↘	8 13 ↘	8 13 ↘	8 13 ↘	8 13 ↘	8 13 ↘	8 13 ↘	8 13 ↘	8 13 ↘	9 14 ↘	9 14 ↘	9 14 ↘	9 14 ↘	9 9 ↘	9 14 ↘	9 14 ↘	8 14 ↘	8 14 ↘	9 14 ↘	10 14 ↘	10 15 ↘	10 15 ↘	10 15 ↘	10 15 ↘

NOTE: This is automated data that may/may not agree with the official BAM thinking that's found on the daily slides.  
This data should be used as a guide only.



# Houston Pilots: SAT. 4/12/2025

## Forecast Discussion

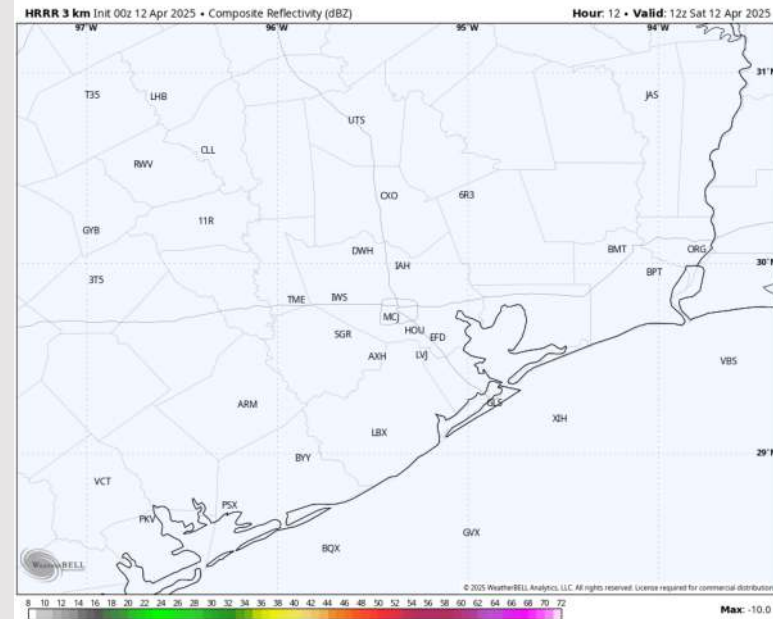
**Precip:** Favoring dry conditions for Today.

**Wind:** Winds will be out of the E/NE through 5 AM, veering clockwise after that time and settling out of the S/SE after 1 PM. **N of Morgan's Point:** Winds will be at 4 - 9 kts for all of Today. **S of Morgan's Point:** Winds will be at 8 - 13 kts for Today.


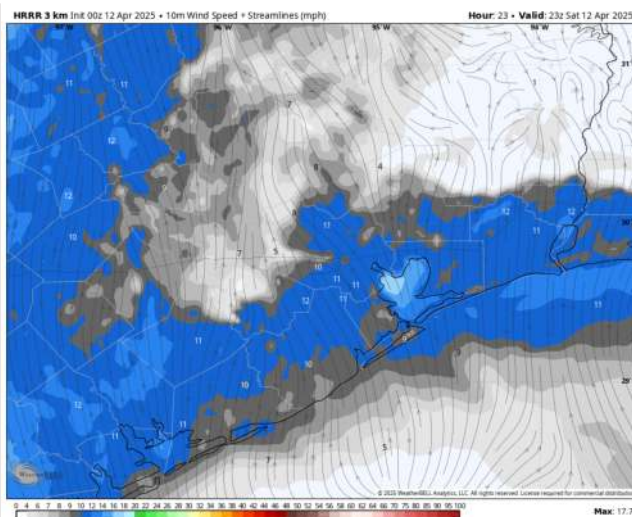
**High Temps:** **N of Morgan's Point:** Low 80s F. **S of Morgan's Point:** Mid-Low 70s F.

**Visibility:** No fog concerns for Today.

## Precip Image: 7 AM CT



Wind Speed  
6 PM CT



High Temps  
Today

# Houston Pilots: SUN. 4/13/2025

## Forecast Discussion

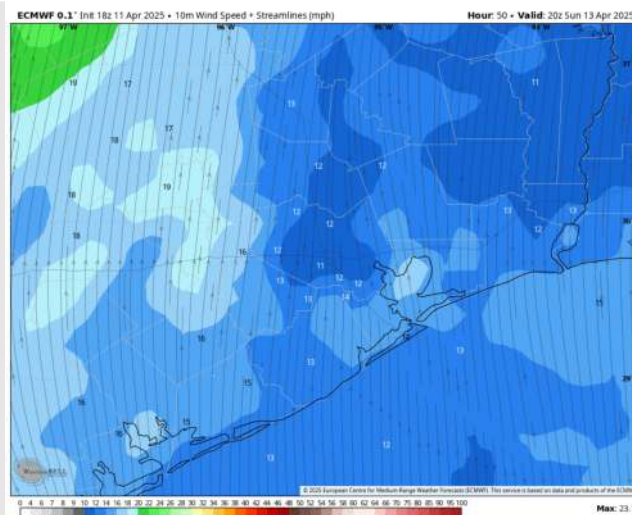
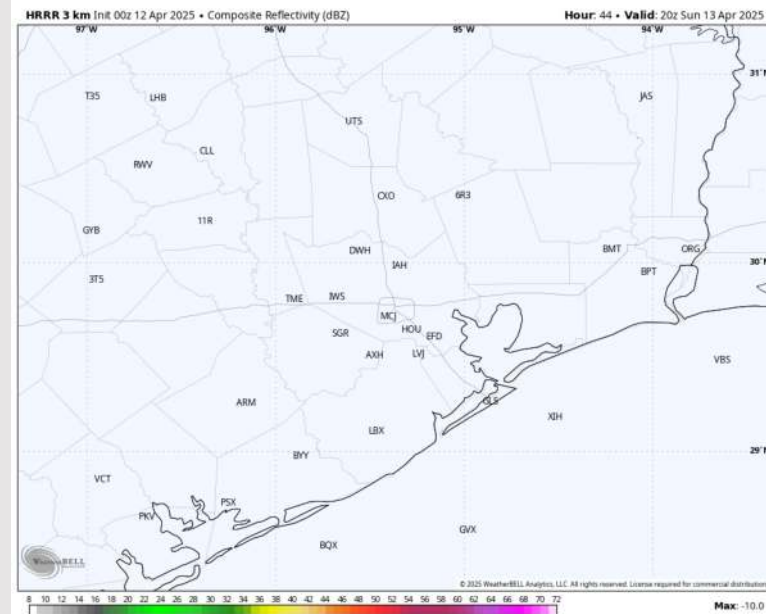
**Precip:** Dry conditions are favored for Sunday.

**Wind:** Winds will be out of the SSE throughout the day. **N of Morgan's Point:** Winds will be at 6 – 11 kts for Sunday. **S of Morgan's Point:** Winds will be at 7 – 12 kts through 10 AM, before increasing slightly to 9 – 14 kts. **Gusts of 20 – 25 kts will be possible for Stations N of Morgan's Point between 10 AM and 7 PM.**

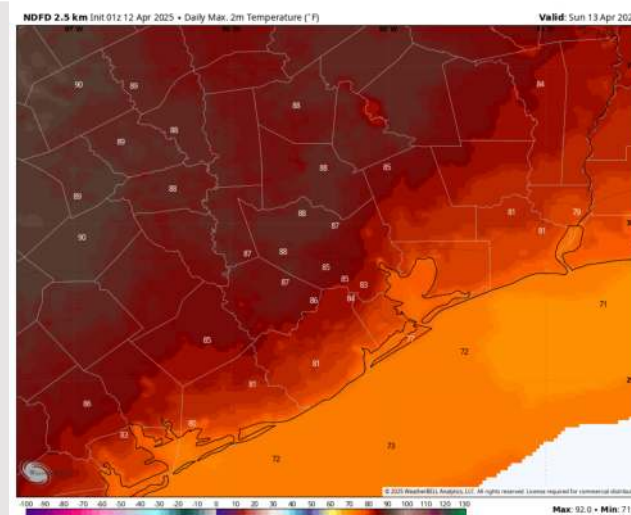
**High Temps:** **N of Morgan's Point:** Mid 80s F. **S of Morgan's Point:** Mid 70s F.

**Visibility:** No fog concerns for Sunday.

## Precip Image: 3 PM CT



Wind Speed:  
3 PM CT



High Temps  
Sunday

# Houston Pilots: MON. 4/14/2025

## Forecast Discussion

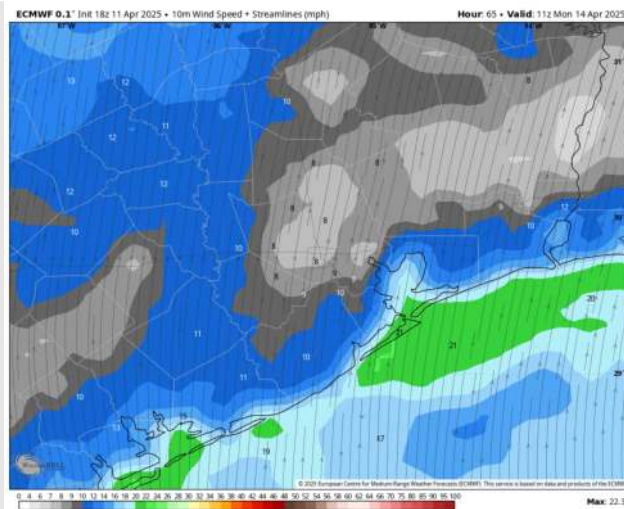
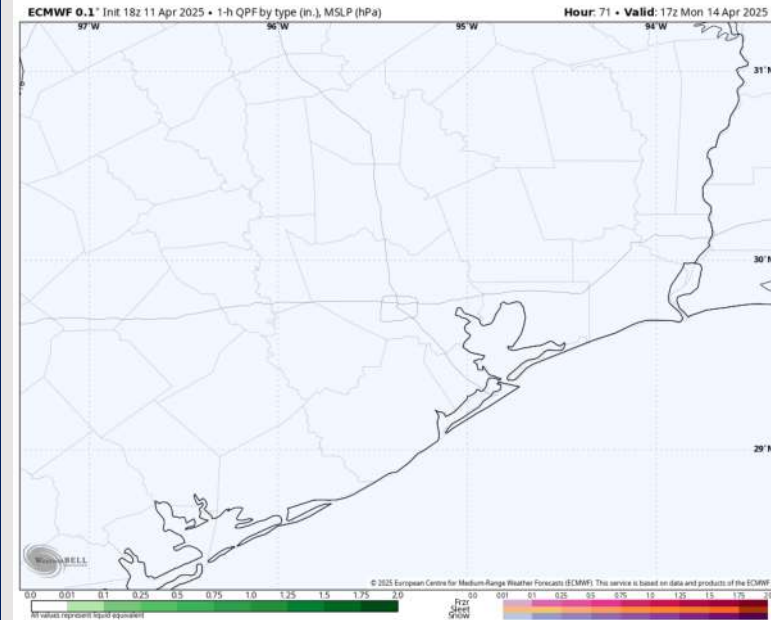
**Precip:** Favoring dry conditions for Monday.

**Wind:** Winds will be out of the SSW on Monday. **N of Morgan's Point:** Winds will be at 6 - 11 kts for Monday. **S of Morgan's Point:** Winds will be 13-18 kts through 11AM, decreasing to 6-11 kts after that time. **Gusts can reach 25 kts through 7PM for all stations.**

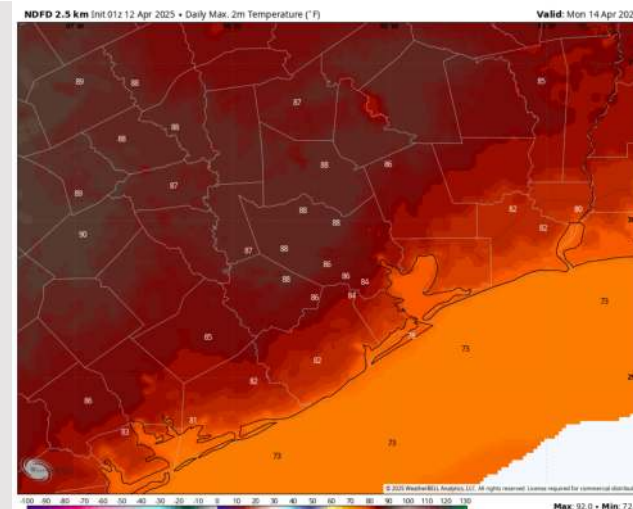
**High Temps:** **N of Morgan's Point:** Upper 80s F. **S of Morgan's Point:** Upper 70s F.

**Visibility:** Not anticipating visibility concerns for Monday.

## Precip Image: 12 PM CT



**Wind Speed:**  
6 AM CT

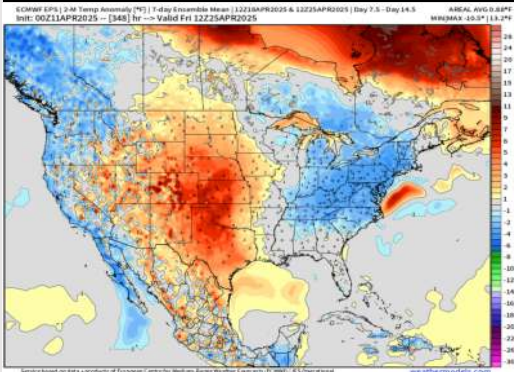


**High Temps**  
**Monday**

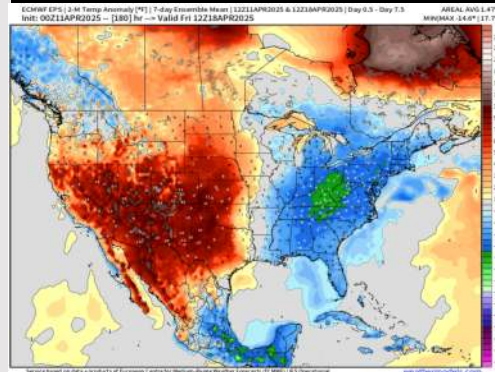


# Houston Pilots: 4/12/25

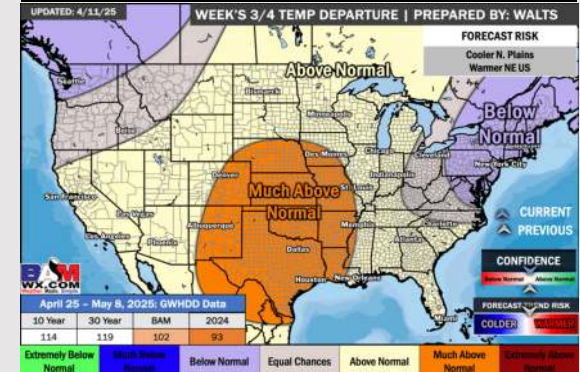
## Next 7 Day Temperature Departure



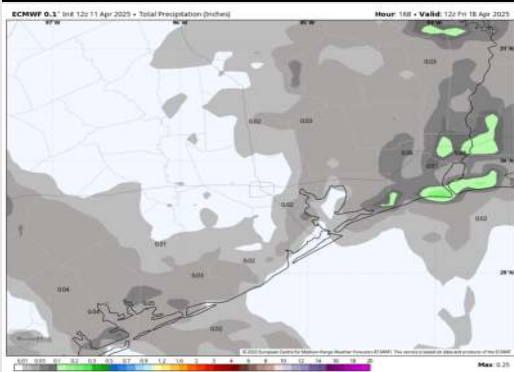
## 8-14 Day Temperature Departure



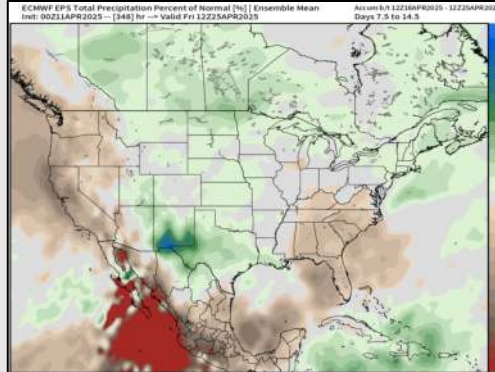
## 15-30 Day Temperature Departure



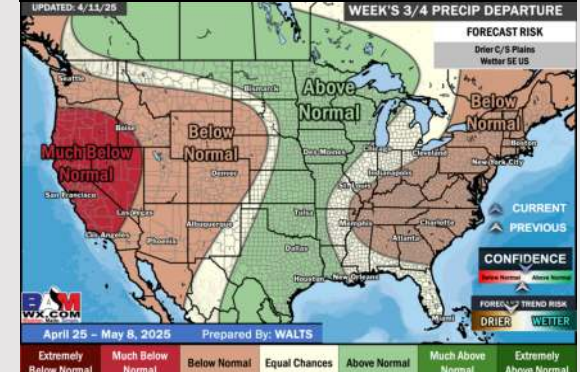
## Next 7 Day Total Precipitation



## 8-14 Day % of Average Precip.



## 15-30 Day % of Average Precip.



- Temps are expected to be slightly above normal the next 7 days. Favoring mostly dry conditions over the next few days with rain working in mid next week.
- Above normal temps and near normal rainfall is favored 8 - 14 days from now.
- Much above normal temperatures and above normal precipitation is favored for the April 23 - May 8th timeframe.