

Houston Pilots Forecast Package

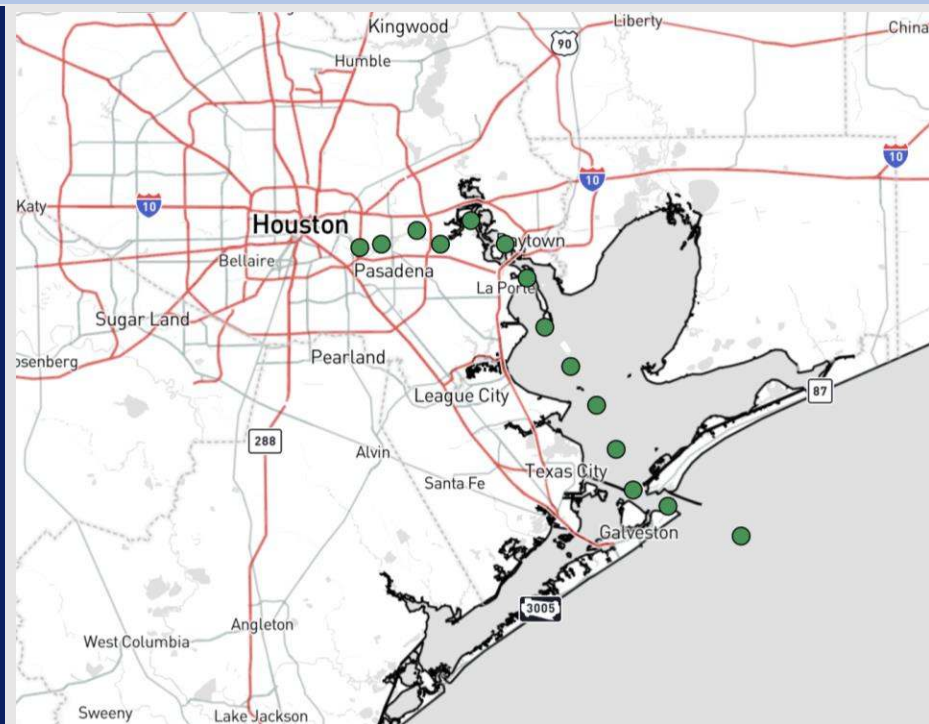


Updated: 1:00 PM CT
Friday, April 11, 2025

Forecaster: Alyssa Elliott

Weather Headlines

- Dry conditions and calmer winds are favored the next 7 days.
- Not currently favoring any fog concerns over the next few days.



Current Radar: 12:50 PM CT

As always, please do not hesitate to reach out to us with any forecast questions at **(317)-560-8122**. Press **1** for forecast questions.

You can also access real-time forecast updates and 24/7 meteorological chat assistance on your **Clarity** app. Click [here](#) for login assistance.



Houston Pilots Visibility Chart (miles)



Visibility	Fri 2 pm	Fri 3 pm	Fri 4 pm	Fri 5 pm	Fri 6 pm	Fri 7 pm	Fri 8 pm	Fri 9 pm	Fri 10 pm	Fri 11 pm	Sat 12 am	Sat 1 am	Sat 2 am	Sat 3 am	Sat 4 am	Sat 5 am	Sat 6 am	Sat 7 am	Sat 8 am	Sat 9 am	Sat 10 am	Sat 11 am	Sat 12 pm	Sat 1 pm
Houston Pilots N - 610 Bridge	10	10	10	10	10	10	10	10	10	10	10	10	10	10	10	10	10	10	10	10	10	10	10	10
Houston Pilots M - Kinder 1	10	10	10	10	10	10	10	10	10	10	10	10	10	10	10	10	10	10	10	10	10	10	10	10
Houston Pilots L - Greens Bayou	10	10	10	10	10	10	10	10	10	10	10	10	10	10	10	10	10	10	10	10	10	10	10	10
Houston Pilots K - Shell Crude	10	10	10	10	10	10	10	10	10	10	10	10	10	10	10	10	10	10	10	10	10	10	10	10
Houston Pilots J - Lynchburg Ferries	10	10	10	10	10	10	10	10	10	10	10	10	10	10	10	10	10	10	10	10	10	10	10	10
Houston Pilots I - Exxon 3	10	10	10	10	10	10	10	10	10	10	10	10	10	10	10	10	10	10	10	10	10	10	10	10
Houston Pilots H - Morgans Point	10	10	10	10	10	10	10	10	10	10	10	10	10	10	10	10	10	10	10	10	10	10	10	10
Houston Pilots G - 75/76	10	10	10	10	10	10	10	10	10	10	10	10	10	10	10	10	10	10	10	10	10	10	10	10
Houston Pilots F - 63/64	10	10	10	10	10	10	10	10	10	10	10	10	10	10	10	10	10	10	10	10	10	10	10	10
Houston Pilots E - 51/52	10	10	10	10	10	10	10	10	10	10	10	10	10	10	10	10	10	10	10	10	10	10	10	10
Houston Pilots D - 37/38	10	10	10	10	10	10	10	10	10	10	10	10	10	10	10	10	10	10	10	10	10	10	10	10
Houston Pilots C - 25/26	10	10	10	10	10	10	10	10	10	10	10	10	10	10	10	10	10	10	10	10	10	10	10	10
Houston Pilots B - 11/12	10	10	10	10	10	10	10	10	10	10	10	10	10	10	10	10	10	10	10	10	10	10	10	10
Houston Pilots A - 1 & 2 Bravo	10	10	10	10	10	10	10	10	10	10	10	10	10	10	10	10	10	10	10	10	10	10	10	10

NOTE: This is automated data that may/may not agree with the official BAM thinking that's found on the daily slides or special visibility report slides. This data should be used as a guide only

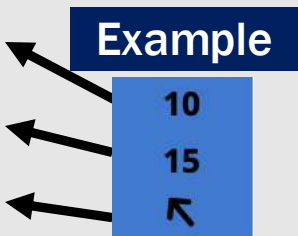
Houston Pilots Wind Chart



Sustained Wind 10 Knots

Gusts 15 Knots

Wind from the SE



Wind	Fri 2 pm	Fri 3 pm	Fri 4 pm	Fri 5 pm	Fri 6 pm	Fri 7 pm	Fri 8 pm	Fri 9 pm	Fri 10 pm	Fri 11 pm	Sat 12 am	Sat 1 am	Sat 2 am	Sat 3 am	Sat 4 am	Sat 5 am	Sat 6 am	Sat 7 am	Sat 8 am	Sat 9 am	Sat 10 am	Sat 11 am	Sat 12 pm	Sat 1 pm
Houston Pilots N - 610 Bridge	7 14 ↘	7 14 ↘	8 15 ↘	8 16 ↘	8 16 ↘	8 16 ↘	8 15 ↘	7 14 ↘	6 12 ↘	6 10 ↘	5 9 ↘	5 9 ↘	3 8 ↘	3 8 ↘	3 7 ↘	3 7 ↘	3 7 ↘	3 7 ↘	3 7 ↘	3 8 ↘	5 9 ↘	6 9 ↘	6 10 ↘	6 13 ↘
Houston Pilots M - Kinder 1	7 14 ↘	7 14 ↘	8 15 ↘	8 16 ↘	8 16 ↘	8 16 ↘	8 15 ↘	7 14 ↘	6 12 ↘	6 10 ↘	5 9 ↘	5 9 ↘	3 8 ↘	3 8 ↘	3 7 ↘	3 7 ↘	3 7 ↘	3 7 ↘	3 7 ↘	3 8 ↘	5 9 ↘	6 9 ↘	6 10 ↘	6 13 ↘
Houston Pilots L - Greens Bayou	6 14 ↘	7 14 ↘	8 15 ↘	8 16 ↘	8 16 ↘	8 15 ↘	8 15 ↘	6 13 ↘	6 12 ↘	6 10 ↘	5 9 ↘	5 9 ↘	3 8 ↘	3 8 ↘	3 7 ↘	3 7 ↘	3 7 ↘	3 7 ↘	3 7 ↘	3 8 ↘	5 9 ↘	6 10 ↘	6 10 ↘	6 13 ↘
Houston Pilots K - Shell Crude	6 13 ↘	7 14 ↘	8 15 ↘	8 15 ↘	8 16 ↘	8 15 ↘	8 15 ↘	6 13 ↘	6 12 ↘	6 10 ↘	5 9 ↘	5 9 ↘	3 8 ↘	3 8 ↘	3 7 ↘	3 7 ↘	3 7 ↘	3 7 ↘	3 7 ↘	3 8 ↘	5 9 ↘	6 9 ↘	6 10 ↘	7 13 ↘
Houston Pilots J - Lynchburg Ferries	6 13 ↘	7 14 ↘	8 15 ↘	8 15 ↘	8 15 ↘	8 15 ↘	7 15 ↘	6 13 ↘	6 12 ↘	5 10 ↘	5 9 ↘	3 8 ↘	3 8 ↘	3 7 ↘	3 7 ↘	3 7 ↘	3 7 ↘	3 7 ↘	3 7 ↘	3 7 ↘	5 8 ↘	6 9 ↘	6 10 ↘	7 13 ↘
Houston Pilots I - Exxon 3	7 13 ↘	8 14 ↘	8 15 ↘	9 15 ↘	9 16 ↘	9 15 ↘	9 15 ↘	8 14 ↘	8 13 ↘	7 12 ↘	6 10 ↘	6 10 ↘	6 9 ↘	6 9 ↘	6 8 ↘	6 8 ↘	5 8 ↘	5 8 ↘	6 8 ↘	6 9 ↘	6 9 ↘	7 10 ↘	7 12 ↘	8 14 ↘
Houston Pilots H - Morgans Point	6 13 ↘	7 14 ↘	8 14 ↘	8 15 ↘	9 15 ↘	9 15 ↘	9 15 ↘	8 13 ↘	7 12 ↘	7 12 ↘	6 10 ↘	6 10 ↘	6 9 ↘	6 9 ↘	6 8 ↘	6 8 ↘	6 8 ↘	6 8 ↘	6 8 ↘	6 9 ↘	6 10 ↘	7 10 ↘	7 12 ↘	8 14 ↘
Houston Pilots G - 75/76	7 13 ↘	7 14 ↘	8 14 ↘	8 15 ↘	9 15 ↘	9 15 ↘	10 15 ↘	8 14 ↘	8 13 ↘	8 13 ↘	8 12 ↘	8 12 ↘	7 12 ↘	7 10 ↘	7 10 ↘	7 10 ↘	7 10 ↘	7 10 ↘	7 10 ↘	7 10 ↘	8 12 ↘	8 13 ↘	8 13 ↘	8 15 ↘
Houston Pilots F - 63/64	7 13 ↘	6 13 ↘	7 13 ↘	8 15 ↘	8 15 ↘	8 15 ↘	9 15 ↘	8 14 ↘	8 13 ↘	8 13 ↘	8 13 ↘	8 12 ↘	8 12 ↘	7 12 ↘	7 10 ↘	7 10 ↘	7 10 ↘	8 10 ↘	8 12 ↘	8 12 ↘	8 12 ↘	8 13 ↘	8 14 ↘	8 15 ↘
Houston Pilots E - 51/52	6 12 ↘	6 12 ↘	6 12 ↘	6 13 ↘	7 14 ↘	8 14 ↘	8 14 ↘	8 13 ↘	8 13 ↘	8 13 ↘	8 13 ↘	8 12 ↘	8 12 ↘	8 12 ↘	8 12 ↘	8 12 ↘	8 12 ↘	8 12 ↘	8 12 ↘	8 12 ↘	8 13 ↘	8 13 ↘	9 14 ↘	9 15 ↘
Houston Pilots D - 37/38	6 12 ↘	6 12 ↘	6 12 ↘	6 13 ↘	7 13 ↘	8 13 ↘	8 13 ↘	8 13 ↘	8 12 ↘	8 12 ↘	8 12 ↘	8 12 ↘	8 12 ↘	8 12 ↘	8 12 ↘	8 12 ↘	8 12 ↘	8 12 ↘	8 12 ↘	8 13 ↘	8 13 ↘	9 13 ↘	9 14 ↘	9 15 ↘
Houston Pilots C - 25/26	6 10 ↘	6 10 ↘	6 10 ↘	6 12 ↘	6 12 ↘	7 12 ↘	8 13 ↘	7 12 ↘	7 12 ↘	7 12 ↘	7 12 ↘	8 12 ↘	8 12 ↘	8 12 ↘	8 12 ↘	8 12 ↘	8 12 ↘	8 12 ↘	8 12 ↘	8 13 ↘	8 13 ↘	9 13 ↘	9 14 ↘	9 15 ↘
Houston Pilots B - 11/12	6 10 ↘	6 9 ↘	6 9 ↘	6 9 ↘	6 10 ↘	6 10 ↘	7 10 ↘	6 10 ↘	6 10 ↘	6 10 ↘	6 12 ↘	7 12 ↘	7 12 ↘	7 12 ↘	7 12 ↘	7 12 ↘	7 12 ↘	8 12 ↘	8 12 ↘	8 12 ↘	8 13 ↘	8 13 ↘	8 13 ↘	9 14 ↘
Houston Pilots A - 1 & 2 Bravo	6 9 ↘	6 9 ↘	5 9 ↘	6 9 ↘	6 10 ↘	7 10 ↘	7 12 ↘	7 12 ↘	7 12 ↘	8 12 ↘	8 13 ↘	8 13 ↘	8 14 ↘	8 14 ↘	8 14 ↘	8 13 ↘	8 13 ↘	9 14 ↘	9 14 ↘	9 14 ↘	9 14 ↘	9 14 ↘	9 14 ↘	9 14 ↘

NOTE: This is automated data that may/may not agree with the official BAM thinking that's found on the daily slides.
This data should be used as a guide only.

Houston Pilots: FRI. 4/11/2025

Forecast Discussion

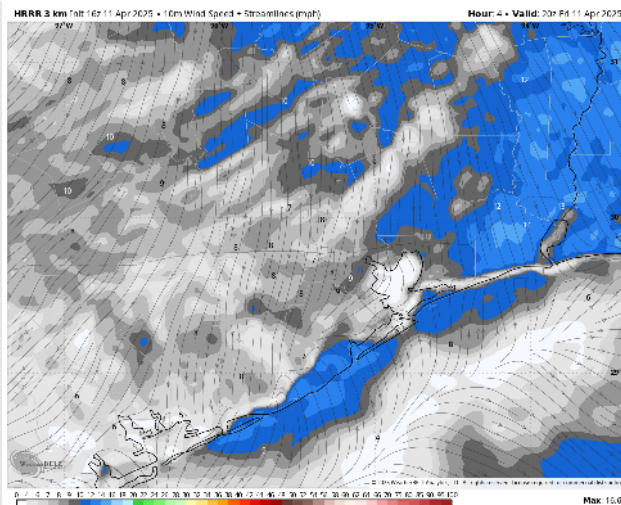
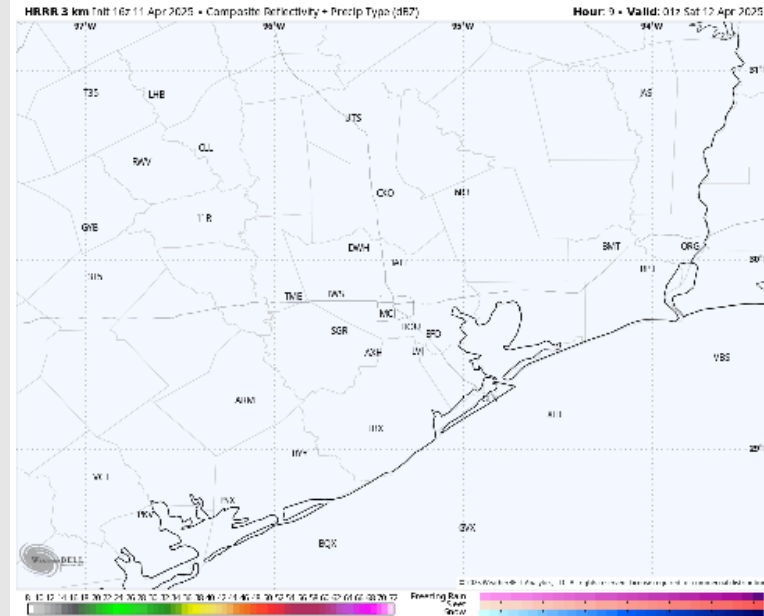
Precip: Favoring dry conditions for today.

Wind: Winds N of Morgan's Point will be out of the NNE, while winds S of Morgan's Point remain variable. Winds at the Boarding Station will be out of the SSW. **N of Morgan's Point:** Winds will be at 5 - 10 kts for the PM. **S of Morgan's Point:** Winds will be 8 - 13 kts through the rest of the day. An occasional gust near 18 kts will be possible.

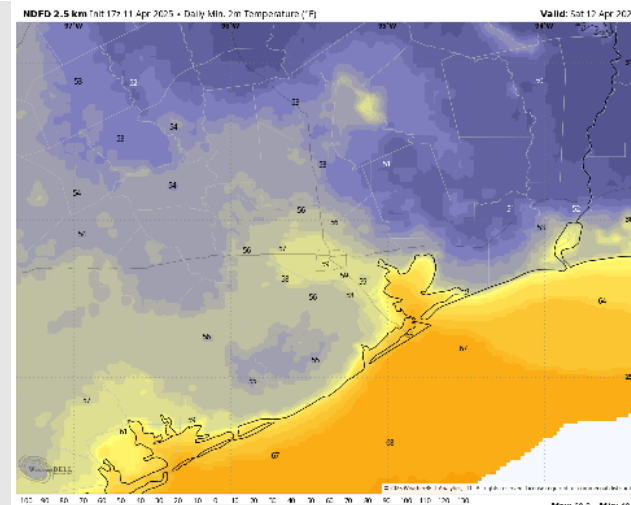
Low Temps: **N of Morgan's Point:** Upper 50s F. **S of Morgan's Point:** Mid to Upper 60s F.

Visibility: Not anticipating visibility concerns the rest of the day.

Precip Image: 8 PM CT



Wind Speed:
3 PM CT



Low Temps
SAT AM

Houston Pilots: SAT. 4/12/2025

Forecast Discussion

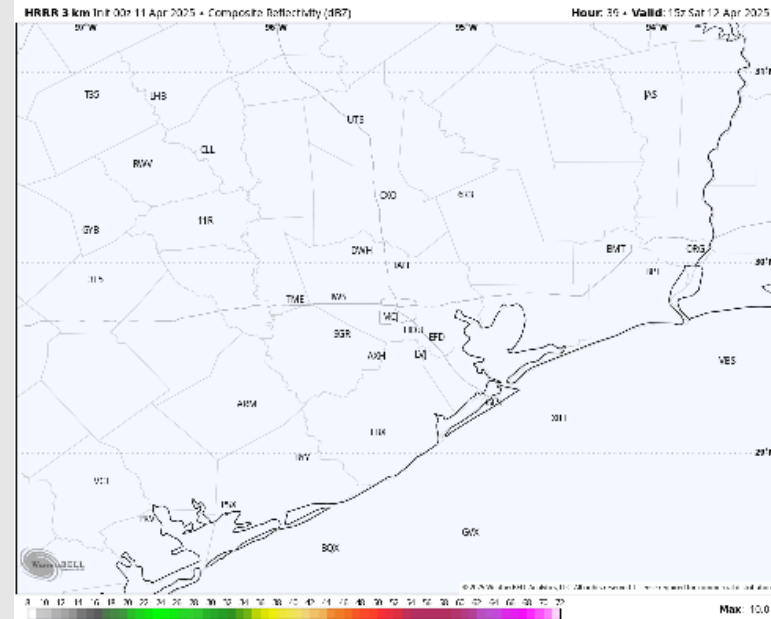
Precip: Favoring dry conditions for Saturday.

Wind: Winds will be out of the N/NE through 5 AM, veering clockwise after that time and settling out of the S/SE after 1 PM. **N of Morgan's Point:** Winds will be at 4 - 9 kts for all of Saturday. **S of Morgan's Point:** Winds will 8 - 13 kts for all of Saturday. Gusts may reach up to 20 kts.

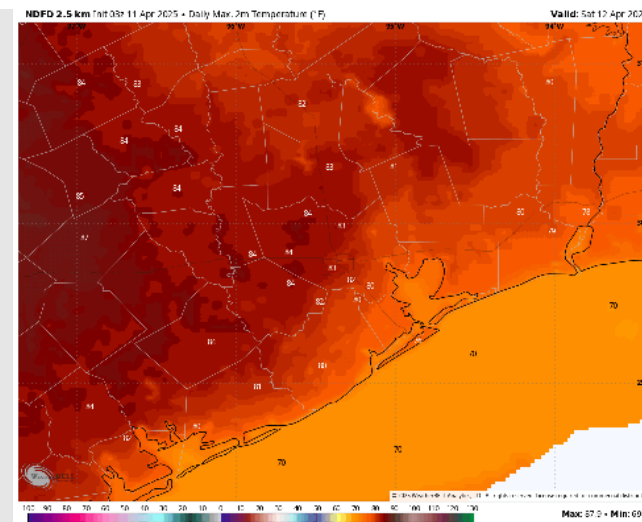
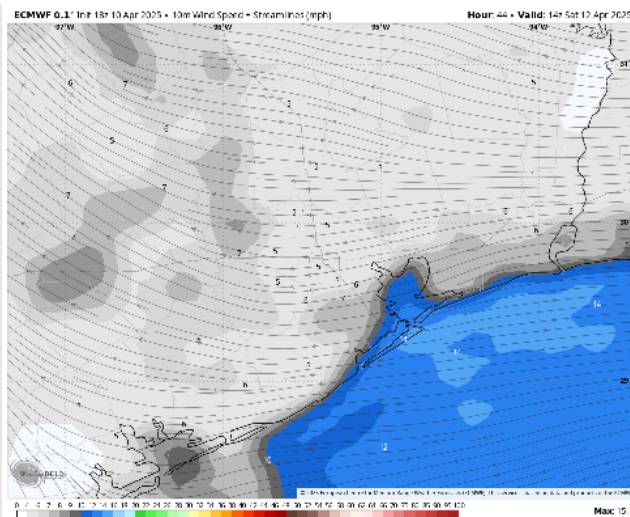
High Temps: **N of Morgan's Point:** Low 80s F. **S of Morgan's Point:** Mid-High 70s F.

Visibility: No fog concerns for Saturday.

Precip Image: 10 AM CT



Wind Speed
1 PM CT



High Temps
Saturday

Houston Pilots: SUN. 4/13/2025

Forecast Discussion

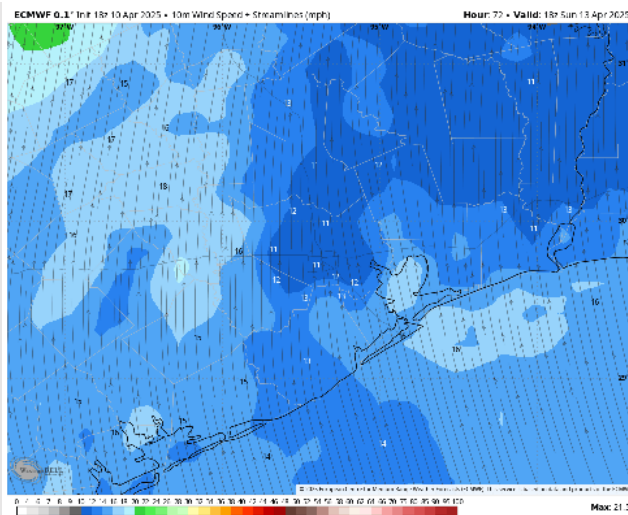
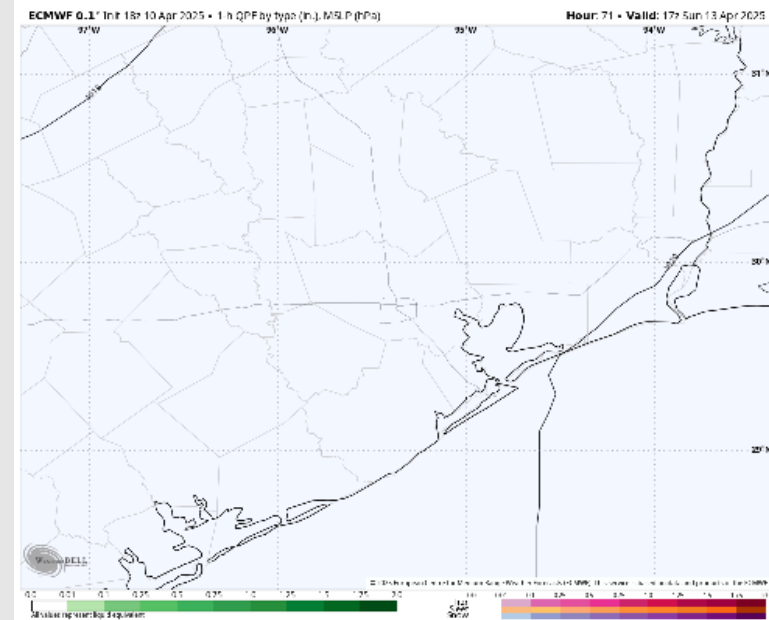
Precip: Dry conditions are favored for Sunday.

Wind: Winds will be out of the SSE throughout the day. **N of Morgan's Point:** Winds will be at 4 – 9 kts for Sunday. **S of Morgan's Point:** Winds will be at 7 – 12 kts through 10 AM, before increasing slightly to 9 – 14 kts. **Gusts of 20 – 25 kts will be possible for Stations N of Morgan's Point between 10 AM and 7 PM.**


High Temps: **N of Morgan's Point:** Mid 80s F. **S of Morgan's Point:** Low 80s F.

Visibility: No fog concerns for Sunday.

Precip Image: 12 PM CT



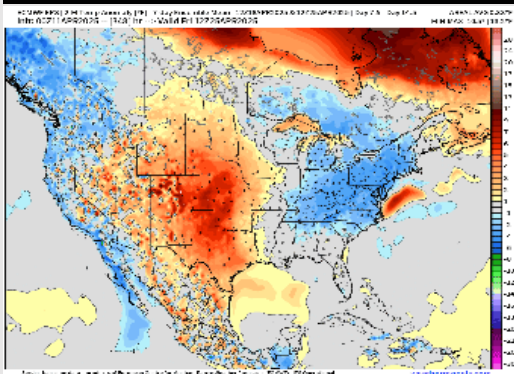
Wind Speed:
1 PM CT



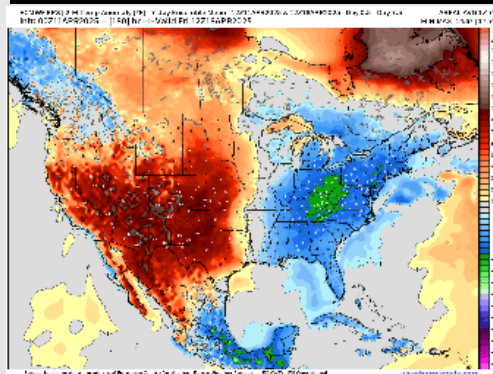
High Temps
Sunday

Houston Pilots: 4/11/25

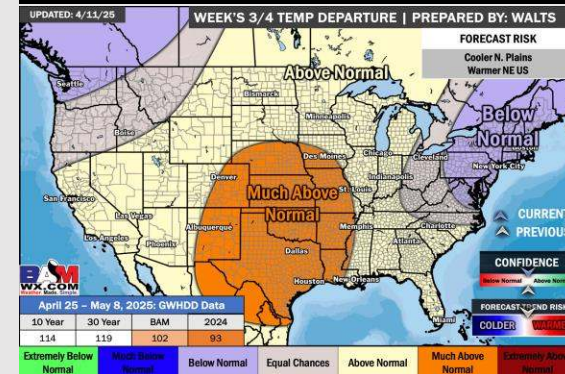
Next 7 Day Temperature Departure



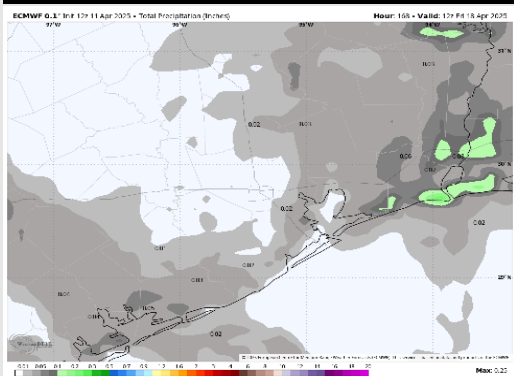
8-14 Day Temperature Departure



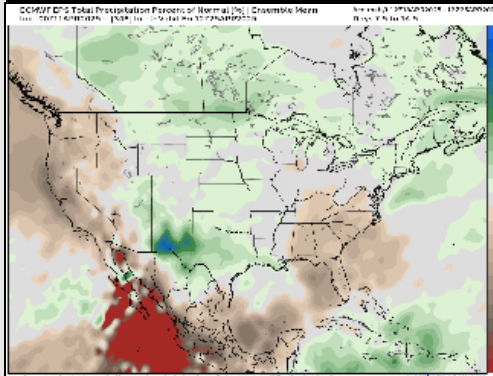
15-30 Day Temperature Departure



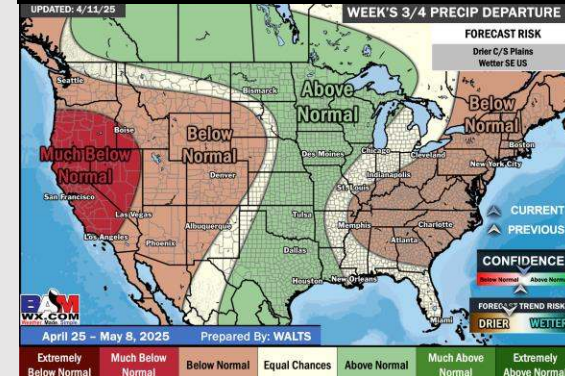
Next 7 Day Total Precipitation



8-14 Day % of Average Precip.



15-30 Day % of Average Precip.



- Temps are expected to be slightly above normal the next 7 days. Favoring mostly dry conditions over the next few days with rain working in mid next week.
- Above normal temps and near normal rainfall is favored 8 - 14 days from now.
- Much above normal temperatures and above normal precipitation is favored for the April 23 – May 8th timeframe.